

Ref: STG/MSE/ 231 /18
Date: February 09, 2018

Email: stgindia@stg-india.com
CIN: L29142TN1988PLC015647

/Thro' Online BSE Listing Centre/

The Manager,
Department of Corporate Services
Mumbai Stock exchange
Floor 25, PJ Towers, Dalal Street
Mumbai 400001

Sir,

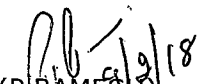
**Filing of Un-Audited Financial Results for the quarter ended 31.12.2017 -
(Reg. 33 (3) SEBI (LODR) Regulations, 2015) regarding**

Further to our letter No. STG/MSE/ 206 /18 and email dated 31.01.2018, enclosing the un-audited financial results for the quarter ended 31st December 2017, we are now forwarding herewith the following for your records:

- a) The copy of the duly signed un-audited results for the quarter ended 31.12.2017 as Annexure I along with Statement of Assets and Liabilities as at 31.12.2017 and
- b) The copy of the Limited Review Report of auditors for the Quarter ended 31:12.2017 as Annexure II.

Thanking you,

Yours faithfully,
For SWITCHING TECHNOLOGIES GUNTHER LTD.


(P. RAMESH)
COMPLIANCE OFFICER

Encl: as above

SWITCHING TECHNOLOGIES GUNTHER LIMITED

Regd. Office : B9 & B10, Special Economic Zone , MEPZ

Tambaram, Chennai 600 045.

CIN: L29142TN1988PLC015647

Email_id : stgindia@stg-india.com

Annexure I

1/2

(Rs. In Lacs)

Statement of Standalone Unaudited Financial Results for the Quarter ended 31st Dec 2017

S.No	PARTICULARS	Quarter Ended			Nine Months Ended		Year Ended
		31.12.2017 (Unaudited)	30.09.2017 (Unaudited)	31.12.2016 (Unaudited)	31.12.2017 (Unaudited)	31.12.2016 (Unaudited)	31.03.2017 (Audited)
	Income						
I	Revenue from Operation	409.88	361.08	380.09	1,071.39	1,222.43	1,558.31
II	Other Income	0.87	1.56	12.61	5.16	22.56	34.15
III	Total Revenue (I+II)	410.75	362.64	392.70	1,076.55	1,244.99	1,592.46
IV	Expenses :						
	(a) Cost of Material Consumed	192.68	202.99	216.95	574.30	659.05	828.55
	(b) Purchase of Stock in Trade	-	-	-	-	-	-
	(c) Changes in Inventories of Finished goods, WIP & Stock in trade	8.49	(25.09)	(2.13)	(37.28)	7.85	(19.64)
	(d) Employees benefits expenses	132.80	139.99	142.00	407.03	417.58	570.64
	(e) Finance Cost	-	-	-	-	-	-
	(f) Depreciation and amortisation expenses	3.44	3.41	3.88	10.26	11.54	15.37
	(g) Other Expenses	62.38	61.92	63.55	198.59	189.66	247.32
	Total Expenses	399.79	383.22	424.25	1,152.90	1,285.68	1,642.24
V	Profit before Exceptional Items and tax(III-IV)	10.96	(20.58)	(31.55)	(76.35)	(40.69)	(49.78)
VI	Exceptional Items	-	-	-	-	-	-
VII	Profit before tax(V-VI)	10.96	(20.58)	(31.55)	(76.35)	(40.69)	(49.78)
VIII	Tax Expenses :	-	-	-	-	-	-
IX	Profit/(Loss)for the period from continuing operations (VII-VIII)	10.96	(20.58)	(31.55)	(76.35)	(40.69)	(49.78)
X	Profit/(Loss) from discontinuing operations	-	-	-	-	-	-
XI	Tax expenses of discontinuing operations	-	-	-	-	-	-
XII	Profit/(Loss) from discontinuing operations (after tax) (X-XI)	-	-	-	-	-	-
XIII	Net Profit/(Loss)for the period (XI+XII)	10.96	(20.58)	(31.55)	(76.35)	(40.69)	(49.78)
	Other Comprehensive Income						
	(a) Items that will not be reclassified to Profit or Loss	-	-	-	-	-	-
	Less:Income Tax relating to items that will not be reclassified to Profit or Loss	-	-	-	-	-	-
	(b) Items that will be reclassified to Profit or Loss	-	-	-	-	-	-
	Less:Income Tax relating to items that will be reclassified to Profit or Loss	-	-	-	-	-	-
XIV	Total-Other Comprehensive Income	-	-	-	-	-	-
XV	Total Comprehensive Income for the Period (XIII+XIV) comprising Profit/(Loss) and other Comprehensive Income for the period	10.96	(20.58)	(31.55)	(76.35)	(40.69)	(49.78)
	Equity Share Capital (Face Value of Rs.10/- each)	245.00	245.00	245.00	245.00	245.00	245.00
	Reserves (excluding Revaluation reserves) as shown in the Audited Balance Sheet of the Previous Year	-	-	-	(193.39)	-	(143.61)
XVI	Earning per equity share (For continuing operation):						
	1)Basic	0.45	(0.84)	(1.29)	(3.12)	(1.66)	(2.03)
	2)Diluted	0.45	(0.84)	(1.29)	(3.12)	(1.66)	(2.03)
XVII	Earning per equity share:(For Discontinued operation):						
	1)Basic	-	-	-	-	-	-
	2)Diluted	-	-	-	-	-	-
XVIII	Earning per equity share (For continuing & discontinued operation):						
	1)Basic	0.45	(0.84)	(1.29)	(3.12)	(1.66)	(2.03)
	2)Diluted	0.45	(0.84)	(1.29)	(3.12)	(1.66)	(2.03)

- Note
- The above Unaudited Financial results have been reviewed by the Audit Committee and approved by the Board of the Directors at their respective meeting held on 30.01.2018. The Auditor have carried out "Limited Review" of the above results.
 - Previous period / year figures have been regrouped and /or re-arranged, wherever necessary.
 - The Company operates in only one segment - Reed Switches.
 - The Reconciliation of net profit or loss reported in accordance with Indian GAAP to total comprehensive income in accordance with Ind AS is given

Particulars	Rs. In Lakhs	
	Quarter Ended 31/12/2017 Unaudited	9Months Ended 31/12/2017 Unaudited
Net Profit as reported under previous GAAP	10.96	(76.35)
Add/Less) : Ind AS Adjustments	-	-
Net Profit under Ind AS as reported	10.96	(76.35)
Other Comprehensive Income	-	-
Total Comprehensive Income for the period	10.96	(76.35)

For Switching Technologies Gunther Limited

P.R. ARSH
Managing Director

JOHN D. ROLLO
Director

Place: New Jersey, USA
Date : 30.01.2018



STATEMENT OF STANDALONE UNAUDITED ASSETS & LIABILITIES AS AT DEC 31, 2017

PARTICULARS	Amount in Lakhs	
	As at 31st Dec 2017	As at 31st March 2017
ASSETS		
Non-Current Assets		
Property, Plant and equipment	72.87	79.96
Capital work-in-progress	-	-
Intangible Assets	1.34	1.87
Financial Assets	-	-
Non-current Investments	-	-
Long Term Loans and Advances	-	-
Others	-	-
Deferred Tax Assets (Net)	-	-
Other non-current Assets	-	-
Total Non-current Assets	74.21	81.83
Current Assets		
Inventories	531.82	472.44
Financial assets	-	-
Current Investments	-	-
Trade Receivables	97.31	54.81
Cash and cash equivalents	104.24	105.56
Short Term Loans and Advances	49.36	75.66
Assets for current tax(net)	-	-
Other Current Assets	-	-
Total Current Assets	782.72	708.47
TOTAL ASSETS	856.93	790.30
EQUITIES AND LIABILITIES		
EQUITY		
Equity Share Capital	343.18	343.18
Other Equity	(269.75)	(193.39)
TOTAL EQUITY	73.43	149.79
LIABILITIES		
Non-Current Liabilities		
Financial Liabilities	-	-
Long Term Borrowings	-	-
Other Financial Liabilities	-	-
Long - term provisions	-	-
Deferred Tax Liability (Net)	1.18	1.18
Other non-current liabilities	-	-
Total Non-current liabilities	1.18	1.18
Current Liabilities		
Financial Liabilities	-	-
Short Term Borrowings	-	353.20
Trade Payables	542.48	-
Other financial liabilities	-	-
Other current Liabilities	206.49	243.16
Short Term Provisions	33.35	42.98
Liabilities for current tax(net)	-	-
Total Current liabilities	782.32	639.34
TOTAL - EQUITY AND LIABILITIES	856.93	790.30

As Per our Report of even date attached

M.L.Srinivasan & Associates

Chartered Accountants

Firm Reg No. 0069055

For and on behalf of the Board of Directors

ROBERT P. ROMANO
 Director

JOHN D. ROLLO
 Chairman

P. RAMANATHAN
 Managing Director

M.L.SRINIVASAN
 Partner

MARY PATRICIA GALASSO
 Director

AJEYAN GANESAN MUTHIAH
 Director


F.No. 203154

Date : 07-02-2018

Date: 30.01.2018

Place: Chennai

Place: New Jersey, USA





The Board of Directors
Switching Technologies Gunther Limited
B9-B10, MEPZ, SEZ, Kadappery,
Tambaram, Chennai-600045

Limited Review Report for the Quarter ended 31st December 2017


We have reviewed the accompanying statement of unaudited financial results of **M/S. SWITCHING TECHNOLOGIES GUNTHER LIMITED**, ("the company") for the quarter ended 31st December 2017 and the year to date results for the period April 1, 2017 to December 31, 2017 (the statement) attached herewith, being submitted by the company pursuant to the requirement of Regulation 33 of the SEBI (listing Obligations and Disclosure Requirements) Regulations, 2015, as modified by Circular No. CIR/CFD/FAC/62/2016 dated 5th July 2016.

The preparation of the statement in accordance with the recognition and measurement principles laid down in Indian Accounting Standard (Ind AS 34) prescribed under Section 133 of the Companies Act, 2013 read with Rule 3 of the Companies (Indian Accounting Standards) Rules, 2015 read with SEBI Circular No. CIR/CFD/FAC/62/2016 dated 5th July 2016 is the responsibility of the Company's management and approved by the Board of Directors. Our responsibility is to express a conclusion on the Statement based on our review.


We conducted our review in accordance with the Standard on Review Engagements (SRE) 2410, Review of Interim Financial Information Performed by the Independent Auditor of Entity, issued by the Institute of Chartered Accountants of India. This Standard requires that we plan and perform the review to obtain moderate assurance as to whether the financial Statements are free of material misstatement. A review is limited primarily to inquiries of company personnel and analytical procedures applied to financial data and thus provides less assurance than an audit. We have not performed an audit and accordingly we do not express an audit opinion.

Based on our review conducted as stated above, nothing has come to our attention that causes us to believe that the accompanying Statement of unaudited financial results prepared in accordance with recognition and measurement principles laid down in Indian Accounting Standard (Ind AS 34) prescribed under Section 133 of the Companies Act, 2013 read with relevant rules issued there under and other recognized accounting practices and policies has not disclosed the information required to be disclosed in terms of Regulation 33 of the SEBI (listing Obligation and Disclosure Requirements) Regulations, 2015, as modified by Circular No. CIR/CFD/FAC/62/2016 dated 5th July 2016 including the manner in which it is to be disclosed or that it contains any material misstatement.

Place : Chennai.
Date : 07-02-2017



M.L. Srinivasan & Associates
Chartered Accountants
Firm Regn. 006505S


M.L. Srinivasan
Partner
Regn.no.203154