

# NAVA BHARAT VENTURES LIMITED

NAVA BHARAT CHAMBERS, RAJ BHAVAN ROAD, HYDERABAD-500 082, TELANGANA, INDIA.

NAVA BHARAT

NBV/SECTL/ 962/ 2017-18

February 2, 2018

Listing Department  
National Stock Exchange of India Ltd.  
Exchange Plaza, 5<sup>th</sup> Floor,  
Plot No.C/1, G Block,  
Bandra Kurla Complex,  
Bandra (E), MUMBAI – 400 051  
**NSE Symbol : 'NBVENTURES'**

Dept. of Corporate Services  
BSE Ltd.  
Phiroze Jeejeebhoy Towers,  
Dalal Street,  
MUMBAI – 400 001  
**Scip Code :**  
**'513023' / 'NBVENTURE'**

Dear Sirs,

Sub : Operational data of Sugar Division for the month of January, 2018.

Ref : Regulation 30 of SEBI (LODR) Regulations, 2015.

--o0o--

Please find enclosed the operational data of the Company's Sugar Division for the month of January, 2018, which is being submitted to South Indian Sugar Mills Association (SISMA).

The above figures have not been independently verified or audited. As such, the final figures after audit may vary.


Kindly take the same on record and acknowledge the receipt.

Thanking you,

Yours faithfully,  
for Nava Bharat Ventures Ltd.

VSN Raju  
Company Secretary  
& Vice President

Encl : as above.



# NAVA BHARAT VENTURES LIMITED

SUGAR DIVISION, SAMALKOT - 533 440, EAST GODAVARI DIST., A.P.

NAVA BHARAT

**OPERATIONAL DATA OF THE COMPANY'S SUGAR DIVISION FOR THE MONTH OF JAN. 2018**  
Monthly Manufacturing Report No - 3

Season: 2017-2018

Name & Address of Factory :

NAVA BHARAT VENTURES LTD,  
SUGAR DIVISION, Samalkot - 533 440.  
East Godavari District.

Regd.No. of Factory


3013

Clarification Process Used:

Double Sulphitation

SL.No	PARTICULARS	For the	Since Beginning
		month	of Season
<b>1</b>	<b>CANE CRUSHING:</b>		
	Date & Time of Commencement of Season	11.11.2017 at 2:15pm	
	Date & Time of Closing of Season		
	Duration of Run Days	31.00	82.00
	Total No.of hours in duration of run	744.00	1957.45
	No.of hours actual crushing	593.40	1791.15
	Total Cane Milled (Qtls)	878800.00	2645690.00
<b>2</b>	<b>Juice &amp; Added Water:</b>		
	Average gross mixed juice % Cane	102.50	102.71
	Correction % mixed juice	0.25	0.25
	Average net mixed juice % Cane	102.25	102.45
	Total net mixed juice obtained (Qtls)	898548.01	1710506.77
	Average added water % Cane	28.40	28.56
<b>3</b>	<b>SUGARS:</b>		
	Total Sugar bagged (no.of 100kg bags)	0.00	0.00
	Total Sugar bagged (no.of 50kg bags)	181700.00	504300.00
	* BISS Sugar Qtls	0.00	0.00
	Qty of White sugar bagged (qtls)	90850.00	252150.00
	Qty of sugar in process (a) (qtls) (+)	4725.352	4725.352
	Total Sugar made (qtls)	95575.352	256875.352
	Sugar recovered from previous month process	4654.994	0.000
	Sugar recovered from previous seasons process	0.000	92.848
	sugar recovered from previous season's - C-SUGAR	0	672.452
	sugar recovered from previous season's -Wet &damaged sugar	0	1179.757
	Total net Sugar made (qtls)	90920.358	254930.295
<b>4</b>	<b>MOLASSES:</b>		
	Total molasses sent out (qtls)	34780.000	100110.000
	Qty of molasses in process (A) (qtls) (+)	4511.319	4511.319
	Total molasses produced (qtls)	39291.319	104621.319
	Molasses recoverd from previous month process	4009.201	0.000
	Molasses recovered from previous season's process	0.000	51.252
	Molasses recovered from previous season's C-SUGAR (qtls)	0.000	126.488
	Molasses recovered from Wet & Damaged sugar (qtls)	0.000	21.000
	Total net molasses produced (qtls)	35282.118	104422.579
<b>5</b>	<b>RECOVERY:</b>		
	Average recovery of sugar % cane	10.35	9.64
	Average production of final molasses % cane	4.01	3.95
<b>6</b>	<b>Bagasse percent cane</b>	25.89	25.86
	Filter cake percent cane	3.49	3.44
	Gross weight of mixed juice (qtls)	900800.00	2717300.00
	Weight of Dirt mixed juice (qtls)	2251.99	6793.23

\* BISS sugar contains more than 90% sucrose.



Telephone : (0884) 2327384, 2327337, 2327584, 2327471 Fax : (0884) 2327587

E-mail : nbvlsd@nbv.in Website : www.nbventures.com


Corporate Identity No. : L27101AP1972PLC001549

ISO 9001

ISO 14001

OHSAS 18001

S.No.	PARTICULARS	For the	Since Beginning	
		month	of Season	
7	<b>ANALYSIS</b>			
	CANE	Sugar percent	12.03	11.28
		Fibre percent	13.29	13.17
	Primary juice	Sugar percent	14.07	13.56
		Brix percent	16.89	16.49
		Purity	83.30	82.23
	Mixed Juice	Sugar percent	11.39	10.63
		Brix percent	13.90	13.11
		Purity	81.94	81.08
	Last Juice	Sugar percent	1.18	1.17
		Brix percent	1.60	1.60
		Purity	73.75	73.13
	Clarified Juice	Sugar percent	11.25	10.90
		Brix percent	13.67	13.38
		Purity	82.30	81.46
	UnSulphered Syrup	Sugar percent	49.24	49.58
		Brix percent	60.93	61.59
		Purity	80.81	80.50
	Sulphered Syrup +A2 Heavy	Sugar percent	53.16	53.21
		Brix percent	64.96	65.48
		Purity	81.83	81.26
	Masseccuite	A1 Brix percent	91.87	91.79
		Purity	85.50	84.41
		A2 Brix percent	92.10	91.52
		Purity	95.23	94.74
		B Brix percent	94.67	94.81
		Purity	71.81	70.45
		C Brix percent	99.64	99.60
		Purity	52.06	51.85
	<b>Molasses (B)</b>			
	A1 Heavy	Brix percent	78.17	78.60
		Purity	72.99	71.50
	A2 Heavy	Brix percent	74.50	74.33
		Purity	89.10	88.22
	A Light	Brix percent	67.09	66.85
		Purity	93.20	93.07
	B Heavy	Brix percent	83.78	82.59
		Purity	50.04	49.26
	C Light	Brix percent	74.90	73.23
		Purity	63.30	63.25
	Sugars (Average)	Sugar Percent (c)	99.80	99.80
		Moisture percent	0.09	0.09
	Final Molasses	Sugar Percent	30.68	30.16
		Brix percent	92.90	92.35
		Purity	33.02	32.65
	Bagasse	Sugar Percent	1.51	1.50
		Water Percent	46.61	47.02
		Fibre Percent	51.34	50.94
	Filter Cake	Sugar Percent	1.83	1.96
	Boiled Feed Water	pH	9.00	9.00
	Boiled Feed Water	Temperature Deg C	105.00	105.00
	Clear Juice	Temperature Deg C	96.00	96.00



<b>8</b>	Qty. of other materials Used 16-17 Season.		
	Scrapings	HL	0.00      100.00
	Wet & Damaged sugar	Qtls	0.00      1204.00
	C-Sugar	Qtls	0.00      820.00

**9 ANALYSIS OF OTHER MATERIALS USED SINCE BEGINING OF THE SEASON**

	Wet & Damaged Sugar	C-Sugar	Scrapings
Sugar percent:	98.50	88.74	70.161
Brix percent:	99.60	98.60	92.00
Purity S.G. :	98.90	90.00	77.10
Available Sugar - Qtls	1179.757	672.452	92.848
Available Molasses - Qtls	21.000	126.488	51.252

**10 STOCK IN PROCESS AS ON: 01-02-2018 @4.00AM**

Basis:                                      FM Brix 92.00                      Pty 32.30

SL. N	PARTICULARS	HL	BRIX	PURITY	AVAILABLE Sugar - QTLS	MOLASSES OTLS
a)	Clear juice	2212	13.00	80.00	213.21	97.18
b)	Syrup	1435	59.00	80.00	764.70	348.55
c)	Remelt	150	66.00	92.00	115.55	16.84
d)	Massecuite					
	A	850	92.00	90.00	996.63	187.77
	B	215	94.00	70.00	169.90	146.97
	C	1230	99.00	50.00	491.93	1510.57
e)	Light Molasses					
	A	150	67.00	92.00	116.84	17.11
	C	50	70.00	44.00	8.15	42.42
f)	Heavy Molasses					
	A	572	79.00	70.00	353.91	306.13
	B	300	81.00	48.00	80.00	288.02
g)	Seed & footings	1100	88.00	80.00	1001.600	456.07
h)	C-Boillings	1000	94.00	52.00	412.930	1093.690
i)	Sugar - unbagged					
	<b>TOTAL</b>				4725.352	4511.319

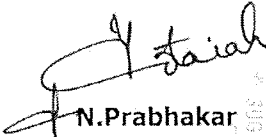
*Chaitah*


## 11 SUGAR BALANCE

S.No	PARTICULARS	For the month	Since Beginning of the season
1	Sugar in Cane	12.04	11.28
2	Sugar in mixed Juice	11.65	10.89
3	Sugar in Baggase	0.39	0.39
4	Sugar in Filtercake	0.06	0.07
5	Sugar in Molasses	1.23	1.19
6	Sugar in Sugars	10.33	9.62
7	Sugar Undetermined	0.02	0.02
8	Total losses (in bagasse, filter cake, molasses & undetermined)	1.71	1.66

We hereby declare that the figures given in this return are complete and true to the best of our knowledge and belief.

Date: 02/02/2018

  
N. Prabhakar  
VICE PRESIDENT




NAVA BHARAT VENTURES LIMITED, SAMALKOT.

Additional information to be appended to R.T. 7(c) for the month of January.-2018

\*\*\*\*

		Hrs.Mts.
<b>1</b>	<b>Time Loss Account:</b>	
	1) Miscellaneous	4:05:00
	2) Cane shortage	3.00
	3) Mechanical troubles	1:30
	4) Electrical troubles/ins	1:30:00
	5) Holidays	48:00:00
	6) Cleaning	92:15:00
	7) Process	0.00
	Percent of hours lost to the available	20.206
<b>2</b>	<b>Rate of Crushing for 24 Hrs.:</b>	
	1) Including stoppages Tons	2834.84
	2) Excluding stoppages "	3552.70
	3) Installed/Liscensed capacity	4000.00
<b>3</b>	<b>Efficiency figures:</b>	
	1) Mill extraction	96.75
	2) Reduced Mill extraction	96.97
	3) Added water % fibre	213.62
	4) Added water extracted into mixed juice % added water	63.74
	5) Undiluted juice lost in bagasse % fibre	23.68
	6) Boiling house extraction	88.89
	7) Virtual purity of molasses	33.51
	8) Reduced Boiling House extraction	
	as per Noel Deerr:	91.11
	as per Gundurao	90.99
	9) Overall recovery	86.00
	10) Reduced Overall recovery	
	as per Noel Deerr	88.35
	as per Gundurao	88.24
	11) ERQV - MJ/PJ	97.52
	LMJ/PJ	82.55
<b>4</b>	<b>Masseccuites boiled:</b>	
	A1' Masseccuite % cane	26.19
	A2' Masseccuite % cane	15.98
	'B' Masseccuite % cane	14.45
	'C' Masseccuite % cane	7.47
	Total	64.09
<b>5</b>	<b>Grades of Sugar bagged:</b>	
	I.S.S (Percentage of production)	-
	S-30	0.00
	S-31	38.69
	M-31	61.31
	L-30	-
	L-31	0.00
	<b>Total</b>	<b>100.00</b>

Date: 02/02/2018

  
**N. Prabhakar**  
 VICE PRESIDENT

