

Ref. No. SH/13/2018
26th April, 2018

National Stock Exchange of India Ltd.,
Exchange Plaza, 5th floor,
Plot No. C/1, G. Block,
Bandra-Kurla Complex,
Bandra (East),
MUMBAI – 400051.

BSE Limited.,
Market-Operation Dept.,
1st Floor, New Trading Ring,
Rotunda Bldg., P.J. Towers,
Dalal Street,
Fort, MUMBAI 400023.

Sub: Outcome of Board Meeting of the Company held on 26th April, 2018.

Ref: Regulation 30 and other applicable provisions of SEBI (Listing Obligations and Disclosure Requirements) Regulations, 2015

Dear Sirs,

Pursuant to Regulation 30 and other applicable provisions of SEBI (Listing Obligations and Disclosure Requirements) Regulations, 2015, we wish to inform you that the Board of Directors of the Company at its meeting held on Thursday, the 26th April, 2018, which commenced at 11.00 a.m. and concluded at 1.20 p.m. inter- alia, approved the following;

Financial Results and Dividend

1. Approved and adopted Audited Financial Results (both Consolidated and Standalone) for the Quarter and Financial Year ended 31st March, 2018.

We enclose a copy of each of:

- i. Audited Financial Results (both Consolidated and Standalone) for the Quarter and Financial Year ended 31st March, 2018.
 - ii. Auditors Report for the period under review
 - iii. Declaration with respect to Audit Report with unmodified opinion to the aforesaid Audited Financial Results.
 - iv. Press Release.
2. Recommended a Final Dividend @ 450 % i.e. Rs. 9 /- (Rupees Nine only) per Share of Rs 2/- each (F.V.) on 127026870 Nos. of Equity Shares for the financial year ended 31st March, 2018.



The Supreme Industries Limited

Regd. Off. : 612, Raheja Chambers, Nariman Point, Mumbai-400 021. INDIA
CIN : L35920MH1942PLC003554 **PAN :** AAAC1344F

+91 (022) 22820072, 22851656
+91 (022) 22851657, 30925825
sil_narimanpoint@supreme.co.in

Corp. Off. : 1161 & 1162, Solitaire Corporate Park, 167, Guru Hargovindji Marg, Andheri- Ghatkopar Link Road, Chakala, Andheri (East), Mumbai-400093. INDIA
+91 (022) 67710000, 40430000 +91 (022) 67710099, 40430099 sil_ho@supreme.co.in www.supreme.co.in

Appointment/Re- Appointment

1. Re-appointment of Shri M.P. Taparia (DIN:00112461) as Managing Director for a further period of five years from 7th January, 2019 to 6th January, 2024, subject to members' approval at ensuing 76th Annual General Meeting.
2. Re-appointment of Shri S.J. Taparia (DIN:00112513) as Executive Director for a further period of five years from 7th January, 2019 to 6th January, 2024, subject to members' approval at ensuing 76th Annual General Meeting.
3. Re-appointment of Shri V.K. Taparia (DIN:00112567) as Executive Director for a further period of five years from 7th January, 2019 to 6th January, 2024, subject to members' approval at ensuing 76th Annual General Meeting.

Annual General Meeting and Book Closures

1. The 76th Annual General Meeting of the Members of the Company will be held on Friday, 29th June, 2018 at 4.00 p.m. at Walchand Hirachand Hall, Indian Merchants' Chamber, Near Churchgate Station, 76, Veer Nariman Road, Mumbai - 400020.
2. Register of Members and the Share Transfer Books of the Company will remain closed from Thursday, 21st June, 2018 to Friday, 29th June, 2018 (both days inclusive), for the purpose of Annual General Meeting and Dividend.

The Dividend when sanctioned will be payable to those Equity Shareholders, whose names stands on the Register of Members on the close of 29th June, 2018. However, in respect of Shares held in the electronic form, the Dividend will be payable, to the beneficial owners of the said Shares as at close of Wednesday, 20th June, 2018, as per details furnished by Depositories.

3. Pursuant to the provisions of Section 108 of the Companies Act, 2013 and Rule 20 of the Companies (Management and Administration) Rules, 2014, as amended from time to time and Regulation 44 of SEBI (Listing Obligations and Disclosure Requirements) Regulations, 2015 the Company shall provide its members the facility to exercise their votes electronically for transacting the items of business as set out in the Notice of Annual General Meeting.



For the aforesaid purpose, the Company has fixed Friday, 22nd June, 2018 as the cut-off date to determine the entitlement of voting rights of members for remote e- voting.

Please take the same on your records.

Thanking you,

Yours faithfully,
For The Supreme Industries Ltd.,



(R.J. Saboo)
AVP (Corporate Affairs) &
Company Secretary




The Supreme Industries Limited

CIN : L35920MH1942PLC003554; Regd. Office: 612, Raheja Chambers, Nariman Point, Mumbai 400 021; Website : www.supreme.co.in; Tel. 91 22 22851656; Fax: 91 22 22851657

Statement of Audited Standalone Financial Results for the Quarter and Year ended 31st March, 2018.

Supreme®
People who know plastics best
Rs. In lacs

Particulars	Quarter ended			Year ended	Previous Year
	31.03.2018	31.12.2017	31.03.2017	31.03.2018	31.03.2017
	Audited (Refer Note 7)	(Unaudited)	Audited (Refer Note 7)	(Audited)	(Audited)
1 INCOME					
(a) Revenue from operations	147126	127813	128272	496603	446177
(b) Other income	371	339	257	1778	802
TOTAL INCOME	147497	128152	128529	498381	446979
2 EXPENSES					
(a) Cost of materials consumed	82650	80945	81476	317113	293926
(b) Purchases of traded Goods	4229	2678	2732	7692	7451
(c) Changes in inventories of finished goods, Semi finished goods and traded goods	7691	1239	(423)	3749	(12198)
(d) Employee benefits expenses	7028	5964	5763	24126	21105
(e) Finance costs	559	786	341	2192	3024
(f) Depreciation and amortisation expense	4137	4276	4118	16715	15429
(g) Power and fuel expense	4771	4372	4087	17360	16267
(h) Other expenses	12088	12841	10659	47909	43467
TOTAL EXPENSES	123153	113100	108752	436856	388471
3 PROFIT BEFORE TAX [1-2]	24344	15052	19777	61525	58508
4 TAX EXPENSES					
(a) Current Tax	8522	5251	6869	20856	19500
(b) Deferred Tax (Credit) / Charge	(786)	(73)	366	(286)	1078
	7736	5178	7234	20570	20578
5 PROFIT AFTER TAX [3-4]	16608	9874	12543	40955	37930
6 OTHER COMPREHENSIVE INCOME (NET OF TAX)					
Items that will not be reclassified subsequently to Profit or loss					
(a) Remeasurment of net defined benefit plans	147	(81)	(56)	(95)	(326)
(b) Income Tax relating to Remeasurment of net defined benefit plans	(51)	28	19	33	113
TOTAL OTHER COMPREHENSIVE INCOME (NET OF TAX)	96	(53)	(37)	(62)	(213)
7 TOTAL COMPREHENSIVE INCOME FOR THE PERIOD [5+6]	16704	9821	12506	40893	37717
8 EQUITY					
Equity share capital	2541	2541	2541	2541	2541
Other equity				170764	152804
9 EARNINGS PER EQUITY SHARE (BASIC & DILUTED) (Face value of Rs. 2 each fully paid up)	13.07	7.77	9.87	32.24	29.86



The Supreme Industries Limited



CIN : L35920MH1942PLC003554; Regd. Office: 612, Raheja Chambers, Nariman Point, Mumbai 400 021; Website : www.supreme.co.in; Tel. 91 22 22851656; Fax: 91 22 22851657



Statement of Audited Consolidated Financial Results for the Quarter and Year ended 31st March, 2018.

Rs. In lacs

Particulars	Quarter ended			Year ended	Previous Year
	31.03.2018 Audited (Refer Note 7)	31.12.2017 (Unaudited)	31.03.2017 Audited (Refer Note 7)	31.03.2018 (Audited)	31.03.2017 (Audited)
1 INCOME					
(a) Revenue from operations	147126	127830	128263	496629	446226
(b) Other income	370	50	257	475	513
TOTAL INCOME	147496	127880	128520	497104	446739
2 EXPENSES					
(a) Cost of materials consumed	82650	80945	81476	317113	293926
(b) Purchases of traded Goods	4202	2691	2673	7713	7439
(c) Changes in inventories of finished goods, Semi finished goods and traded goods	7691	1239	(423)	3749	(12198)
(d) Employee benefits expenses	7051	5976	5785	24188	21168
(e) Finance costs	559	786	342	2192	3026
(f) Depreciation and amortisation expense	4137	4276	4118	16715	15429
(g) Power and fuel expense	4771	4372	4087	17360	16267
(h) Other expenses	12085	12834	10672	47795	43437
TOTAL EXPENSES	123146	113119	108730	436825	388494
3 PROFIT BEFORE TAX [1-2]	24350	14761	19789	60279	58245
4 TAX EXPENSES					
(a) Current Tax	8522	5251	6869	20856	19500
(b) Deferred Tax (Credit) / Charge	(786)	(73)	366	(286)	1078
	7736	5178	7234	20570	20578
5 PROFIT AFTER TAX [3-4]	16614	9583	12555	39709	37667
6 OTHER COMPREHENSIVE INCOME (NET OF TAX)					
(a) Items that will not be reclassified subsequently to Profit or loss					
Remeasurment of net defined benefit plans	147	(81)	(56)	(95)	(326)
Income Tax relating to Remeasurment of net defined benefit plans	(51)	28	19	33	113
(b) Share of other comprehensive income in associate (net of tax)	(11)	-	(13)	(11)	(13)
TOTAL OTHER COMPREHENSIVE INCOME (NET OF TAX)	85	(53)	(49)	(73)	(226)



7	TOTAL COMPREHENSIVE INCOME FOR THE PERIOD [5+6]	16699	9530	12506	39636	37441
8	SHARE OF PROFIT OF ASSOCIATE	1217	839	2085	3466	5373
9	NET PROFIT AFTER TAXES AND SHARE OF PROFIT OF AN ASSOCIATE [7+8]	17916	10369	14590	43102	42814
10	EQUITY					
	Equity share capital	2541	2541	2541	2541	2541
	Other equity				186949	167031
11	EARNINGS PER EQUITY SHARE (BASIC & DILUTED) (Face value of Rs. 2 each fully paid up)	14.04	8.20	11.52	33.99	33.88



Notes:

- The Company sold 103215 MT of Plastic goods and achieved net product turnover of Rs. 1389 Crores during the 4th quarter of the current year against sales of 95870 MT and net product turnover of Rs. 1242 crores in the corresponding quarter of previous year achieving volume & product value growth of about 8% and 12% respectively. The Company sold 371176 MT of Plastic goods and achieved net product turnover of Rs. 4826 Crores during the year under review against sales of 340906 MT and net product turnover of Rs. 4376 crores in the corresponding period of previous year achieving volume & product value growth of about 9% and 10% respectively.
- The Board of Directors has recommended payment of final dividend @ 450 % i.e. Rs. 9/- per equity share on 12,70,26,870 Equity Shares of Rs.2/- each for the year ended 31st March, 2018 which together with Interim Dividend paid @ 150% i.e. Rs. 3/- per equity share aggregates to @600 % i.e. Rs.12/- per equity share for the current year (Previous year @ 750% i.e. Rs. 15/- per equity share including special dividend @250% i.e. Rs. 5 /- per equity share to commemorate the completion of 75th year of the Company). Total outflow for dividend including tax on distribution absorb a sum of Rs. 184 Crores as against Rs. 229 Crores in previous year.


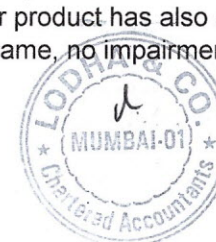
3(a) Key Standalone Financial Information :**Rs. In Lacs**

Particulars	Quarter ended			Year ended 31.03.2018 (Audited)	Previous Year 31.03.2017 (Audited)
	31.03.2018	31.12.2017	31.03.2017		
	Audited (Refer Note 7)	(Unaudited)	Audited (Refer Note 7)		
Total Income	147497	128152	128529	498381	446979
Net Profit before tax and other comprehensive income	24344	15052	19777	61525	58508
Total Comprehensive Income	16704	9821	12506	40893	37717

The Standalone Financial Results are available at the Company's website www.supreme.co.in and on the websites of the stock exchanges www.bseindia.com and www.nseindia.com.

3(b) In the standalone results, other income includes dividend received from Supreme Petrochem Limited of Rs. 1302 lacs (Previous year Rs.289 Lacs).

- Pre GST, the Company was eligible for Industrial Promotion Assistance Schemes (Schemes) in the state of Maharashtra, West Bengal and Madhya Pradesh mostly by way of refund of Sales Tax. Post GST, Maharashtra Government has issued notification dated February 14, 2018 for continuation of the Scheme and accordingly, during the year the Company has recognized this benefit Rs.528 lacs , for the period from 1st July' 2017 to 31st March' 2018 (included in other operating income). However, pending notification from the West Bengal and Madhya Pradesh state governments, on prudent basis, the Company has not recognized (Amount not ascertainable) this benefit for aforesaid period. The Company is, however, hopeful of continuance of the Schemes and benefits accruing therefrom.
- The capacity of the Company's cylinder unit situated at Halol (Gujarat) engaged in manufacturing of composite cylinder having carrying value of fixed assets (excluding freehold land) Rs. 7309 lacs as on March 31, 2018 is presently underutilised. Composite cylinders being a very technical product, getting various approvals is a long drawn process. Recently BIS standards have also been published which will facilitate introduction of these cylinders in domestic market. The Company is getting good enquiries from the export market and hopeful of significant breakthrough in near future. The cylinder product has also been procured by an oil marketing company for carrying out test marketing and it is confident of getting favourable response. In view of the same, no impairment provision is considered necessary.



6 Segment Reporting :

Rs. In Lacs



Particulars	Quarter ended			Year ended 31.03.2018 (Audited)	Previous Year 31.03.2017 (Audited)
	31.03.2018 Audited (Refer Note 7)	31.12.2017 (Unaudited)	31.03.2017 Audited (Refer Note 7)		
1) Segment Revenue					
Plastics Piping Products	82878	66645	73592	272719	246702
Industrial Products	25575	19273	16372	79981	62407
Packaging Products	24642	31919	25627	101958	98126
Consumer Products	9534	9134	8150	35178	31474
Others	4496	859	4522	6793	7517
Net Revenue from Operations	147126	127830	128263	496629	446226
2) Segment Results					
Plastics Piping Products	13033	6780	10598	31363	33656
Industrial Products	3312	1846	2365	7830	5578
Packaging Products	4929	6142	5315	17458	18162
Consumer Products	2475	1208	1958	5777	5314
Others	1196	(343)	10	270	(858)
Total Segment Profit before Interest and Tax	24945	15633	20246	62698	61852
Less: Finance Cost	559	786	342	2192	3026
Less: Other Unallocable expenditure (Net of other income)	36	86	115	227	581
Profit before Tax	24350	14761	19789	60279	58245
Less: Provision for Tax	7736	5178	7234	20570	20578
Add: Other comprehensive income (net of tax)	85	(53)	(49)	(73)	(226)
Add: Share of profit of associate	1217	839	2085	3466	5373
Profit after Tax	17916	10369	14590	43102	42814

Notes on segment information**6.1 Business segments**

Based on the "management approach" as defined in Ind-AS 108 - Operating Segments, the Managing Director/Decision Maker evaluates the Company's performance and allocates resources based on an analysis of various performance indicators by business segments. Accordingly, information has been presented along with these business segments. The accounting principles used in the preparation of the financial statements are consistently applied to record revenue and expenditure in individual segments.

6.2 Segment assets and liabilities

The Company is engaged mainly in production of plastic products. Most of the assets, liabilities and depreciation/amortisation of the aforesaid reportable segments are interchangeable or not practically allocable. Accordingly, segment assets, liabilities and depreciation/amortisation have not been presented.



- 7 The figures of the last quarter and corresponding quarter of the previous year are the balancing figures between audited figures for the full financial year and unaudited published year to date figures up to the third quarter of the current financial year.
- 8 The Consolidated Results includes Results of (a) the Company's 100% Subsidiary Company viz." The Supreme Industries Overseas (FZE)" incorporated in SAIF Zone,UAE and (b) Associate Company viz."Supreme Petrochem Limited", in which the Company holds 29.99% of its paid-up equity share capital.
- 9 The previous period's and current year previous quarter's figures have been re-grouped / re-classified / restated wherever required to conform to current period's classification. All figures of financials has been rounded off to nearest lacs rupees.

The above financial results have been reviewed by the Audit Committee and approved by the Board of Directors at their meetings held on 26th April, 2018.

Place: Mumbai
Dated: 26th April, 2018



For The Supreme Industries Ltd.,

A handwritten signature in blue ink, appearing to read "B L Taparia".

B L Taparia
Chairman
(DIN No. 00112438)

Statement of Assets and Liabilities as at 31st March, 2018.

Rs. In lacs

PARTICULARS	STANDALONE		CONSOLIDATED	
	As at 31-03-2018	As at 31-03-2017	As at 31-03-2018	As at 31-03-2017
	(Audited)	(Audited)	(Audited)	(Audited)
ASSETS				
(1) NON - CURRENT ASSETS				
(a) Property, Plant & Equipment	134731	125411	134731	125411
(b) Capital work-in-progress	6262	4590	6262	4590
(c) Intangible assets	608	919	608	919
(d) Intangible assets under development	1240	83	1240	83
(e) Financial assets				
(i) Investment in associate & subsidiary	3356	3356	19358	17454
(ii) Other investments	10	10	10	10
(iii) Deposits	1791	1590	1791	1590
(iv) Loans	769	635	769	635
(v) Other financial assets	11	26	11	26
(f) Other non-current assets	2816	2152	2816	2152
TOTAL NON - CURRENT ASSETS	151594	138772	167596	152870
(2) CURRENT ASSETS				
(a) Inventories	69698	77679	69698	77685
(b) Financial assets				
(i) Trade receivables	38303	27564	38195	27533
(ii) Cash & cash equivalents	2920	7510	3201	7620
(iii) Other bank balances	429	363	429	363
(iv) Deposits	490	517	492	519
(v) Loans	126	149	126	149
(vi) Other financial assets	70	396	70	396
(c) Other current assets	13734	13499	13734	13506
(d) Assets held for disposal	70	18	70	18
TOTAL CURRENT ASSETS	125840	127695	126015	127789
TOTAL ASSETS	277434	266467	293611	280659
EQUITY AND LIABILITIES				
EQUITY				
Equity share capital	2541	2541	2541	2541
Other equity	170764	152804	186949	167031
TOTAL EQUITY	173305	155345	189490	169572
LIABILITIES				
(1) NON - CURRENT LIABILITIES				
(a) Financial liabilities				
(i) Borrowings	135	1662	135	1662
(ii) Deposits	93	84	93	84
(b) Provisions	1328	1330	1328	1330
(c) Deferred tax liabilities (net)	11340	11626	11340	11626
TOTAL NON - CURRENT LIABILITIES	12896	14702	12896	14702
(2) CURRENT LIABILITIES				
(a) Financial liabilities				
(i) Borrowings	23101	21492	23101	21492
(ii) Trade payables	48989	45362	48981	45325
(iii) Deposits	140	100	140	100
(iv) Other financial liabilities	4850	9108	4850	9108
(b) Other current liabilities	12237	17877	12237	17878
(c) Provisions	707	404	707	405
(d) Income tax liabilities (net)	1209	2077	1209	2077
TOTAL CURRENT LIABILITIES	91233	96420	91225	96385
TOTAL EQUITY AND LIABILITIES	277434	266467	293611	280659



Auditor's Report On Quarter and Year ended Standalone Financial Results of The Supreme Industries Limited Pursuant to the Regulation 33 of the SEBI (Listing Obligations and Disclosure Requirements) Regulations, 2015

To

Board of Directors of **The Supreme Industries Limited**

We have audited the quarterly standalone financial results of **The Supreme Industries Limited** ('the company') for the quarter and year ended 31 March 2018, attached herewith, being submitted by the Company pursuant to the requirement of Regulation 33 of the SEBI (Listing Obligations and Disclosure Requirements) Regulations, 2015.

These standalone quarterly financial results as well as the year to date financial results have been prepared on the basis of the standalone Ind AS financial statements, which are the responsibility of the Company's management. Our responsibility is to express an opinion on these financial results based on our audit of such standalone financial statements, which have been prepared in accordance with the recognition and measurement principles laid down in Accounting Standard prescribed under Section 133 of the Companies Act, 2013 read with relevant rules issued thereunder; or by the Institute of Chartered Accountants of India, as applicable and other accounting principles generally accepted in India.

We conducted our audit in accordance with the auditing standards generally accepted in India. Those standards require that we plan and perform the audit to obtain reasonable assurance about whether the financial results are free of material misstatement. An audit includes examining, on a test basis, evidence supporting the amounts disclosed in financial results. An audit also includes assessing the accounting principles used and significant estimates made by management. We believe that our audit provides a reasonable basis for our opinion.

In our opinion and to the best of our information and according to the explanations given to us these quarterly financial results as well as the year to date standalone financial results:

- (i) are presented in accordance with the requirements of Regulation 33 of the SEBI (Listing Obligations and Disclosure Requirements) Regulations, 2015 in this regard; and
- (ii) give a true and fair view of the net profit and other financial information for the quarter and year ended 31 March, 2018.



Emphasis of Matter:

Without qualifying, we draw attention regarding the under utilization of capacity of the Company's composite cylinder unit situated at Halol (Gujarat) having carrying value of fixed assets (excluding freehold land) Rs. 7309 lacs as on March 31, 2018. As explained by the management, Composite cylinders being a very technical product, getting various approvals is a long drawn process. Recently, BIS standards have also been published which will facilitate introduction of these cylinders in the domestic market. The Company is getting good enquiries from the export market and hopeful of significant breakthrough in near future. The cylinder product has also been procured by an oil marketing company for carrying out test marketing and it is confident of getting favourable response. In view of the same, no impairment provisioning is considered necessary. (Refer Note 5)

Other Matter:

The Statement includes the results for the Quarter ended 31st March, 2018 and corresponding quarter ended of the previous year being the balancing figure between audited figures in respect of full financial year and the published year to date figures up to the third quarter of the current and previous financial year which were subject to limited review by us.

Place: Mumbai
Date: 26th April, 2018



For **LODHA & COMPANY**

FRN. – 301051E

Chartered Accountants

R. P. Baradiya

Partner

Membership No. 44101

Auditor's Report On Quarter and year to date Consolidated Financial Results of The Supreme Industries Limited Pursuant to the Regulation 33 of the SEBI (Listing Obligations and Disclosure Requirements) Regulations, 2015

To

Board of Directors of **The Supreme Industries Limited**

We have audited the quarterly consolidated financial results of **The Supreme Industries Limited (Parent Company), its subsidiary and an associate** (together referred to as "the Group") for the quarter and year ended 31 March 2018, attached herewith, being submitted by the Parent Company pursuant to the requirement of Regulation 33 of the SEBI (Listing Obligations and Disclosure Requirements) Regulations, 2015.

These consolidated quarterly financial results as well as the consolidated year to date financial results have been prepared from consolidated financial statements, which are the responsibility of the company's management. Our responsibility is to express an opinion on these consolidated financial results based on our audit of such consolidated financial statements, which have been prepared in accordance with the recognition and measurement principles laid down in Accounting Standard for mandated under Section 133 of the Companies Act, 2013 read with relevant rules issued thereunder or by the Institute of Chartered Accountants of India, as applicable and other accounting principles generally accepted in India.

We conducted our audit in accordance with the auditing standards generally accepted in India. Those standards require that we plan and perform the audit to obtain reasonable assurance about whether the financial results are free of material misstatement. An audit includes examining, on a test basis, evidence supporting the amounts disclosed in financial results. An audit also includes assessing the accounting principles used and significant estimates made by management. We believe that our audit provides a reasonable basis for our opinion.

We did not audit the financial statements of a foreign subsidiary included in the consolidated quarterly financial results and consolidated year to date results, whose financial statements reflect total assets of Rs.361 lacs as at 31 March, 2018 as well as the total revenue of Rs.58 lacs and Rs.313 lacs for the quarter and year ended 31 March, 2018 respectively. The consolidated financial statements also include the group's share of net profit of Rs.1,206 lacs and Rs.3,455 lacs for the quarter and year ended 31 March, 2018 as considered in the consolidated quarterly financial results in respect of an associate. These financial statements and other financial information have been audited by other auditors whose reports have been furnished to us, and our opinion on the quarterly financial results and the year to date results, to the extent they have been derived from such financial statements is based solely on the report of such other auditors.



In our opinion and to the best of our information and according to the explanations given to us these consolidated quarterly financial results as well as the consolidated year to date results:

- (i) include the quarterly financial results and year to date of the following entities :
 - The Supreme Industries Overseas FZE, Dubai (wholly owned subsidiary)
 - Supreme Petrochem Limited (Associate in which Company holds 29.99% stake)
- (ii) have been presented in accordance with the requirements of Regulation 33 of the SEBI (Listing Obligations and Disclosure Requirements) Regulations, 2015 in this regard; and
- (iii) give a true and fair view of the consolidated net profit and other financial information for the quarter and year ended 31 March 2018.

Emphasis of Matter:

Without qualifying, we draw attention regarding the under utilization of capacity of the Group's composite cylinder unit situated at Halol (Gujarat) having carrying value of fixed assets (excluding freehold land) Rs. 7309 lacs as on March 31, 2018. As explained by the management, Composite cylinders being a very technical product, getting various approvals is a long drawn process. Recently, BIS standards have also been published which will facilitate introduction of these cylinders in the domestic market. The Group is getting good enquiries from the export market and hopeful of significant breakthrough in near future. The cylinder product has also been procured by an oil marketing company for carrying out test marketing and it is confident of getting favourable response. In view of the same, no impairment provisioning is considered necessary. (Refer Note 5)

Other Matter:

The Statement includes the results for the Quarter ended 31st March, 2018 and corresponding quarter ended of the previous year being the balancing figure between audited figures in respect of full financial year and the published year to date figures up to the third quarter of the current and previous financial year which were subject to limited review by us.

Place: Mumbai
Date: 26th April, 2018



For **LODHA & COMPANY**
FRN. – 301051E
Chartered Accountants

R. P. Baradiya

R. P. Baradiya
Partner
Membership No. 44101

Ref. No. SH/13/2018.
26th April, 2018

National Stock Exchange of India
Ltd.,
Exchange Plaza, 5th floor,
Plot No. C/1, G. Block,
Bandra-Kurla Complex,
Bandra (East),
MUMBAI - 400051

BSE Limited.
Market-Operation Dept.,
1st Floor, New Trading Ring,
Rotunda Bldg., P.J. Towers,
Dalal Street,
Fort, MUMBAI 400023

Sub: Audit Report with Unmodified Opinion

Ref: Declaration pursuant to Regulation 33 (3) (d) of the SEBI (Listing Obligations and Disclosure Requirements), Regulations, 2015.

We hereby confirm that:

Pursuant to provisions of Regulation 33(3)(d) of the SEBI (Listing Obligations and Disclosure Requirements) Regulations, 2015 as amended by the SEBI notification No. SEBI/LAD-NRO/GN/2016-2017/001 dated 25.05.2016 and SEBI Circular No. CIR/CFD/CMD/56/2016 dated 27.05.2016, Auditor's Report on Standalone and consolidated Audited Financial Results of the Company for the quarter and Financial year ended 31.03.2018 issued by the Statutory Auditor of Company is with unmodified opinion.

For The Supreme Industries Limited







(P.C. Somani)
Chief Financial Officer



The Supreme Industries Limited

Regd. Off. : 612, Raheja Chambers, Nariman Point, Mumbai-400 021. INDIA
CIN : L35920MH1942PLC003554 **PAN :** AAACT1344F

Corp. Off. : 1161 & 1162, Solitaire Corporate Park, 167, Guru Hargovindji Marg, Andheri- Ghatkopar Link Road, Chakala, Andheri (East), Mumbai-400093. INDIA  +91 (022) 67710000, 40430000  +91 (022) 67710099, 40430099  sil_ho@supreme.co.in  www.supreme.co.in

+91 (022) 22820072, 22851656 
+91 (022) 22851657, 30925825 
sil_narimanpoint@supreme.co.in 

The Supreme Industries Limited

Press Release

THE SUPREME INDUSTRIES LIMITED (Supreme) ANNOUNCES AUDITED STANDALONE & CONSOLIDATED FINANCIAL RESULTS FOR THE QUARTER AND YEAR ENDED 31st MARCH, 2018.

Mumbai, 26th April, 2018

The Supreme Industries Limited (Supreme), India's leading Plastics product manufacturing company, announced its audited Standalone & Consolidated financial results for the Quarter and Year ended 31st March, 2018, at its Board Meeting held today.

[A] Standalone Results

(Rs. in Crores)

Particulars	Quarter ended 31.03.2018	Quarter ended 31.03.2017	Year ended 31.03.2018	Previous Year ended 31.03.2017
Plastic Goods Sold (MT)	103215	95870	371176	340906
Net Plastics Product Turnover	1389	1242	4826	4376
Total Turnover	1471	1283	4966	4462
Operating Profit (PBDIT)	290	242	804	770
Profit before tax	243	198	615	585
Profit after tax	167	125	409	377

[B] Consolidated Results

[Including results of (a) the Company's 100% Subsidiary Company viz. "The Supreme Industries Overseas (FZE) incorporated in SAIF Zone, UAE and (b) Associate Company viz. "Supreme Petrochem Limited", in which the Company holds 29.99% of its paid-up equity share capital

(Rs. in Crores)

Particulars	Quarter ended 31.03.2018	Quarter ended 31.03.2017	Year ended 31.03.2018	Previous Year ended 31.03.2017
Consolidated Total Income	1475	1285	4971	4467
Consolidated Operating Profit (PBDIT)	303	263	827	821
Consolidated Profit before tax	256	219	637	636
Consolidated Profit after tax	179	146	431	428

- [C]** The Board of Directors has recommended payment of final dividend @ 450 % i.e. Rs. 9/- per equity share on 12,70,26,870 Equity Shares of Rs.2/- each for the year ended 31st March, 2018 which together with Interim Dividend paid @ 150% i.e. Rs. 3/- per equity share aggregates to @600 % i.e. Rs.12/- per equity share for the current year (Previous year @ 750% i.e. Rs. 15/- per equity share including special dividend @250% i.e. Rs. 5 /- per equity share to commemorate the completion of 75th year of the Company). Total outflow for dividend including tax on distribution absorb a sum of Rs. 184 Crores as against Rs. 229 Crores in previous year.



[D] Product Group wise Performance

Segment	Volume (MT)			Value (Rs. In crores)			OPM %	
	2017-18	2016-17	% Increase / Decrease	2017-18	2016-17	% Increase / Decrease	2017-18	2016-17
Plastic Piping System	256330	235257	8.96	2695	2453	9.87	14.25	16.17
Packaging Products	49931	47616	4.86	1010	978	3.27	20.41	21.87
Industrial Products	44488	38984	14.12	771	623	23.76	13.65	13.37
Consumer Products	20385	18797	8.45	348	313	11.18	20.55	19.58
Composite	42	252	-	2	9	-	-	-
Total	371176	340906	8.88	4826	4376	10.28	15.76	17.17

(E) The share of overall Sales in the Value added products has been 36% of the Total Sales in the year ended 31st March, 2018 as against 38% in the corresponding previous year. The Company's focus remains to increase the share of value added products in its turnover.

(F) Total Borrowing of the Company stands at Rs. 248 crores as on 31st March, 2018 as against Rs. 228 crores as on 31st March, 2017.

Average Net Borrowing level during the current year remained at Rs. 336 crores against Rs. 382 crores in the corresponding period in the previous year. Average Cost of Borrowings as on 31st March, 2018 increased to 7.12 % p.a. as against 6.56% p.a. as on 31st March, 2017.

Total Debt-Equity ratio as on 31st March, 2018 came down to 0.14 times as against 0.15 times as on 31st March, 2017.

(G) On April 4, 2018, the Company has entered into a Definitive Agreement with the Kumi Kasei Co., Ltd. (Kumi), Japan to form a Joint Venture Company namely Kumi Supreme India Private Limited ("JVC") inter-alia, including also business transfer of Automotive Component manufacturing facility having carrying value of Rs. 2865 Lacs as on 31st March 2018, situated at Khushkhera in Rajasthan (Auto Component Business-part of Company's Industrial product Segment) as a going concern on a slump sale basis for a cash consideration of approximately Rs.10800 Lacs subject to closing adjustments. The Company shall hold 20.67% equity stake in the newly formed JVC. The transaction is likely to get completed by end of June, 2018.

(H) Composite LPG Cylinders

The much awaited BIS Standards is complete and BIS 16646 has been published for Type IV composite cylinders. This was necessary so that oil market companies can now take effective steps to introduce composite cylinders in Indian market.

It is encouraging to note that Bangladesh has been using cylinders for last one year and the Company is hopeful of getting order for larger quantities in the current year.



The Company has developed 15.6 Kg and 20 Kg Cylinders and got approval from TUV, PESO and KGS. Company has acquired 10% business interest in HPC Research S.R.O. a startup company focusing on R & D in Composite Cylinders in the Czech Republic which will strengthen its R & D footprint in the field of Pressure Vessels.

(I) Capex

Considering the better business growth potential going forward the Company has increased investment plan to around Rs 450 crores in this year as compared to Rs. 350 crores as planned in the beginning of the year. Out of the above investment plan of Rs.450 crores, the Company incurred Capital Expenditure (Capex) of Rs. 260 crores. The balance committed investment will go in production in the year 2018-19.

During the current year i.e. 2018-19, the Company envisages Capex in the range of about Rs. 300 to 350 crores, mainly on the following:

- Taking effective steps to put up a new Unit at Assam
- Start a Greenfield Plastics Product Complex in A.P. by acquiring land and initiating preliminary action.
- Put up a plant to make Protective Packaging Product at Jadcharla
- Put up plastic pipe manufacturing at Jadcharla
- Increase HDPE plant capacity at Kharagpur
- Put additional Roto Machines and moulds at different locations
- Add moulds and moulding machines in Pipe, Furniture and material handling division
- To increase capacity of Industrial components business
- To increase capacity of Protective Packaging Products
- To invest in automation.

The Company shall continue to finance its Capex programme through internal accruals and Supplier's Credit.

(J) Business Outlook

Mr. M. P. Taparia, Managing Director, The Supreme Industries Limited, said:

The effect of Demonetization, GST and RERA looks to have settled down to a large extent. The economy is moving to formal sector slowly, but surely from informal sector. The several initiatives taken by Government to boost rural income and infrastructure are now fructifying to boost business in several segments which are catered by the Company. The Company, therefore, envisaged a faster growth in business from April 2019 and beyond.

Due to hardening of Polymer Prices and lack of new capacity build up of the PVC resin all around the world, the PVC prices have moved to higher band. For the year 2019-20, it is expected that the PVC price trend will remain on higher side. In spite of increase in Crude prices, the prices of Polythene will move to a lower level over the year as several new plants are starting in USA based on the low feed stock cost of Shale gas. Overall, the polymer prices will remain affordable.



The Company expects to commission two new Greenfield plants in production this year – one at Telangana and another at Rajasthan. The Company's additional construction of buildings in existing plants and start up of production at those sites will also go in production this year at Malanpur, Khopoli, Hosur and Kharagpur.

The Company intends to start two new plants at Andhra Pradesh and Assam. Land acquisition process has started. They may partially go into production next year.

About Supreme Industries Limited

Supreme Industries Limited is India's leading plastics product manufacturer, offering a wide and comprehensive range of plastic products in India. The company operates in various product categories viz. Plastic Piping System, Cross Laminated Films & Products, Protective Packaging Products, Industrial Moulded Components, Moulded Furniture, Storage & Material Handling Products, Performance Packaging Films and Composite LPG Cylinders.

Supreme Industries has 25 technologically advanced manufacturing facilities located at various places spread across the country. The company has built-up excellent relationship with its distributors and is also providing orientation to them, in order to ensure proper service to ultimate customers.

For further information, kindly contact:-
Ms. Kavita Nagavekar
Ketchum Sampark Pvt. Ltd.
09619138779



For The Supreme Industries Limited

A handwritten signature in blue ink, appearing to be 'R. J. Saboo'.

R. J. Saboo
(AVP Corp. Affairs & Company Secretary)