



# I G PETROCHEMICALS LIMITED

SECT/1042

30<sup>th</sup> May, 2018

**BSE Limited**  
Corporate Relationship Department  
1<sup>st</sup> Floor, P J Towers  
Dalal Street  
Mumbai - 400 001

**Scrip Code: 500199**

**The National Stock Exchange of India Ltd.**  
Exchange Plaza  
Bandra Kurla Complex  
Bandra (East)  
Mumbai - 400 051

**Scrip Code: IGPL**

Dear Sir,

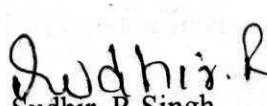
**Sub : Investor Presentation – Regulation 30**

Pursuant to Regulation 30 of the SEBI (Listing Obligations and Disclosure Requirements) Regulations, 2015, we enclose herewith an Investor Presentation on Audited Financial Results of the Company for the quarter and year ended 31<sup>st</sup> March, 2018.

We request you to kindly take the same on your record.

Thanking you.

Yours faithfully,  
For I G Petrochemicals Limited

  
Sudhir R Singh  
Company Secretary



Encl : as above

A large, vibrant splash of multi-colored liquid (yellow, green, blue, purple, red) is the central focus of the slide. The splash is dynamic and energetic, with various colors overlapping and creating a sense of movement. The background is white, which makes the colors stand out.

**IG PETROCHEMICALS LIMITED**

**Q4 FY18 Result Presentation – May 2018**

- About Us
- Our Journey
- Vision 2025
- Key Competitive Strengths
- Location Advantage
- Large Customer Base
- Ongoing Expansion
- Industry Overview
- Financial Highlights
- CSR Activities



# About Us



India's Largest Phthalic Anhydride (PAN) manufacturer and one of the Leaders across the Globe

PAN is a downstream product of Orthoxylene (OX) a basic Petrochemical

PAN is a versatile intermediate in organic chemistry for production of Plasticizers, Unsaturated Polyester Resins, Alkyd Resins, Paints & CPC Pigments

Plants are engineered with modern technologies and are designed on the low energy based processes  
Steam generated from the production process used for Company's captive power requirements

Usage of PAN is increasing in new generation products where R & D is ongoing

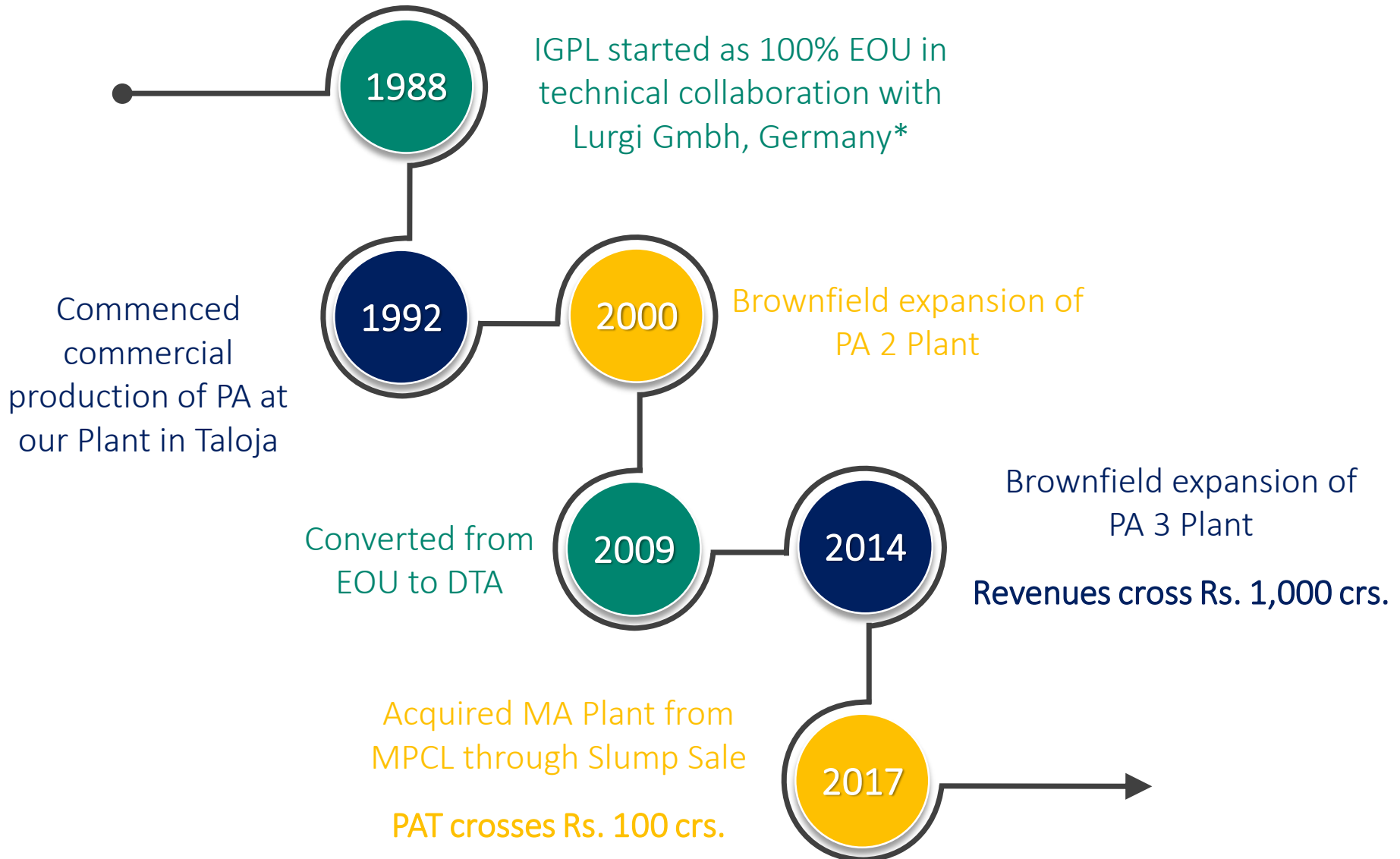
We are an environmentally responsible Company

IGPL produces Maleic Anhydride through wash water generated out of the production process of PAN.  
Maleic Anhydride is used in agro and food businesses

IGPL also manufactures Benzoic Acid (BA) as a by product



# Our Journey...



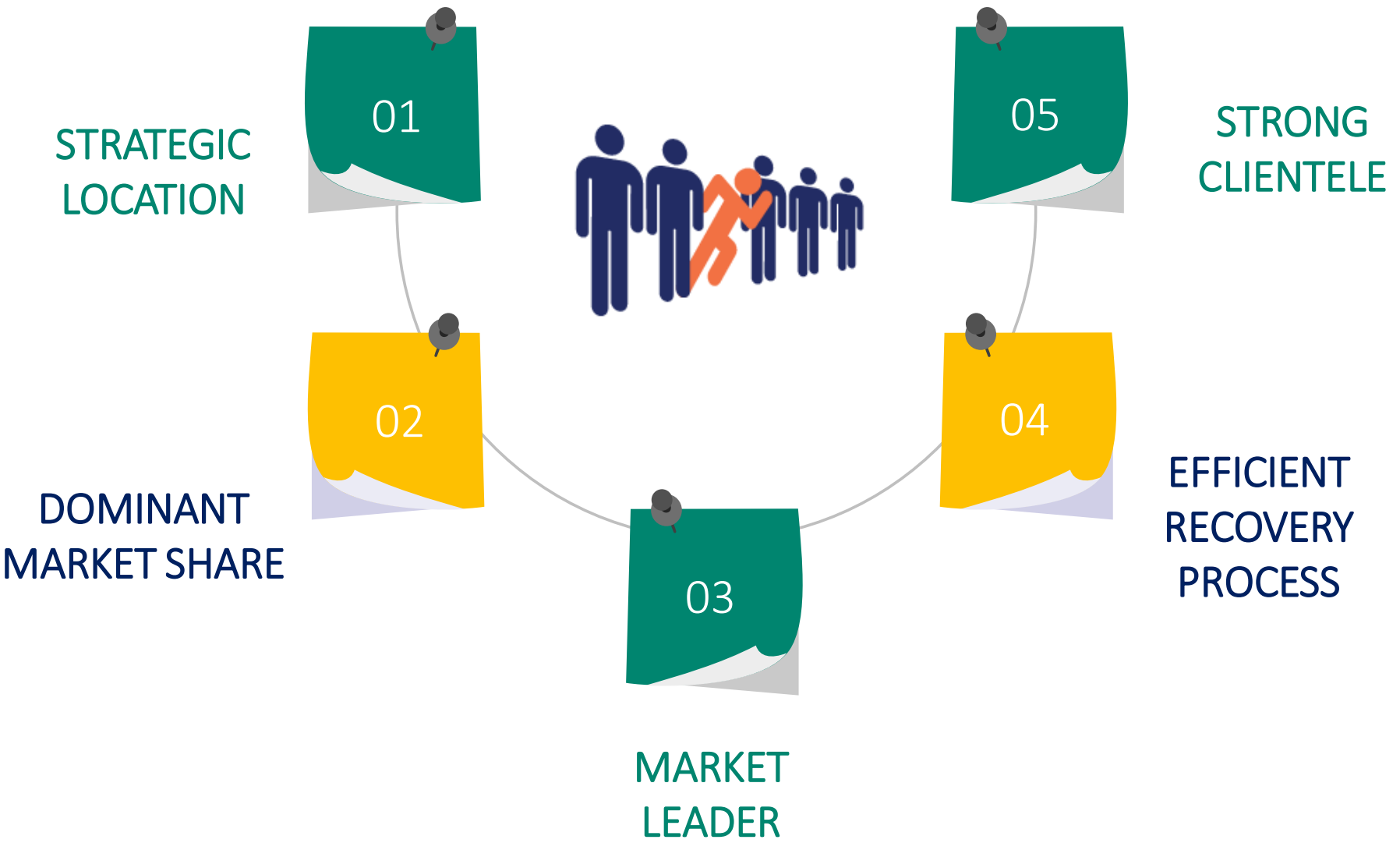
\* For an initial period of 10 years



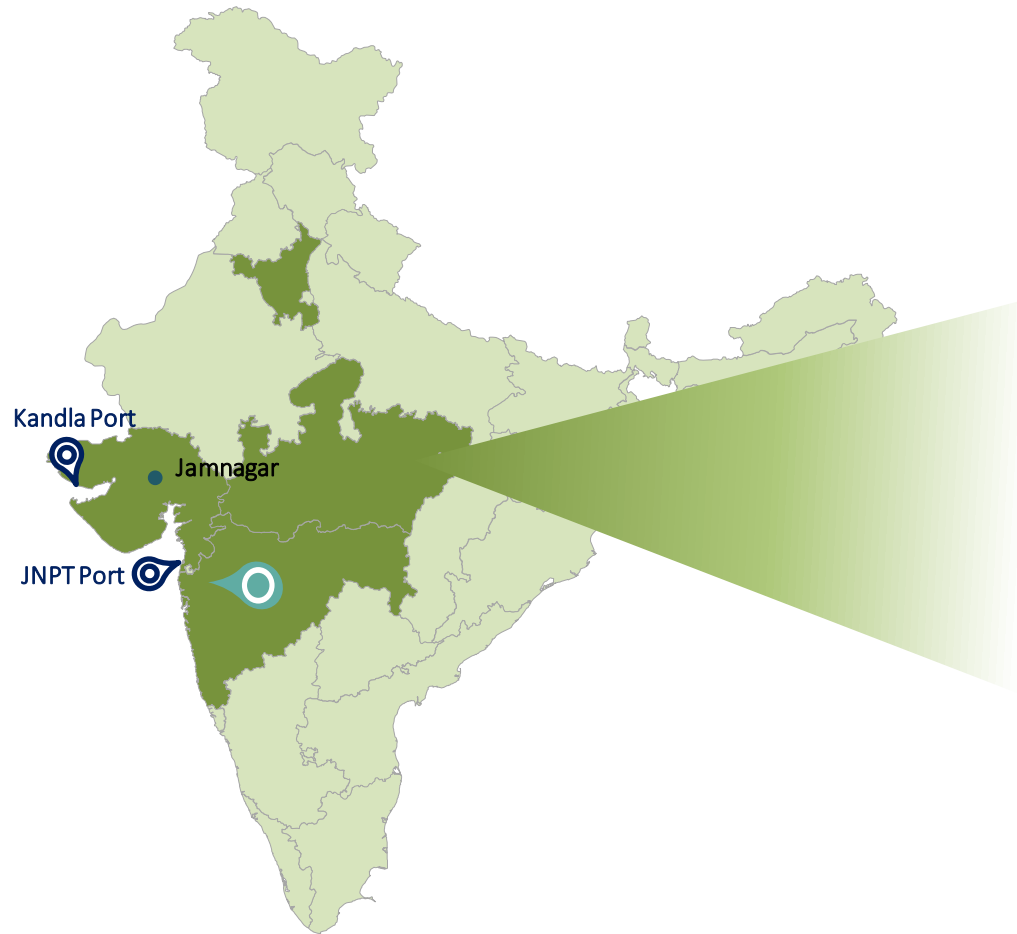
**“ To be the Largest Manufacturer of Phthalic Anhydride in the World ”**



# Key Competitive Strengths



# Location Advantage



Majority of domestic sales is within Western India

Proximity to One of the Largest Ports in India

Enjoys the advantage of being in close proximity to ports for exports, chemical belt in western India where majority of downstream industries are located including procurement of Orthoxylene

 IGPL Plant at MIDC - Talaja, Maharashtra

 Chemical Belt in Western India



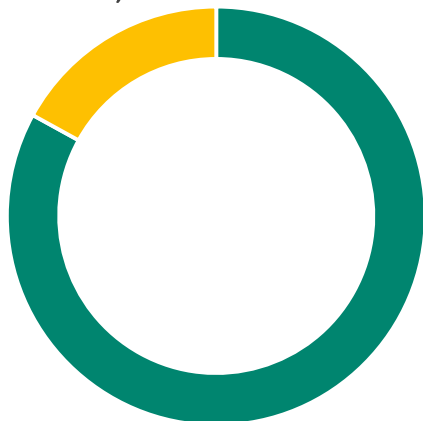


# Large Customer Base



## Sales Breakup

Export Sales, 17%



Domestic Sales, 83%

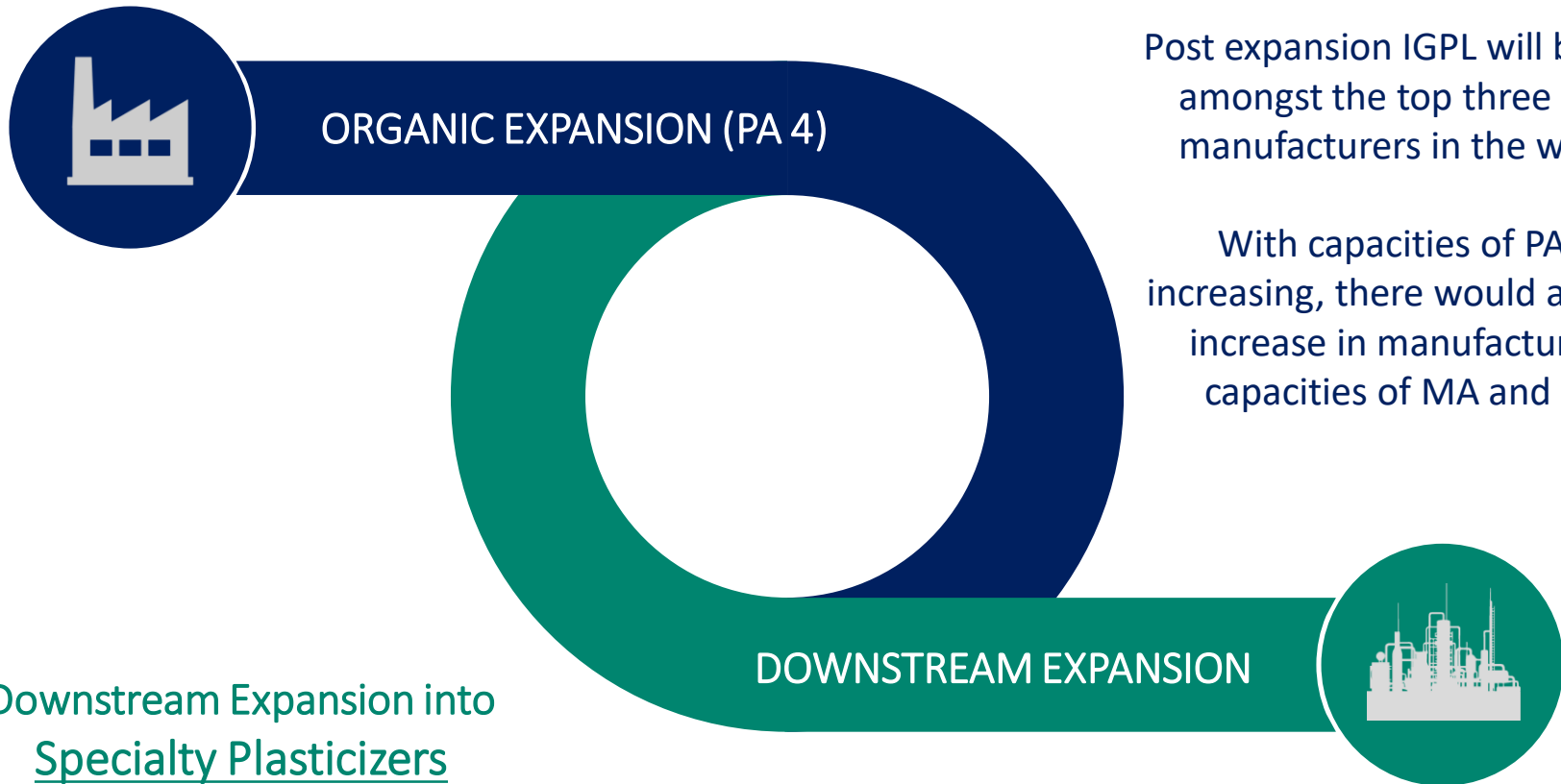
# Ongoing Expansion



## Phthalic Anhydride (PA 4)

Post expansion IGPL will be one amongst the top three PAN manufacturers in the world

With capacities of PAN increasing, there would also be increase in manufacturing capacities of MA and BA



Downstream Expansion into Specialty Plasticizers

## Expansion to come on-stream in 2019



# Industry Overview

## INDIAN MARKET SIZE

Phthalic Anhydride is ~3,75,000 MTPA  
Maleic Anhydride (MA) is ~60,000 MTPA

## INDUSTRY GROWTH

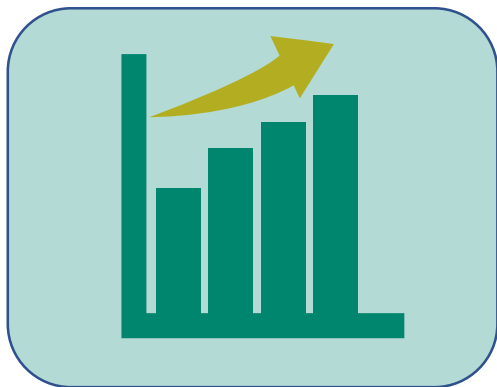
PA to grow domestically 5% - 6% annually, backed by the thrust on Infrastructure and GDP growth  
MA also expected to grow 6% - 7% in the next few years

## INFRASTRUCTURE DEVELOPMENT

Highest Budget by the government for Infrastructure Development at Rs. 3.96 lakh crores

## UNIQUE POSITION for IGPL

The Company is uniquely positioned to partake in the industry growth

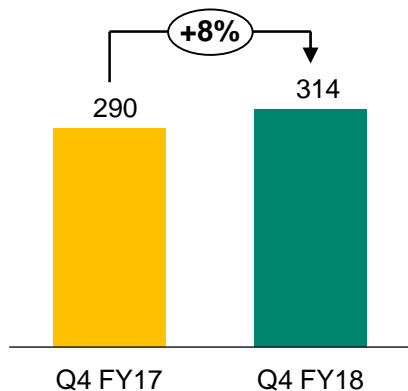




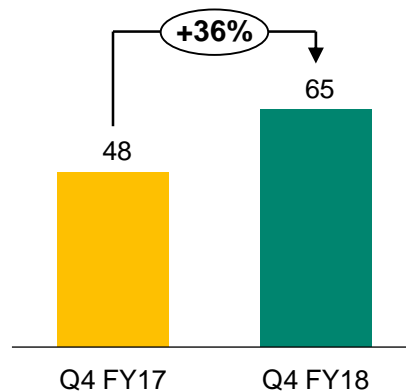
# Financial Highlights - Q4 FY18



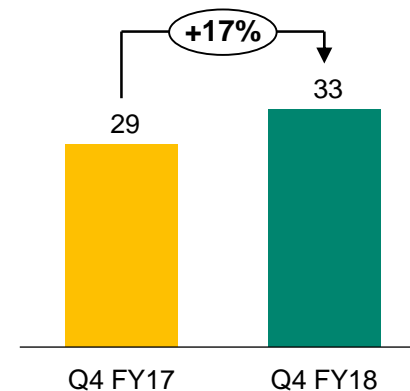
Revenue (Rs. Crores) ^



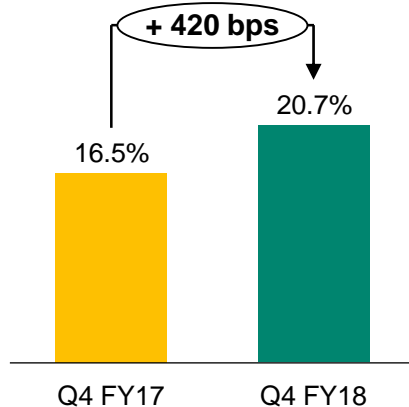
EBITDA (Rs. Crores) ^



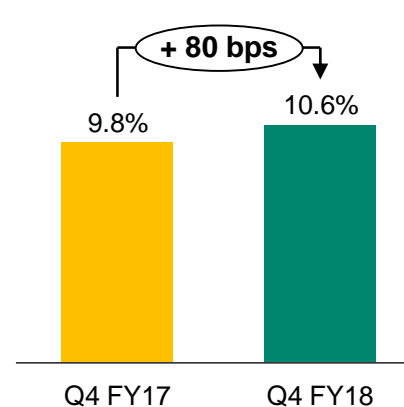
PAT (Rs. Crores)



EBITDA (%)



PAT (%)



The Financial Results for Q4 FY18 have been prepared in accordance with the Indian Accounting Standards (Ind AS)

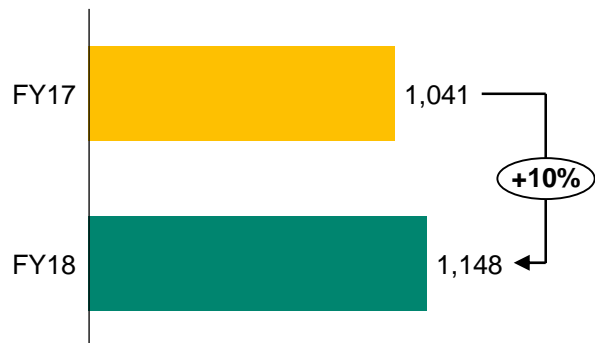
^ Includes Other Income



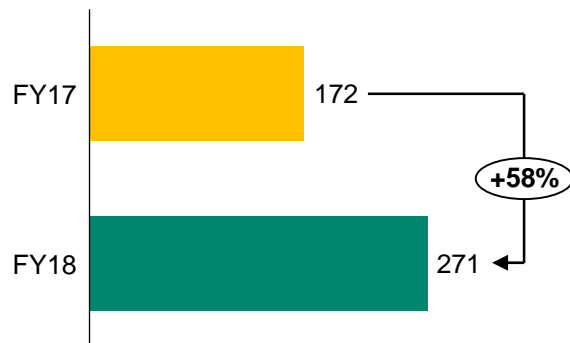
# Financial Highlights – FY18



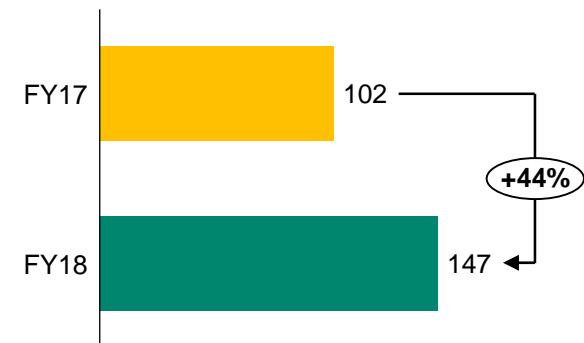
Revenue (Rs. Crores) ^



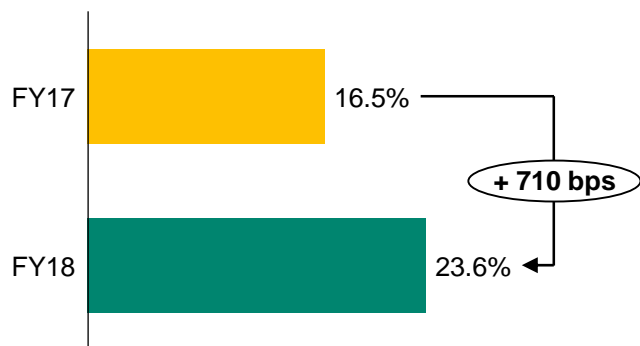
EBITDA (Rs. Crores) ^



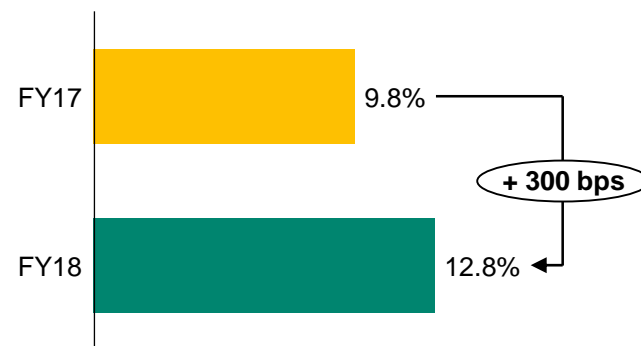
PAT (Rs. Crores)



EBITDA (%)



PAT (%)



The Financial Results for FY18 have been prepared in accordance with the Indian Accounting Standards (Ind AS)

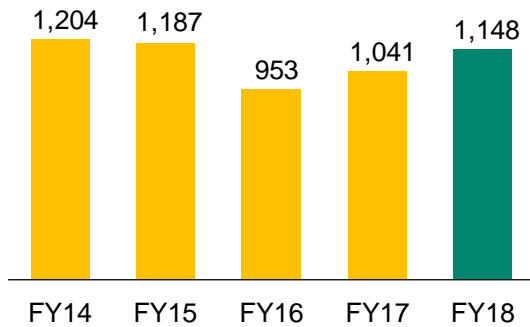
^ Includes Other Income



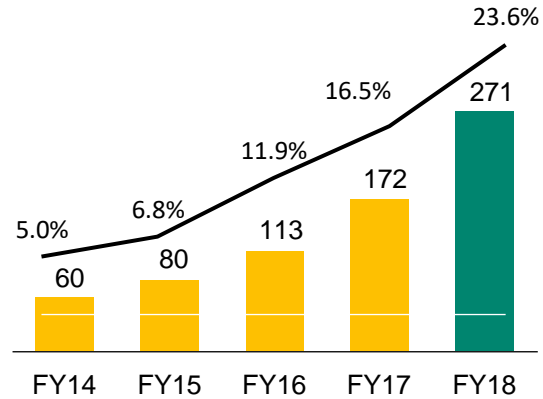
# Financial Highlights



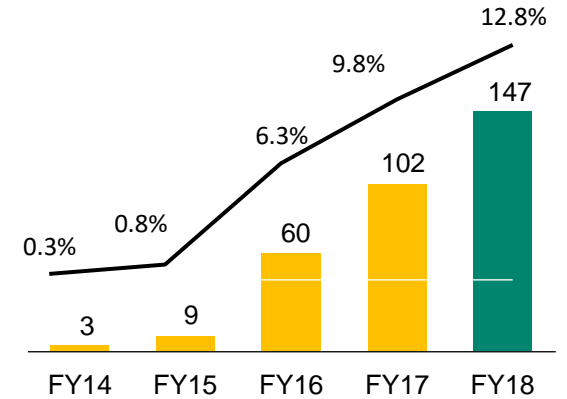
### Revenue (Rs. Crores)#



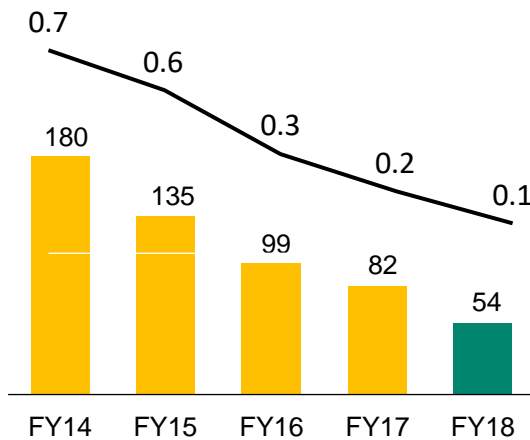
### EBITDA (Rs. Crores) and Margin %



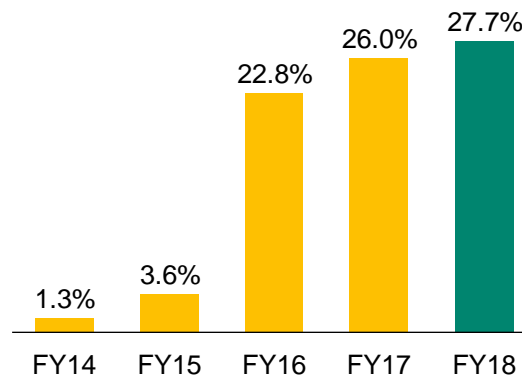
### PAT (Rs. Crores) and Margin %



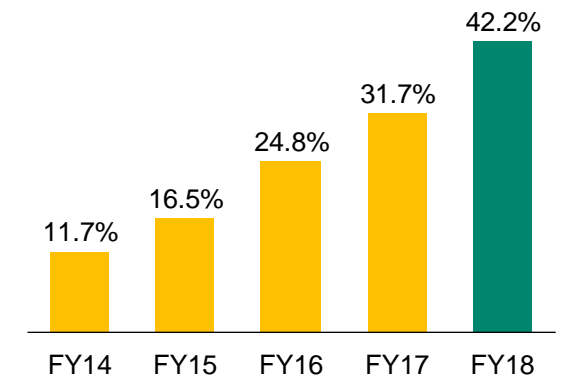
### Net Debt (Rs. Lakhs) & Net Debt / Equity



### ROE %



### ROCE %



# Includes Other Income

The Financial Results for FY18 have been prepared in accordance with the Indian Accounting Standards (Ind AS)



# Profit & Loss Statement – FY18



Particulars (Rs. Crores)*	Q4 FY18	Q4 FY17	Y-o-Y	FY18	FY17	Y-o-Y
<b>Revenue from Operations<sup>^</sup></b>	<b>314</b>	<b>290</b>	<b>8%</b>	<b>1,148</b>	<b>1,041</b>	<b>10%</b>
Total Raw Material	208	208		728	751	
Employee Expenses	16	13		56	39	
Other Expenses	25	21		93	79	
<b>EBITDA<sup>^</sup></b>	<b>65</b>	<b>48</b>	<b>36%</b>	<b>271</b>	<b>172</b>	<b>58%</b>
<b>EBITDA Margin (%)</b>	<b>20.7%</b>	<b>16.5%</b>		<b>23.6%</b>	<b>16.5%</b>	
Depreciation	7	5		26	21	
<b>EBIT</b>	<b>58</b>	<b>43</b>		<b>246</b>	<b>151</b>	
<b>EBIT Margin (%)</b>	<b>18.5%</b>	<b>14.8%</b>		<b>21.4%</b>	<b>14.5%</b>	
Finance Cost	3	4		15	18	
<b>Profit before Tax</b>	<b>55</b>	<b>39</b>	<b>43%</b>	<b>231</b>	<b>132</b>	<b>75%</b>
Tax	22	10		84	30	
<b>Profit After Tax</b>	<b>33</b>	<b>29</b>	<b>17%</b>	<b>147</b>	<b>102</b>	<b>44%</b>
<b>PAT Margin (%)</b>	<b>10.6%</b>	<b>9.8%</b>		<b>12.8%</b>	<b>9.8%</b>	
Other Comprehensive Income	1	0		0	-1	
<b>TOTAL COMPREHENSIVE INCOME</b>	<b>34</b>	<b>28</b>		<b>147</b>	<b>101</b>	
EPS	10.84	9.27		47.58	33.10	

The Financial Results have been prepared in accordance with the Indian Accounting Standards (Ind AS)

\* Standalone

<sup>^</sup> Includes Other Income



# Balance Sheet - March 2018



Particulars (Rs. Crores)*	Mar-18	Mar-17
<b>Equity</b>		
Equity Share Capital	31	31
Other Equity	497	362
<b>Total Equity</b>	<b>528</b>	<b>393</b>
<b>Non Current Liabilities</b>		
Financial Liabilities		
Borrowings	29	60
Other Liabilities	38	0
Provisions	3	2
Deferred Tax Liabilities (Net)	36	2
<b>Total Non Current Liabilities</b>	<b>106</b>	<b>64</b>
<b>Current Liabilities</b>		
Financial Liabilities		
Borrowings	0	2
Trade Payables	150	171
Other Financial Liabilities	29	20
Other Current Liabilities	13	8
Provisions	1	1
<b>Total Current Liabilities</b>	<b>193</b>	<b>202</b>
<b>Total Equity and Liabilities</b>	<b>827</b>	<b>659</b>

Particulars (Rs. Crores)*	Mar-18	Mar-17
<b>Non Current assets</b>		
Property, Plant and Equipment	401	324
Capital Work-In-Progress	26	11
Goodwill	2	0
Other Intangible Assets	0	0
Intangible Assets under development	1	0
<b>Financial Assets</b>		
Investments	49	19
Loans	1	0
Other Financial Assets	3	2
Non Current Tax Assets	7	1
Other Non Current Assets	23	13
<b>Total Non Current Assets</b>	<b>513</b>	<b>370</b>
<b>Current Assets</b>		
Inventories	94	97
<b>Financial Assets</b>		
Investments	40	0
Trade Receivables	139	150
Cash and Cash Equivalents	5	5
Other Bank Balances	17	25
Loans	1	0
Other Financial Assets	1	2
Current Tax Assets	17	10
<b>Total Current Assets</b>	<b>314</b>	<b>289</b>
<b>Total Assets</b>	<b>827</b>	<b>659</b>

The Financial Results have been prepared in accordance with the Indian Accounting Standards (Ind AS)

\* Standalone





- Construction of a school in Vrindavan for providing education to the underprivileged children
- Educating the poor, annadhanam (feeding of poor), free /concessional health care to the needy apart from other charitable activities
- Sustainability of environment viz. transplantation of trees, water conservation projects, environment protection awareness campaign titled 'Say no to plastic', mobile toilet etc.
- Contribution to Charitable Trust and Community organisation i.e. old age homes, Blind Organization of India, etc.

This presentation has been prepared by and is the sole responsibility of I G Petrochemicals Limited (the “Company”). By accessing this presentation, you are agreeing to be bound by the trailing restrictions.

This presentation does not constitute or form part of any offer or invitation or inducement to sell or issue, or any solicitation of any offer or recommendation to purchase or subscribe for, any securities of the Company, nor shall it or any part of it or the fact of its distribution form the basis of, or be relied on in connection with, any contract or commitment thereof. In particular, this presentation is not intended to be a prospectus or offer document under the applicable laws of any jurisdiction, including India. No representation or warranty, express or implied, is made as to, and no reliance should be placed on, the fairness, accuracy, completeness or correctness of the information or opinions contained in this presentation. Such information and opinions are in all events not current after the date of this presentation. There is no obligation to update, modify or amend this communication or to otherwise notify the recipient if information, opinion, projection, forecast or estimate set forth herein, changes or subsequently becomes inaccurate.

Certain statements contained in this presentation that are not statements of historical fact constitute “forward-looking statements.” You can generally identify forward-looking statements by terminology such as “aim”, “anticipate”, “believe”, “continue”, “could”, “estimate”, “expect”, “intend”, “may”, “objective”, “goal”, “plan”, “potential”, “project”, “pursue”, “shall”, “should”, “will”, “would”, or other words or phrases of similar import. These forward-looking statements involve known and unknown risks, uncertainties, assumptions and other factors that may cause the Company’s actual results, performance or achievements to be materially different from any future results, performance or achievements expressed or implied by such forward-looking statements or other projections. Important factors that could cause actual results, performance or achievements to differ materially include, among others: (a) our ability to successfully implement our strategy, (b) our growth and expansion plans, (c) changes in regulatory norms applicable to the Company, (d) technological changes, (e) investment income, (f) cash flow projections, and (g) other risks.

This presentation is for general information purposes only, without regard to any specific objectives, financial situations or informational needs of any particular person. The Company may alter, modify or otherwise change in any manner the content of this presentation, without obligation to notify any person of such change or changes.

For further information, please contact

**Company :**

**I G Petrochemicals Ltd**

CIN: L51496GA1988PLC000915

Mr. R . Chandrasekaran - CFO

[rchandra@igpetro.com](mailto:rchandra@igpetro.com)

[www.igpetro.com](http://www.igpetro.com)

**Investor Relations Advisors :**

**Strategic Growth Advisors Pvt. Ltd.**

CIN: U74140MH2010PTC204285

Mr. Deven Dhruva / Ms. Neha Shroff

[deven.dhruva@sgapl.net](mailto:deven.dhruva@sgapl.net) / [neha.shroff@sgapl.net](mailto:neha.shroff@sgapl.net)

+91 9833373300 / +91 7738073466

[www.sgapl.net](http://www.sgapl.net)