

OL/SE/106/MAY 18-19

May 31, 2018

The Secretary <b>BSE Limited</b> Phiroze Jeejeebhoy Towers Limited Dalal Street , Mumbai 400 001	The Secretary <b>National Stock Exchange Limited</b> Exchange Plaza Bandra Kurla Complex Bandra (E) Mumbai 400 051
Security code: 532880	Symbol: OMAXE
Fax No 022-22723121/2037/39/41/61	Fax No 022-2659 8237/38

**Sub: Investor Presentation – Disclosure of Material Event/Information under Regulation 30 of SEBI (Listing Obligations and Disclosure Requirements) Regulations, 2015**

Dear Sir/Madam,

Pursuant to Regulation 30 of the SEBI (Listing Obligations and Disclosure Requirements) Regulations, 2015, please find enclosed herewith Investor Presentation of the Company on Standalone and Consolidated Unaudited Financial Results of the Company for the Quarter and Financial Year ended on March 31, 2018.

This is for your kind information and record.

Thanking You

Your's Faithfully

**For Omaxe Limited**



**Shubha Singh** Secretary  
**Vice President & Company Secretary**  
Encl: a/a

"This is to inform that please make all correspondence with us on our **Corporate Office** Address only"

**OMAXE LTD.**

Corporate Office: 7, Local Shopping Centre, Kalkaji, New Delhi-110019.  
Tel.: +91-11-41896680-85, 41893100, Fax: +91-11-41896653, 41896655, 41896799

Regd. Office: Shop No. 19-B, First Floor, Omaxe Celebration Mall, Sohna Road, Gurgaon - 122 001, (Haryana)  
Toll Free No. 18001020064, Website: www.omaxe.com, CIN: L74899HR1989PLC051918



**FY18 INVESTOR PRESENTATION**

# OMAXE - VISION & MISSION

## VISION

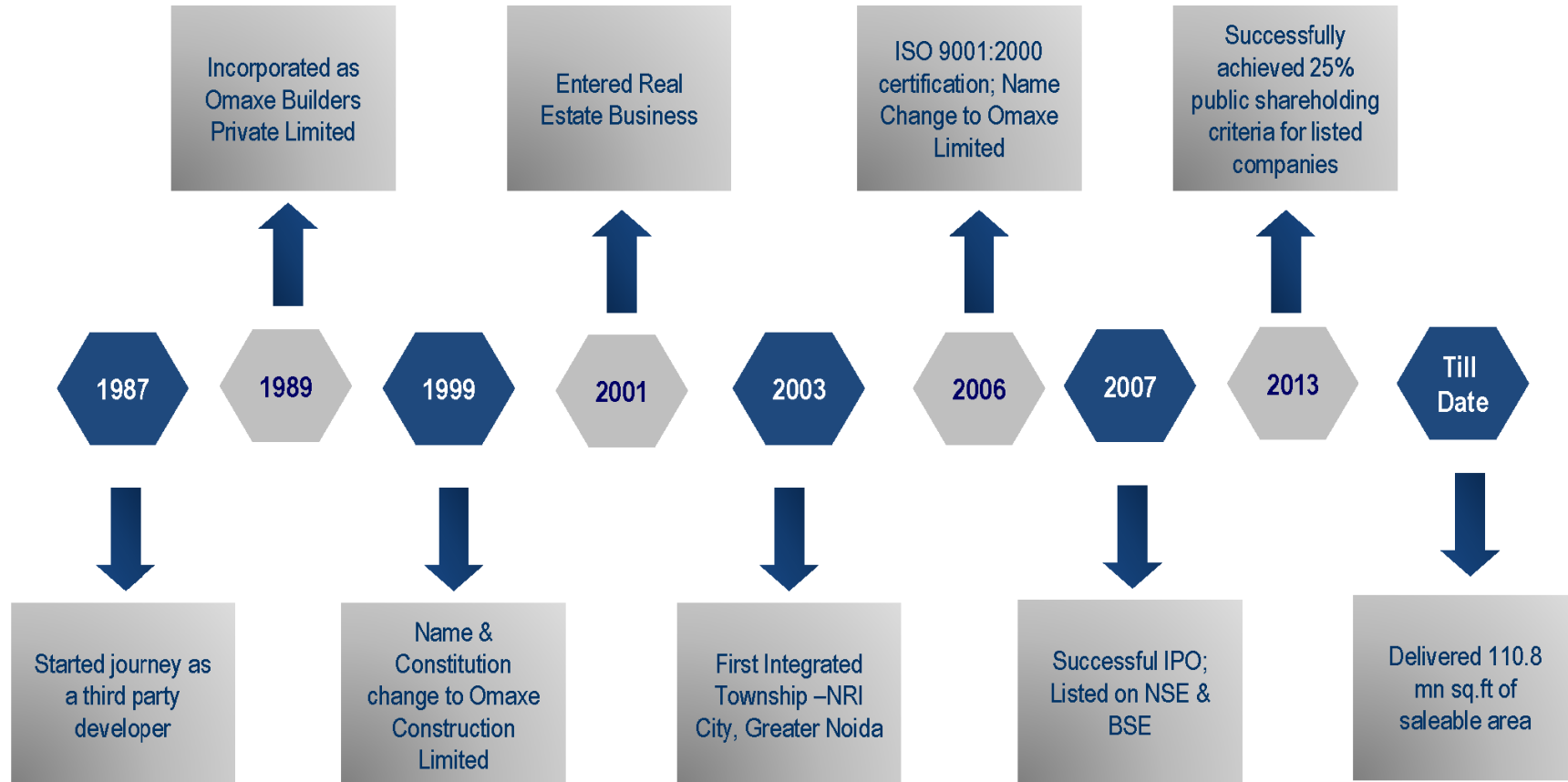
*“To be a trusted leader in the real estate sector contributing towards a progressive India.”*

## MISSION

*“To provide customer satisfaction and create value for stakeholders through professionalism, transparency, quality, cutting-edge technology and social responsibility.”*

# JOURNEY OF OMAXE LIMITED

Humble beginnings, strong fundamentals, sustained growth



# FACTS THAT BUILT OMAXE

**Present across 27 cities and 8 states**

**On-Going Projects in 12 cities across and 4 States**

**Project Under Execution/ Construction: ~ 68 mn sq ft**

**Area delivered in Real Estate: ~ 79 mn sq ft  
(Delivered across 26 cities 8 states)**

**Area delivered as Third Party Contractor: 31.80 mn sq ft (over 123 contracts)**

**Employee strength: ~1,614**

**No. of Projects (ongoing): 4 Group Housing, 9 Townships, 6 Commercial Malls/  
Hotels/ SCO**

# Our Presence Across India

08 States | 27 Cities

## PUNJAB

- ✓ Amritsar ✓ Derabassi
- ✓ Ludhiana ✓ Bathinda
- ✓ Patiala ✓ Rajpura
- ✓ New Chandigarh

## RAJASTHAN

- ✓ Jaipur ✓ Bhiwadi

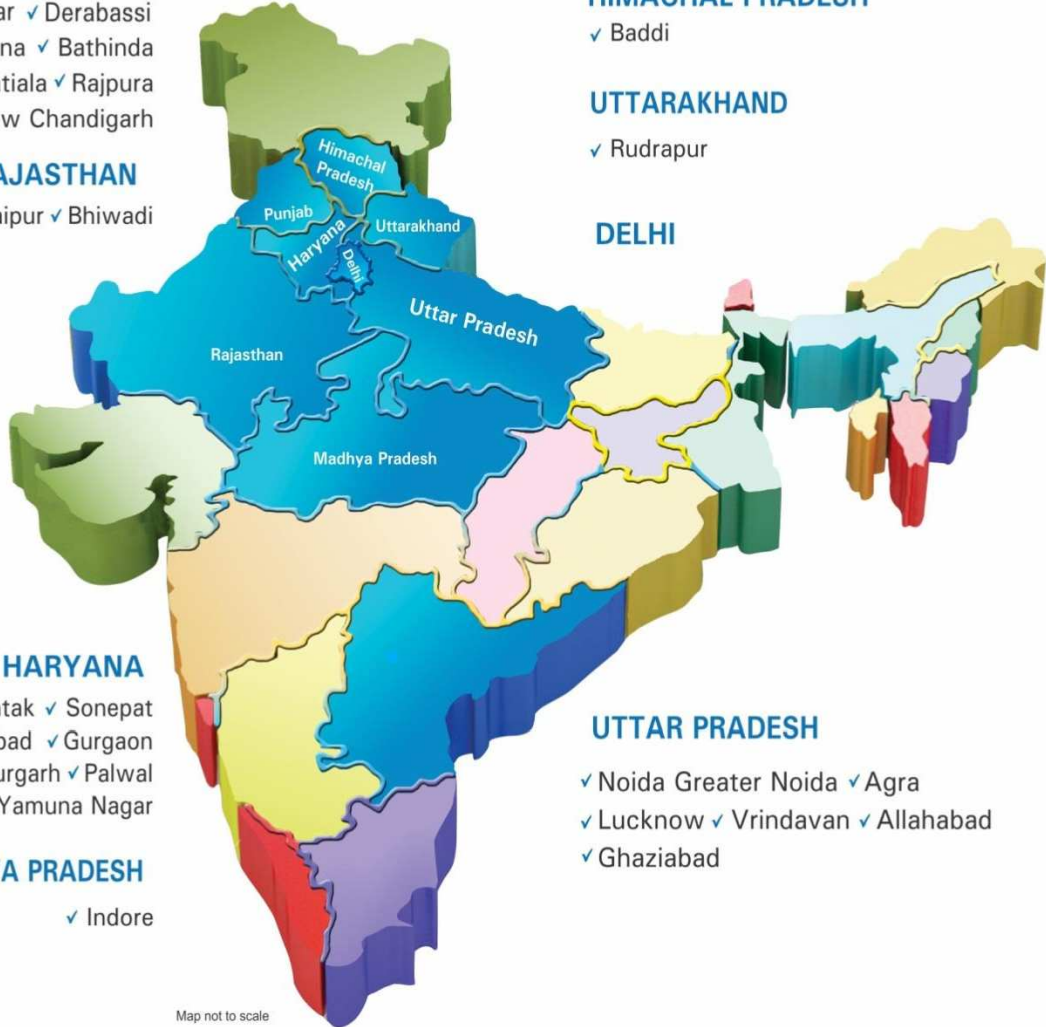
## HIMACHAL PRADESH

- ✓ Baddi

## UTTARAKHAND

- ✓ Rudrapur

## DELHI



## HARYANA

- ✓ Rohtak ✓ Sonapat
- ✓ Faridabad ✓ Gurgaon
- ✓ Bahadurgarh ✓ Palwal
- ✓ Yamuna Nagar

## MADHYA PRADESH

- ✓ Indore

## UTTAR PRADESH

- ✓ Noida Greater Noida ✓ Agra
- ✓ Lucknow ✓ Vrindavan ✓ Allahabad
- ✓ Ghaziabad

Map not to scale

## BUSINESS OVERVIEW (Q4 FY 18 VIS-À-VIS Q4 FY 17)

	Q4 FY 18	Q4 FY 17	Change
Area Sold (mn sq.ft)	2.42	0.80	203%
Value of Booking (Rs. Cr)	557	154	262%
Avg Rate psf (Rs. INR)	2,303	1,914	20%

	Q4 FY18		Q4 FY17	
Particular	Area (mn sq ft)	Value (Cr.)	Area (mn sq ft)	Value (Cr.)
Residential	1.84	402	0.23	2
Commercial	0.57	155	0.57	152
Total	2.42	557	0.80	154
Avg Rate psf (Rs. INR)	<b>2,303</b>		<b>1,914</b>	

Area delivered during the quarter is 0.6 mn sqft

## BUSINESS OVERVIEW (FY 18 VIS-À-VIS FY 17)

	<b>FY 18</b>	<b>FY 17</b>	<b>Change</b>
Area Sold (mn sq.ft)	4.98	3.20	56%
Value of Booking (Rs. Cr)	1,228	946	30%
Avg Rate psf (Rs. INR)	2,464	2,956	-17%

	<b>FY18</b>		<b>FY17</b>	
<b>Particular</b>	<b>Area (mn sq ft)</b>	<b>Value (Cr.)</b>	<b>Area (mn sq ft)</b>	<b>Value (Cr.)</b>
Residential	4.07	918	1.84	407
Commercial	0.91	310	1.36	539
Total	4.98	1,228	3.20	946
Avg Rate psf (Rs. INR)	<b>2,464</b>		<b>2,956</b>	

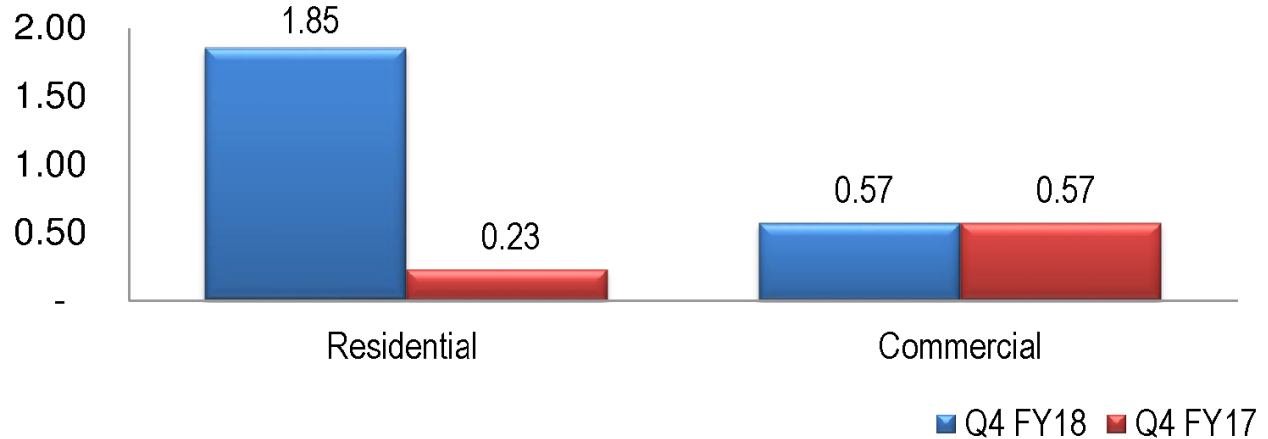
Area delivered during the year is 3.3 mn sqft



# BUSINESS OPERATION (Q4 FY 18 VIS-À-VIS Q4 FY 17)

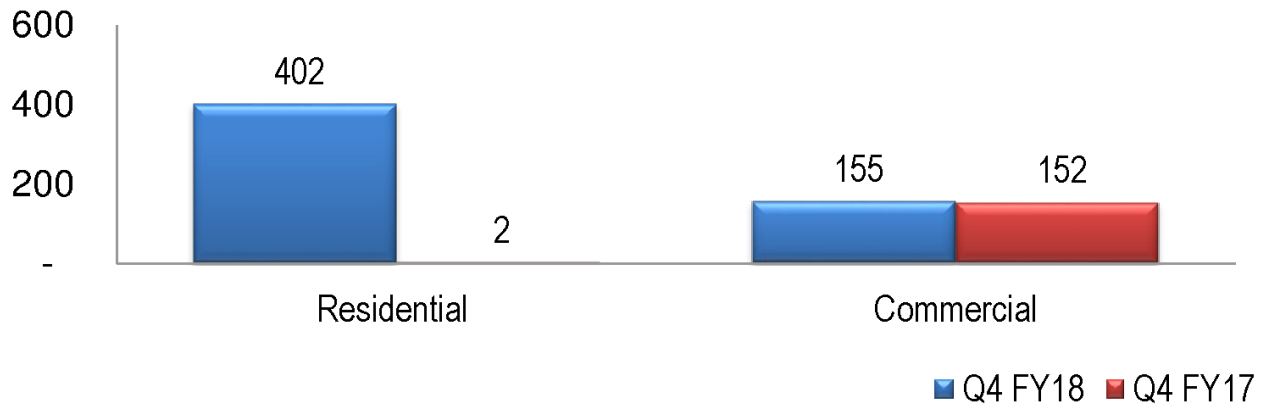
**Area Booked (Mn Sqft)**

Q4 FY18  
Area booked 2.42 mn sqft



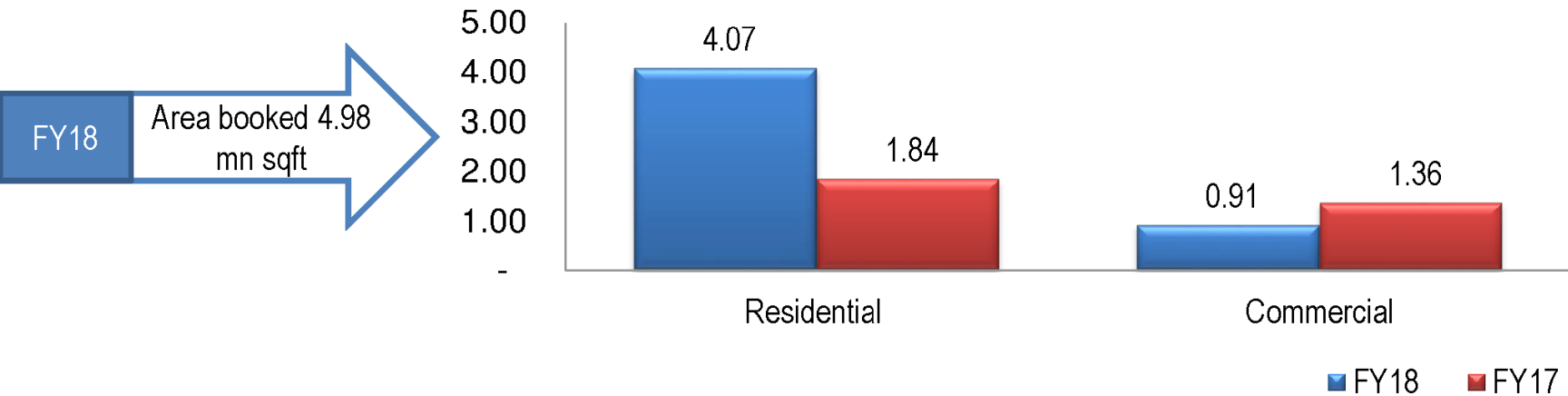
**Value Of Booking (Rs in Cr)**

Q4 FY18  
Value of booking 557 Cr

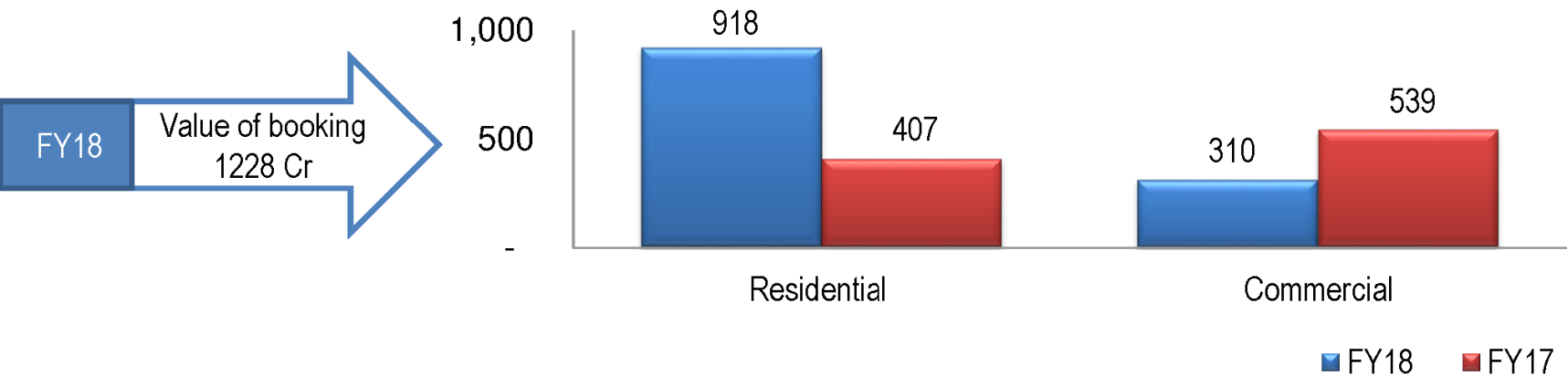


# BUSINESS OPERATION (FY 18 VIS-À-VIS FY 17)

**Area Booked (Mn Sqft)**



**Value Of Booking (Rs in Cr)**



# FINANCIAL HIGHLIGHTS

## RESULTS (Q4FY18 & FY18)

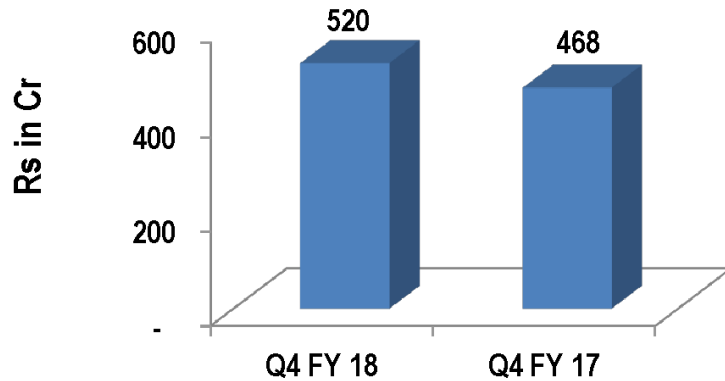
Fig in ` Cr.

Particulars	Quarter Ended		Year Ended	
	Q4 FY18	Q4 FY17	FY18	FY17
Turnover	520	468	1898	1,686
EBIDTA	79	58	319	343
PBT	36	23	141	179
PAT	19	14	83	105
EPS (Diluted) INR	1.14	0.71	4.50	5.57

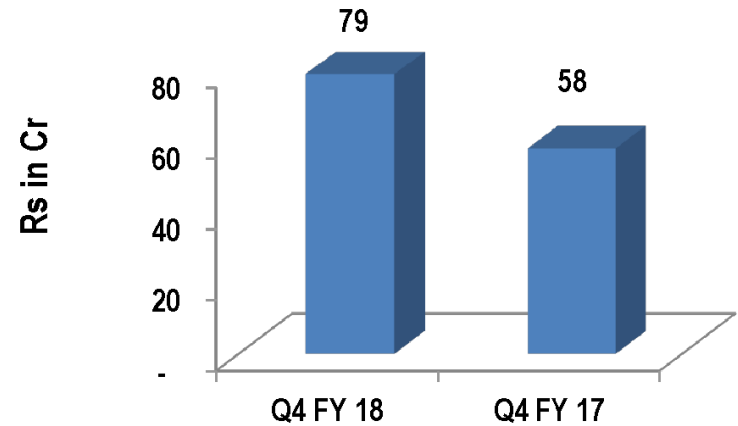
*\*Turnover Includes Income from Operations & Other Income*

# OPERATIONAL GLIMPSE (Q4 FY18 VIS-À-VIS Q4 FY17)

**Income from Operation (Cr.)**



**EBITDA (Cr.)**



**PAT (Cr.)**

