



CS/NSE&BSE/AFR/2018-19
May 15, 2018

To
The Manager
Listing Department
National Stock Exchange of India Limited
Exchange Plaza, Bandra Kurla Complex
Bandra (E), Mumbai – 400 051
Stock Code: SUVEN–EQ

To
The General Manager
Department of Corporate Services
BSE Limited
25th Floor, P. J. Towers,
Dalal Street, Mumbai - 400 001
Stock Code: 530239

Dear Sir/Madam,

Sub: 1) Notification of audited standalone & consolidated Financial Results for the quarter & financial year ended 31st March 2018
2) Closure of Register of Members & Share Transfer Books and AGM

.....

With reference to the above subject, pursuant to Regulation 33 of SEBI (Listing Obligations and Disclosure Requirements) Regulations, 2015, the Board of Directors of the company, at its meeting held today i.e. 15th May, 2018, has taken on record the Audited standalone & consolidated Financial Results of the Company under Ind AS for the quarter and for the financial year ended 31st March, 2018 and approved the following matters.

1) Pursuant to Regulation 42 of the SEBI (Listing Obligations and Disclosure Requirements), 2015, the Register of Member and Share Transfer Books of the Company will remain closed from **11-08-2018** to **14-08-2018** (both days inclusive) for taking record of the Members of the Company for the purpose of 29th Annual General Meeting of the Company.

Symbol	Type of Security & Paid-up value	Book-Closure both days inclusive		Record Date	Purpose
		From	To		
NSE: SUVEN BSE: 530239	Equity Shares Rs. 1.00 each	11-08-2018	14-08-2018	Not applicable	AGM

2) The 29th Annual General Meeting of the Company will be held on Tuesday the 14th day of August, 2018.

Suven Life Sciences Limited

Registered Office: 8-2-334 | SDE Serene Chambers | 6th Floor Road No.5 | Avenue 7
Banjara Hills | Hyderabad – 500 034 | Telangana | India | CIN: L24110TG1989PLC009713
Tel: 91 40 2354 1142/ 3311/ 3315 Fax: 91 40 2354 1152 Email: info@suven.com website: www.suven.com

- 3) We wish to inform you that based on the recommendation of Nomination and Remuneration Committee and the Board of Directors at its meeting held today (May 15, 2018) has approved the appointment of Mr. Santanu Mukherjee (DIN: 07716452) as an Independent, Non-Executive Director of the Company for a term of 5 years and subject to the approval of the members at the ensuing Annual General Meeting of the Company.

Pursuant to Regulation 30(2) read with Para-A of Part-A of Schedule III of SEBI (Listing Obligations & Disclosure Requirements) Regulations, 2015, we give below the information as prescribed for the appointment of Non-executive director.

a)	reason for change	Appointment
b)	date of appointment & term of appointment;	15th May, 2018 & for a term of 5 years from 15 th May, 2018
c)	brief profile	Mr. Mukherjee joined State Bank of Hyderabad as a Probationary Officer and served the Bank in various capacities and also held various important assignments (domestic as well as foreign) in the SBI group. Before his elevation, he was working as Chief General Manager of SBBJ. He had also served as chief executive officer SBI in Paris during 2004 to 2008. Shri Santanu Mukherjee has been appointed the Managing Director of State Bank of Hyderabad (SBH) and retired from this position.
d)	Disclosure of relationships between directors	He is not related to any other Directors of the Company

We are enclosing herewith the following documents:

- Audited standalone & consolidated Financial Results under Ind AS for the quarter and for the financial year ended 31st March, 2018
- Auditor's Reports on the financial results as mentioned above and
- Declaration in respect of Audit Reports with unmodified opinion.

Please find enclosed **Press Release** of our company. We request you to take these documents on your records. The Board Meeting commenced at 11:30 A.M. and concluded at 1:10 P.M.

Thanking you,
Yours faithfully,
For **Suven Life Sciences Limited**



K Hanumantha Rao
Company Secretary

Suven Life Sciences Limited

SUVEN LIFE SCIENCES LIMITED

Regd. Off: 8-2-334, SDE Serene Chambers, 6th Floor, Road No.5, Avenue 7, Banjara Hills, Hyderabad - 500 034 CIN: L24110TG1989PLC009713
Tel: 91 40 2354 1142/ 3311/ 3315 Fax: 91 40 2354 1152 email: investorservices@suvlen.com website: www.suvlen.com

STATEMENT OF AUDITED STANDALONE FINANCIAL RESULTS FOR THE QUARTER AND YEAR ENDED 31st MARCH 2018

All amounts in Indian Rupees in lakhs

Sl. No.	Particulars	For the Quarter ended			For the Year ended	
		31-Mar-2018	31-Dec-2017	31-Mar-2017	31-Mar-2018	31-Mar-2017
		Audited	Un-audited	Audited	Audited	Audited
1	Revenue from operations					
	(a) Net sales/income from operations (Refer Note 3)	20,829.49	16,273.88	17,499.64	61,258.22	53,916.74
	(b) Other operating income	542.84	91.85	515.15	1,267.62	531.04
	Total Revenue from operations	21,372.33	16,365.73	18,014.79	62,525.84	54,447.78
2	Other Income	922.60	328.95	493.85	2,327.07	2,109.25
	Total Income (1+2)	22,294.93	16,694.68	18,508.64	64,852.91	56,557.03
3	Expenses					
	(a) Cost of materials consumed	4,483.78	5,104.86	4,235.36	17,490.30	15,480.66
	(b) Purchases of stock-in-trade	-	-	-	-	-
	(c) Changes in inventories of finished goods, work-in-progress and stock-in-trade	1,482.12	(185.72)	2,234.61	(2,120.13)	(295.94)
	(d) Employee benefits expense	1,557.92	1,481.60	1,453.53	5,873.50	5,064.46
	(e) Finance costs	125.36	115.16	156.82	461.11	566.58
	(f) Depreciation and amortisation expenses	536.14	541.66	718.31	2,130.99	2,141.31
	(g) Manufacturing expenses	2,150.75	2,379.39	2,531.43	8,821.54	8,157.37
	(h) Research & Development expenses	1,691.51	1,387.83	1,923.75	5,846.66	6,494.09
	(i) Other expenses	882.03	1,058.62	819.49	3,322.37	3,012.81
	Total expenses	12,909.61	11,883.40	14,073.30	41,826.34	40,621.34
4	Profit before exceptional items and tax (1+2-3)	9,385.32	4,811.28	4,435.34	23,026.57	15,935.69
5	Exceptional Items	-	-	-	-	-
6	Profit before tax (4 - 5)	9,385.32	4,811.28	4,435.34	23,026.57	15,935.69
7	Tax Expenses					
	(a) Current tax	2,016.93	1,014.68	143.47	4,756.49	3,275.07
	(b) Deferred tax	1,117.28	336.78	284.90	2,427.35	313.25
8	Net Profit for the period / year (6-7)	6,251.11	3,459.82	4,006.97	15,842.73	12,347.37
9	Other Comprehensive Income					
9.A	(i) Items that will not be reclassified to profit or loss	(31.15)	(3.73)	36.96	(42.33)	(14.90)
	(ii) Income tax relating to items that will not be reclassified to profit or loss	10.78	1.29	(12.79)	14.65	5.15
9.B	(i) Items that will be reclassified to profit or loss	-	-	-	-	-
	(ii) Income tax relating to items that will be reclassified to profit or loss	-	-	-	-	-
	Total Other Comprehensive Income	(20.37)	(2.44)	24.17	(27.68)	(9.75)
	Total Comprehensive Income (8+9)	6,230.74	3,457.38	4,031.14	15,815.05	12,337.62
10	Paid-up equity share capital (face value of Rs. 1/- each)	1,272.82	1,272.82	1,272.82	1,272.82	1,272.82
11	Earning Per Share (EPS) for continuing operation (face value of Rs.1/- each):					
	a) Basic	4.90	2.72	3.17	12.43	9.69
	b) Diluted	4.90	2.72	3.17	12.43	9.69

See accompanying notes to the financial statements


SEGMENT WISE REVENUE, RESULTS TOTAL ASSETS AND LIABILITIES

PARTICULARS	For the Quarter Ended			For the Year Ended	
	31-Mar-2018	31-Dec-2017	31-Mar-2017	31-Mar-2018	31-Mar-2017
	Audited	Un-audited	Audited	Audited	Audited
1 SEGMENT REVENUE					
a) Manufacturing (CRAMS)	20,636.53	15,693.88	17,500.16	59,687.64	51,670.07
b) Services (DDDSS)	735.80	671.85	514.63	2,838.20	2,777.71
c) Research & Development	-	-	-	-	-
Total	21,372.33	16,365.73	18,014.79	62,525.84	54,447.78
Less: Inter Segment Revenue	-	-	-	-	-
Net Sales/Income from Operations	21,372.33	16,365.73	18,014.79	62,525.84	54,447.78
2 SEGMENT RESULTS (Profit/(Loss) before tax and interest)					
a) Manufacturing (CRAMS)	10,492.63	6,444.25	6,342.38	28,031.87	21,634.85
b) Services (DDDSS)	436.40	267.76	275.68	1,428.77	1,476.81
c) Research & Development	(1,691.51)	(1,387.83)	(1,923.75)	(5,846.66)	(6,494.09)
TOTAL	9,237.52	5,324.18	4,694.31	23,613.98	16,617.57
Less: i) Finance Cost	47.88	72.41	75.01	281.59	376.38
ii) Other Un-allocable expenditure /(income), net	(195.65)	440.49	183.96	305.82	305.50
Total Profit Before Tax	9,385.29	4,811.28	4,435.34	23,026.57	15,935.69
3 SEGMENT ASSETS :					
a) Manufacturing (CRAMS)	52,557.03	56,835.94	43,886.92	52,557.03	43,886.92
b) Services (DDDSS)	4,061.14	4,174.47	2,828.60	4,061.14	2,828.60
c) Research & Development	3,031.96	3,117.69	2,609.60	3,031.96	2,609.60
d) Un allocated	41,234.30	35,007.49	38,291.82	41,234.30	38,291.82
TOTAL	100,884.43	99,135.59	87,616.94	100,884.43	87,616.94
4 SEGMENT LIABILITIES :					
a) Manufacturing (CRAMS)	8,594.07	9,663.85	8,547.86	8,594.07	8,547.86
b) Services (DDDSS)	382.64	498.66	370.23	382.64	370.23
c) Research & Development	1,587.28	1,866.63	1,848.18	1,587.28	1,848.18
d) Un allocated	714.79	856.23	687.22	714.79	687.22
TOTAL	11,278.78	12,885.37	11,453.49	11,278.78	11,453.49

Notes:

- The Company has adopted Indian Accounting Standards ("Ind AS") from April 1 2016 and accordingly these financial results have been prepared in accordance with the recognition and measurement principles laid down in the Ind AS 34 Interim Financial Reporting prescribed under section 133 of the Companies Act, 2013 read with the relevant rules issued thereunder and the other accounting principles generally accepted in India. Financial Results for all the periods presented have been prepared in accordance with the recognition and measurement principles of Ind AS 34.
- The above results were reviewed by Audit Committee of the Board and approved by the Board of Directors' at their Meeting held on 15th May, 2018 and the same audited by the Statutory Auditors.
- Excise duty on sales was included under Revenue from operations and disclosed separately under expenses upto all reporting periods ending 30-June-2017. Post implementation of Goods and Service Tax (GST) Act w.e.f. 1st July, 2017 the revenue from operations is reported from the quarter ended 31-Dec-2017 are net of GST and hence to that extent not comparable.
- The corresponding previous period figures have been regrouped / reclassified where ever necessary.

For SUVEN LIFE SCIENCES LTD



Place: Hyderabad
Date: 15th May, 2018

VENKAT JASTI
Chairman & CEO
DIN: 00278028

We Deliver

5) Statement of Asset and Liabilities

Particulars		As at 31-03-2018	As at 31-03-2017
		Audited	Audited
		Standalone	Standalone
ASSETS			
1	Non-current assets		
	Property, plant and equipment	30,494.25	30,447.56
	Capital work-in-progress	2,474.38	971.64
	Other intangible assets	278.31	124.83
	Financial assets		
	Investments	10,229.64	6,507.72
	Loans	3.79	3.35
	Other financial assets	610.53	583.93
	Deferred tax assets (net)	-	189.54
	Other non-current assets	1,259.73	69.62
	Total non-current assets	45,350.63	38,898.19
2	Current assets		
	Inventories	13,946.62	9,251.14
	Financial assets		
	Investments	27,872.56	30,088.91
	Trade receivables	6,153.81	4,583.32
	Cash and cash equivalents	1,342.59	414.16
	Bank balance other than cash and cash equivalents	51.12	48.21
	Loans	10.20	7.57
	Other financial assets	0.28	0.71
	Current tax assets (net)	340.34	642.41
	Other current assets	5,816.28	3,682.32
	Total current assets	55,533.80	48,718.75
	TOTAL ASSETS	100,884.43	87,616.94
EQUITY AND LIABILITIES			
1	Equity		
	Equity share capital	1,272.82	1,272.82
	Other equity	85,397.16	71,880.10
	Total equity	86,669.98	73,152.92
2	Liabilities		
	Non-current liabilities		
	Financial liabilities		
	Borrowings	138.52	2,593.21
	Provisions	368.68	283.50
	Other non-current liabilities	104.76	133.82
	Deferred tax liabilities (net)	2,323.71	-
	Total non-current liabilities	2,935.67	3,010.53
	Current liabilities		
	Financial liabilities		
	Borrowings	2,494.19	3,048.52
	Trade payables	5,681.58	3,793.97
	Other financial liabilities	1,587.68	3,257.02
	Other current liabilities	1,041.32	950.13
	Provisions (employee benefit obligations)	474.01	403.85
	Total current liabilities	11,278.78	11,453.49
	Total liabilities	14,214.45	14,464.02
	TOTAL EQUITY AND LIABILITIES	100,884.43	87,616.94

**SUVEN LIFE SCIENCES LIMITED**

Regd. Off: 8-2-334, SDE Serene Chambers, 6th Floor, Road No.5, Avenue 7, Banjara Hills, Hyderabad - 500 034 CIN: L24110TG1989PLC009713
Tel: 91 40 2354 1142/ 3311/ 3315 Fax: 91 40 2354 1152 email: investorservices@suvan.com website: www.suvan.com

STATEMENT OF AUDITED CONSOLIDATED FINANCIAL RESULTS FOR THE YEAR ENDED 31st MARCH 2018*All amounts in Indian Rupees lakhs*

Sl. No.	Particulars	For the Year Ended	
		31-Mar-2018	31-Mar-2017
		Audited	Audited
1	Revenue from operations		
	(a) Net sales/income from operations	61,258.22	53,916.74
	(b) Other operating income	1,267.62	531.04
	Total Revenue from operations	62,525.84	54,447.78
2	Other Income	2,327.07	2,109.25
	Total Income (1+2)	64,852.91	56,557.03
3	Expenses		
	(a) Cost of materials consumed	17,490.30	15,480.66
	(b) Purchases of stock-in-trade	-	-
	(c) Changes in inventories of finished goods, work-in-progress and stock-in-trade	(2,120.13)	(295.94)
	(d) Employee benefits expense	6,126.58	5,216.57
	(e) Finance costs	462.78	568.34
	(f) Depreciation and amortisation expenses	2,130.99	2,141.31
	(g) Manufacturing expenses	8,821.54	8,157.37
	(h) Research & Development expenses	9,021.54	9,914.54
	(i) Other expenses	3,366.72	3,067.13
	Total expenses	45,300.32	44,249.98
4	Profit before exceptional items and tax (1+2-3)	19,552.59	12,307.05
5	Exceptional Items	-	-
6	Profit before tax (4 - 5)	19,552.59	12,307.05
7	Tax Expenses		
	(a) Current tax	4,756.49	3,275.07
	(b) Deferred tax	2,427.35	313.25
8	Net Profit for the period / year (6-7)	12,368.75	8,718.73
9	Other Comprehensive Income		
9.A	(i) Items that will not be reclassified to profit or loss	(42.33)	(14.90)
	(ii) Income tax relating to items that will not be reclassified to profit or loss	14.65	5.16
9.B	(i) Items that will be reclassified to profit or loss	-	-
	(ii) Income tax relating to items that will be reclassified to profit or loss	-	-
	Total Other Comprehensive Income	(27.68)	(9.74)
	Total Comprehensive Income (8+9)	12,341.07	8,708.99
10	Paid-up equity share capital (face value of Rs. 1/- each)	1,272.82	1,272.82
11	Earning Per Share (EPS) for continuing operation (face value of Rs.1/- each):		
	a) Basic	9.70	6.84
	b) Diluted	9.70	6.84

See accompanying notes to the financial statements

SEGMENT WISE REVENUE, RESULTS TOTAL ASSETS AND LIABILITIES

	PARTICULARS	For the Year Ended	
		31-Mar-2018	31-Mar-2017
		Audited	Audited
1	SEGMENT REVENUE		
	a) Manufacturing (CRAMS)	59,687.64	51,670.07
	b) Services (DDDSS)	2,838.20	2,777.71
	c) Research & Development	-	-
	Total	62,525.84	54,447.78
	Less: Inter Segment Revenue	-	-
	Net Sales/Income from Operations	62,525.84	54,447.78
2	SEGMENT RESULTS (Profit/(Loss) before tax and interest)		
	a) Manufacturing (CRAMS)	27,778.79	21,634.85
	b) Services (DDDSS)	1,426.76	1,474.14
	c) Research & Development	(9,021.55)	(10,066.65)
	TOTAL	20,184.00	13,042.34
	Less: i) Finance Cost	281.59	376.38
	ii) Other Un-allocable expenditure /(income), net	349.82	358.91
	Total Profit Before Tax	19,552.59	12,307.05
3	SEGMENT ASSETS :		
	a) Manufacturing (CRAMS)	52,318.94	43,659.63
	b) Services (DDDSS)	3,976.77	2,818.98
	c) Research & Development	3,378.98	2,860.30
	d) Un allocated	31,678.04	32,232.01
	TOTAL	91,352.73	81,570.92
4	SEGMENT LIABILITIES :		
	a) Manufacturing (CRAMS)	8,276.13	8,119.53
	b) Services (DDDSS)	366.08	352.40
	c) Research & Development	2,339.90	2,721.35
	d) Un allocated	694.30	667.23
	TOTAL	11,676.41	11,860.51

Notes:

- 1) The above results were reviewed by Audit Committee and approved by the Board of Directors' Meeting held on 15th May 2018 and the same has been audited by the Statutory Auditors.
- 2) Corresponding Previous period figures have been regrouped / reclassified where ever necessary.

For SUVEN LIFE SCIENCES LTD



Place: Hyderabad
Date: 15th May, 2018

VENKAT JASTI
Chairman & CEO
DIN: 00278028

We Deliver

3) Statement of Asset and Liabilities

Particulars		As at 31-03-2018	As at 31-03-2017
		Audited	Audited
		Consolidated	Consolidated
ASSETS			
1	Non-current assets		
	Property, plant and equipment	30,494.25	30,447.56
	Capital work-in-progress	2,474.38	971.64
	Other intangible assets	278.31	124.83
	Financial assets		
	Investments	7.05	7.05
	Loans	3.79	3.35
	Other financial assets	612.33	583.93
	Deferred tax assets (net)	-	189.55
	Other non-current assets	1,259.73	71.63
	Total non-current assets	35,129.84	32,399.54
2	Current assets		
	Inventories	13,946.62	9,251.14
	Financial assets		
	Investments	27,872.56	30,088.91
	Trade receivables	6,153.81	4,583.32
	Cash and cash equivalents	2,031.68	868.80
	Bank balance other than cash and cash equivalents	51.12	48.21
	Loans	10.20	7.57
	Other financial assets	0.28	0.71
	Current tax assets (net)	340.34	642.41
	Other current assets	5,816.28	3,680.32
	Total current assets	56,222.89	49,171.39
	TOTAL ASSETS	91,352.73	81,570.93
EQUITY AND LIABILITIES			
1	Equity		
	Equity share capital	1,272.82	1,272.82
	Other equity	75,467.83	65,427.06
	Total equity	76,740.65	66,699.88
2	Liabilities		
	Non-current liabilities		
	Financial liabilities		
	Borrowings	138.52	2,593.21
	Provisions	368.68	283.50
	Other non-current liabilities	104.76	133.82
	Deferred tax liabilities (net)	2,323.71	-
	Total non-current liabilities	2,935.67	3,010.53
	Current liabilities		
	Financial liabilities		
	Borrowings	2,494.19	3,048.52
	Trade payables	5,681.58	3,793.97
	Other financial liabilities	1,985.31	3,664.04
	Other current liabilities	1,041.32	950.13
	Provisions (employee benefit obligations)	474.01	403.85
	Total current liabilities	11,676.41	11,860.51
	Total liabilities	14,612.08	14,871.04
	TOTAL EQUITY AND LIABILITIES	91,352.73	81,570.92



Auditor's Report on Quarterly Financial Results and Year to Date Standalone Financial Results of Suven Life Sciences Limited Pursuant to the Regulation 33 of the SEBI (Listing Obligations and Disclosure Requirements) Regulations, 2015

To

The Board of Directors of
Suven Life Sciences Limited

1. We have audited the accompanying Statement of Standalone Financial Results of **SUVEN LIFE SCIENCES LIMITED** ("the Company") for the quarter and year ended March 31, 2018 ("the Statement"), being submitted by the Company pursuant to the requirements of Regulation 33 of the SEBI (Listing Obligations and Disclosure Requirements) Regulations, 2015, as modified by Circular No. CIR/CFD/FAC/62/2016 dated July 5, 2016.
2. This Statement is the responsibility of the Company's Management and is approved by the Board of Directors. The Statement, as it relates to the quarter ended March 31, 2018, has been compiled from the related interim condensed standalone financial statements prepared in accordance with Indian Accounting Standard 34 "Interim Financial Reporting" ("Ind AS 34") and as it relates to the year ended March 31, 2018, has been compiled from the related annual standalone financial statements prepared in accordance with Indian Accounting Standards, prescribed under Section 133 of the Companies Act, 2013 read with relevant rules issued thereunder and other accounting principles generally accepted in India. Our responsibility is to express an opinion on the Statement based on our audits of such interim condensed standalone financial statements and annual standalone financial statements.
3. We conducted our audits in accordance with the Standards on Auditing issued by the Institute of Chartered Accountants of India. Those Standards require that we comply with ethical requirements and plan and perform the audit to obtain reasonable assurance about whether the Statement is free from material misstatement.

An audit involves performing procedures to obtain audit evidence about the amounts and the disclosures in the Statement. The procedures selected depend on the auditor's judgment, including the assessment of the risks of material misstatement of the Statement, whether due to fraud or error. In making those risk assessments, the auditor considers internal financial controls relevant to the Company's preparation and fair presentation of the Statement in order to design audit procedures that are appropriate in the circumstances, but not for the purpose of expressing an opinion on the effectiveness of the Company's internal financial control. An audit also includes evaluating the appropriateness of the accounting policies used and the reasonableness of the accounting estimates made by the Management, as well as evaluating the overall presentation of the Statement.

We believe that the audit evidence obtained by us, is sufficient and appropriate to provide basis for our audit opinion.

Other Matters

We did not audit the financial statements of Suven USA branch included in the standalone Ind AS financial statements of the company whose financial statements of the Company reflect total assets of Rs.106.88 lakhs as at 31st March, 2018 and total revenue of Rs.-Nil- for the year ended on that date. The financial statements of this branch have been audited by the branch auditor, whose reports have been furnished to us, and our opinion in so far as it relates to the amounts and disclosures included in respect of these branches, is based solely on the report of such branch auditor

15/05/2018

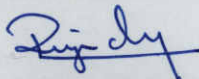


4. In our opinion and to the best of our information and according to the explanations given to us, the Statement:

(i) is presented in accordance with the requirements of Regulation 33 of the SEBI (Listing Obligations and Disclosure Requirements) Regulations, 2015, as modified by Circular No. CIR/CFD/FAC/62/2016 dated July 5, 2016; and

(ii) gives a true and fair view in conformity with the aforesaid Indian Accounting Standards and other accounting principles generally accepted in India of the profit, total comprehensive income and other financial information of the Company for the quarter and year ended March 31, 2018.

For **TUKARAM & CO.**
Chartered Accountants
ICAI Firm Regn. No.004436S



(RAJENDER REDDY K)
Partner
Membership No.231834

Place: Hyderabad
Date : 15/05/2018



15/05/2018



Auditor's Report on Year to Date Consolidated Financial Results of Suven Life Sciences Limited Pursuant to the Regulation 33 of the SEBI (Listing Obligations and Disclosure Requirements) Regulations, 2015

To
The Board of Directors of
Suven Life Sciences Limited

We have audited the yearly consolidated financial results of Suven Life Sciences Limited ('the Company') and its subsidiary (collectively referred to as 'the Group') for the year to date consolidated financial results for the period 1st April, 2017 to 31st March, 2018 attached herewith, being submitted by the company pursuant to the requirement of Regulation 33 of the SEBI (Listing Obligations and Disclosure Requirements) Regulations, 2015.

These yearly consolidated financial results as well as the year to date financial results have been prepared from the consolidated Ind AS interim financial statements, which are the responsibility of the Company's management. Our responsibility is to express an opinion on these consolidated financial results based on our audit of such consolidated Ind AS interim financial statements, which have been prepared in accordance with the recognition and measurement principles laid down in Indian Accounting Standard (Ind AS) for Interim Financial Reporting (Ind AS 34), prescribed under Section 133 of the Companies Act, 2013 read with relevant rules issued thereunder and other accounting principles generally accepted in India.

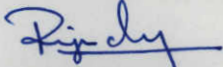
We conducted our audit in accordance with the auditing standards generally accepted in India. Those standards require that we plan and perform the audit to obtain reasonable assurance about whether the financial results are free of material misstatement. An audit includes examining, on a test basis, evidence supporting the amounts disclosed as financial results. An audit also includes assessing the accounting principles used and significant estimates made by management. We believe that our audit provides a reasonable basis for our opinion.

We did not audit the financial statements of Suven Neurosciences Inc, wholly owned subsidiary included in the consolidated Ind AS financial statements of the company whose financial statements of the Company reflect total assets of Rs.6,90,88,962 /- as at 31st March, 2018 total expenses of Rs.34,73,97,671/- and total revenue of Rs.-Nil- for the year ended on that date. The financial statements of the subsidiary have been audited by the other auditor, whose reports have been furnished to us, and our opinion in so far as it relates to the amounts and disclosures included in respect of these branches, is based solely on the report of such other auditor.

In our opinion and to the best of our information and according to the explanations given to us, this year to date consolidated financial results:

- (i) include the year to date financial results of the following entity:
 - (a) Suven Neurosciences Inc
- (ii) have been presented in accordance with the requirements of Regulation 33 of the SEBI (Listing Obligations Disclosure Requirements) Regulations, 2015 and SEBI circular dated 5th July 2016 in this regard; and
- (iii) give a true and fair view of the financial performance including other comprehensive income and other financial information for the year to date results for the period from 1st April 2017 to 31st March, 2018.

For TUKARAM & CO.,
Chartered Accountants
ICAI Firm Regn. No.004436S


(RAJENDER REDDY K)
Partner
Membership No.231834



Place: Hyderabad
Date : 15/05/2018



CS/NSE/BSE/AFR/2017-18
May 15, 2018

To
The Manager
Listing Department
National Stock Exchange of India Limited
Exchange Plaza, Bandra Kurla Complex
Bandra (E), Mumbai – 400 051
Stock Code: SUVEN–EQ

To
The General Manager
Department of Corporate Services
BSE Limited
25th Floor, P. J. Towers,
Dalal Street, Mumbai - 400 001
Stock Code: 530239

Dear Sir/Madam,

Sub: Regulation 33(3) of the SEBI (Listing Obligations and Disclosure Requirements) Regulations, 2015 – Declaration in respect of Audit Reports with unmodified opinion for the financial year ended 31st March 2018

.....

Pursuant to SEBI Circular No CIR/CFD/CMD/56/2016 dated May 27, 2016; we hereby declare that the Statutory Auditors of the Company, M/s. Tukaram & Co., Chartered Accountants have issued an Audit Reports with unmodified opinion on audited financial results (standalone & consolidated) for the quarter and year ended 31st March, 2018.

We request you to take this document on your record.

Thanking you,
Yours faithfully,
For **Suven Life Sciences Limited**

Venkateswarlu Jasti
Chairman & CEO

Suven Life Sciences Limited

Registered Office: 8-2-334 | SDE Serene Chambers | 6th Floor Road No.5 | Avenue 7
Banjara Hills | Hyderabad – 500 034 | Telangana | India | CIN: L24110TG1989PLC009713
Tel: 91 40 2354 1142/ 3311/ 3315 Fax: 91 40 2354 1152 Email: info@suven.com website: www.suven.com

News Release

Suven Revenue up by 15%; PAT up by 28% for the year ended March 2018

HYDERABAD, INDIA (15 May' 2018) – Suven Life Sciences Limited, a biopharmaceutical company specialized in CRAMS for global life science companies and drug discovery and developmental activities in Central Nervous System disorders, today announced its audited financial results for the quarter and year ended 31st March 2018. The audited financial results were reviewed by the audit committee and approved by the Board of Directors in their meeting held on 15th May' 2018 at Hyderabad.

Financial Highlights for the 4th Quarter ended March' 2018 (QoQ):

Growth in income	INR 2229 Mn vs 1669 Mn - up by 34%
Growth in PAT	INR 623 Mn vs 346 Mn - up by 80%
Growth in EBIDTA	INR 1003 Mn vs 547 Mn – up by 83%

Financial Highlights for the year ended March' 2018:

Growth in income	INR 6485 Mn vs 5656 Mn - up by 15%
Growth in PAT	INR 1584 Mn vs 1235 Mn - up by 28%
Growth in EBIDTA	INR 2562 Mn vs 1864 Mn - up by 37%

Suven's expenses on innovative R&D in Drug Discovery stood at INR 585 Mn (previous year INR 649 Mn) constituting 9.02% on revenue for the year ended Mar' 2018.

On consolidation of the accounts of Suven Neurosciences, Inc., USA, the wholly owned subsidiary, the PAT reduced to INR 1234 Mn (previous year INR 871 Mn) and expenditure on R&D increased to INR 902 Mn (previous year INR 991 Mn).

For more information on Suven please visit our Web site at <http://www.suven.com>

Risk Statement:

Except for historical information, all of the statements, expectations and assumptions, including expectations and assumptions, contained in this news release may be forward-looking statements that involve a number of risks and uncertainties. Although Suven attempts to be accurate in making these forward-looking statements, it is possible that future circumstances might differ from the assumptions on which such statements are based. Other important factors which could cause results to differ materially including outsourcing trends, economic conditions, dependence on collaborative programs, retention of key personnel, technological advances and continued success in growth of sales that may make our products/services offerings less competitive;

Suven Life Sciences Limited