



Sundram Fasteners Limited

Email: investorshelpdesk@sfl.co.in

May 9, 2018

REGISTERED & CORPORATE OFFICE
98-A, VII FLOOR
DR. RADHAKRISHNAN SALAI,
MYLAPORE, CHENNAI - 600 004, INDIA
TELEPHONE: +91 - 44 - 28478500
FAX : +91 - 44 - 28478508 / 28478510
PAN : AAACS8779D
CIN : L35999TN1962PLC004943
WEBSITE : www.sundram.com

National Stock Exchange of India Limited (NSE)

Scrip Code - SUNDRMFAST
Exchange Plaza, 5th Floor
Plot No.C/1, G Block
Bandra Kurla Complex, Bandra (East)
Mumbai - 400 051

By NEAPS

BSE Limited (BSE)

Scrip Code - 500403
Phiroze Jeejeebhoy Towers
Dalal Street, Fort,
Mumbai - 400 001

By Listing Centre

Dear Sir / Madam,

Audited Financial Results for the year ended March 31, 2018

With reference to our letter dated April 11, 2018 under Regulation 29 of the SEBI (Listing Obligations and Disclosure Requirements) Regulations, 2015 (SEBI LODR Regulations), we wish to inform you that the audited financial results (Standalone and Consolidated) for the year ended March 31, 2018 were approved by the Board of Directors of the Company at their meeting held *today (Wednesday, May 9, 2018)*.

Pursuant to Regulations 30 and 33 of the SEBI LODR Regulations, we submit the following disclosures:-

1. AUDITED FINANCIAL RESULTS

- Audited financial results (Standalone and Consolidated), including the newspaper publishing format, for the year ended March 31, 2018.
- Audit Report (Standalone and Consolidated) on the Audited financial results.
- Press Release on the Audited financial results.

Declaration pursuant to Regulation 33 of the SEBI LODR Regulations:

We hereby confirm and declare that the Audit Reports (Standalone and Consolidated) on the Audited Financial Results for the financial year ended March 31, 2018 contains UNMODIFIED opinion only.

2. ANNUAL GENERAL MEETING

The 55th Annual General Meeting of the Company will be at the Music Academy - T T Krishnamachari Auditorium (Main Hall), New No. 168, T T K Road, Royapettah, Chennai- 600 014 on **Friday, August 24, 2018** at 10.00 am.

The Board Meeting commenced at 10.30 a.m. and concluded at 1.20 p.m.

Thanking you,

Yours truly,
For SUNDRAM FASTENERS LIMITED


R Dilip Kumar
Vice President - Finance & Company Secretary



Intertek

STATEMENT OF AUDITED (STANDALONE AND CONSOLIDATED) FINANCIAL RESULTS FOR THE QUARTER AND YEAR ENDED 31 MARCH 2018

Rs. in Crores

Particulars	Standalone					Consolidated	
	Quarter ended		Year ended			Year ended	
	31-03-2018	31-12-2017	31-03-2017	31-03-2018	31-03-2017	31-03-2018	31-03-2017
	Audited	Unaudited	Audited	Audited	Audited	Audited	Audited
1 Income							
Revenue from operations #	945.45	848.13	848.03	3,449.04	3,171.54	3,887.81	3,541.95
Other income	17.34	0.98	0.09	29.62	12.92	23.20	15.41
Total income	962.79	849.11	848.12	3,478.66	3,184.46	3,911.01	3,557.36
2 Expenses							
Cost of materials consumed	385.24	362.43	299.73	1,382.68	1,164.81	1,520.00	1,260.64
Changes in inventories of finished goods and work-in-progress	4.12	(15.17)	13.05	(15.95)	(20.67)	(27.77)	(19.50)
Excise duty	-	-	56.08	52.93	224.27	56.58	239.05
Employee benefits expense	86.17	81.66	77.05	328.27	296.40	413.00	377.00
Finance costs	12.31	0.48	(1.24)	32.56	36.32	37.45	39.13
Depreciation and amortisation expense	25.17	24.27	18.92	98.07	89.77	112.33	104.49
Other expenses	304.06	268.82	266.25	1,080.37	966.59	1,245.49	1,095.66
Total expenses	817.07	722.49	729.84	2,958.93	2,757.49	3,357.08	3,096.47
3 Profit before exceptional items and tax (1-2)	145.72	126.62	118.28	519.73	426.97	553.93	460.89
4 Exceptional items	-	-	(2.37)	-	(2.37)	-	(2.37)
5 Profit before tax (3+4)	145.72	126.62	115.91	519.73	424.60	553.93	458.52
6 Tax expense							
a) Current tax	42.20	33.24	28.03	134.32	101.36	148.98	112.29
b) Deferred tax	8.30	1.72	0.22	17.94	7.76	16.78	8.05
Total tax expense	50.50	34.96	28.25	152.26	109.12	165.76	120.34
7 Profit for the year (5-6)	95.22	91.66	87.66	367.47	315.48	388.17	338.18
8 Other comprehensive income							
Items that will not be reclassified to profit or loss							
(i) Re-measurement gains / (losses) on defined benefit plans	(3.47)	0.68	(0.12)	0.56	(1.98)	0.51	(1.55)
(ii) Income tax effect on above	0.29	-	(0.29)	0.29	(0.29)	0.33	(0.29)
(iii) Fair value gains on equity instruments	33.06	0.29	3.60	36.20	4.81	36.39	4.99
(iv) Income tax effect on above	(11.65)	-	-	(11.65)	-	(11.65)	-
Items that will be reclassified to profit or loss							
(i) Exchange differences on translation of foreign operations	-	-	-	-	-	0.32	(0.18)
(ii) Income tax effect on above	-	-	-	-	-	-	-
Total Other comprehensive income	18.23	0.97	3.19	25.40	2.54	25.90	2.97
9 Total comprehensive income for the period (7+8)	113.45	92.63	90.85	392.87	318.02	414.07	341.15
10 Net Profit / (loss) attributable to							
a) Owners of the Company	95.22	91.66	87.66	367.47	315.48	386.57	337.51
b) Non controlling interest	-	-	-	-	-	1.60	0.67
11 Other comprehensive income attributable to							
a) Owners of the Company	18.23	0.97	3.19	25.40	2.54	25.90	3.48
b) Non controlling interest	-	-	-	-	-	-	(0.51)
12 Total comprehensive income attributable to							
a) Owners of the Company	113.45	92.63	90.85	392.87	318.02	412.47	340.99
b) Non controlling interest	-	-	-	-	-	1.60	0.16
13 Paid-up equity share capital (face value of Re 1/- each fully paid up)	21.01	21.01	21.01	21.01	21.01	21.01	21.01
14 Earnings per share (EPS) (face value of Re 1/- each)							
(i) Basic (in Rs.) (not Annualised)	4.53	4.36	4.17	17.49*	15.01*	18.40*	16.06*
(ii) Diluted (in Rs.) (not Annualised)	4.53	4.36	4.17	17.49*	15.01*	18.40*	16.06*

* Annualised

The Government of India has implemented Goods and Service Tax ("GST") from 1 July 2017 replacing excise duty, service tax and other indirect taxes. As per Ind AS 18, the revenue for the quarter and year ended 31 March 2018, is reported net of GST. Had the previously reported revenue shown net of excise duty, comparative revenue of the Company would have been as follows:-

	Standalone					Consolidated	
	Quarter ended		Year ended			Year ended	
	31-03-2018	31-12-2017	31-03-2017	31-03-2018	31-03-2017	31-03-2018	31-03-2017
Revenue from operations	945.45	848.13	791.95	3,396.11	2,947.27	3,831.23	3,302.90

Sundram Fasteners Limited

CIN : L35999TN1962PLC004943

Registered & Corporate Office :
98-A, VII Floor,
Dr Radhakrishnan Salai, Mylapore, Chennai - 600 004

Telephone: +91-44-28478500 |
Fax : +91-44-28478510
Email:investorshelpdesk@sfl.co.in Website:
www.sundram.com

Notes:

1 Statement of Assets and Liabilities

Rs. in Crores

Particulars	Standalone		Consolidated	
	As at 31-03-2018	As at 31-03-2017	As at 31-03-2018	As at 31-03-2017
	Audited	Audited	Audited	Audited
ASSETS				
Non-current assets				
Property, plant and equipment	1,034.11	916.55	1,143.80	1,018.14
Capital work-in-progress	31.54	50.43	110.88	69.19
Investment property	0.46	0.48	8.57	8.88
Goodwill	-	-	3.34	3.34
Other intangible assets	-	-	0.51	0.74
Financial assets				
- Investments	359.23	320.58	66.59	29.78
- Loans	1.92	2.46	2.05	2.61
- Others	20.03	25.66	23.84	29.53
Deferred tax assets, net	-	-	0.37	0.25
Other tax assets, net	26.71	20.95	32.79	26.32
Other non-current assets	96.99	78.99	141.00	118.34
	1,570.99	1,416.10	1,533.74	1,307.12
Current assets				
Inventories	446.72	392.78	523.18	449.03
Financial assets				
- Investments	-	-	3.52	2.68
- Trade receivables	677.97	564.26	793.61	654.14
- Cash and cash equivalents	7.78	6.14	30.65	37.14
- Bank balances other than those mentioned in cash and cash equivalents	3.10	2.35	4.51	2.41
- Loans	6.78	6.73	1.14	1.07
- Others	5.49	6.55	9.70	8.62
Other tax assets, net	-	-	1.09	1.12
Other current assets	61.51	51.83	86.28	64.39
	1,209.35	1,030.64	1,453.68	1,220.60
Total assets	2,780.34	2,446.74	2,987.42	2,527.72
EQUITY AND LIABILITIES				
Equity				
Equity share capital	21.01	21.01	21.01	21.01
Other equity	1,567.99	1,292.05	1,510.09	1,215.12
Total equity attributable to owners of the Company	1,589.00	1,313.06	1,531.10	1,236.13
Non controlling interest	-	-	7.51	6.75
Total equity	1,589.00	1,313.06	1,538.61	1,242.88
Liabilities				
Non-current liabilities				
Financial liabilities				
- Borrowings	97.77	99.07	218.08	150.03
- Trade payables	-	-	0.24	0.26
Provisions	7.14	6.50	8.93	8.23
Deferred tax liabilities, net	120.62	68.40	123.85	72.65
Other tax liabilities, net	6.39	2.26	6.39	2.25
	231.92	176.23	357.49	233.42
Current liabilities				
Financial liabilities				
- Borrowings	367.13	455.29	382.74	469.69
- Trade payables	353.88	299.27	450.43	350.87
- Other financial liabilities	202.39	162.70	208.04	182.42
Other current liabilities	9.68	19.89	14.28	24.85
Provisions	18.47	13.45	20.14	14.57
Other tax liabilities, net	7.87	6.85	15.69	9.02
	959.42	957.45	1,091.32	1,051.42
Total liabilities	1,191.34	1,133.68	1,448.81	1,284.84
Total equity and liabilities	2,780.34	2,446.74	2,987.42	2,527.72

Sundram Fasteners Limited


CIN : L35999TN1962PLC004943

Registered & Corporate Office :
98-A, VII Floor,
Dr Radhakrishnan Salai, Mylapore, Chennai - 600 004
Telephone: +91-44-28478500 | Fax : +91-44-28478510
Email: investorshelpdesk@sfl.co.in
Website: www.sundram.com

Notes:

- 2 The above standalone and consolidated financial results were reviewed and recommended by the Audit Committee and thereafter approved by the Board of Directors in their respective meetings held on 9 May 2018. The Statutory Auditors have carried out an audit for the year ended 31 March 2018 and have issued an unqualified report thereon.
- 3 The standalone and consolidated financial results of the Company have been prepared in accordance with Indian Accounting Standards ("Ind AS") as prescribed under Section 133 of the Companies Act, 2013 read with relevant rules thereunder and in terms of Regulation 33 of the SEBI (Listing Obligations and Disclosure Requirements) Regulation, 2015 and SEBI Circular dated 5 July 2016.
- 4 **Standalone revenue from operations for the year ended 31 March 2018 includes exports of Rs. 1,144.46 crores (corresponding previous year - Rs. 1,044.11 crores).
Other income for the year ended 31 March 2018 includes foreign exchange gain of Rs. 11.64 crores (corresponding previous year foreign exchange loss of Rs. 11.65 crores included in other expenses).**
- 5 The Board of Directors has decided to pay an interim dividend of Rs.2.70/- per share (270%) for the financial year ended 31 March 2018 to the members/beneficial owners as on the Record Date i.e. 19 May 2018.
- 6 Standalone finance cost for the quarter and year ended 31 March 2018 includes applicable net loss on foreign currency transactions and translation to the extent regarded as borrowing costs of Rs. 9.78 crores (corresponding previous period exchange gain of Rs. 8.39 crores) and Rs. 13.76 crores (corresponding previous year exchange loss of - Rs. 6.01 crores) respectively.
- 7 The Company has only one reportable segment.
- 8 Previous year/period's figures have been regrouped, wherever necessary, to conform to the current year/period's classification.
- 9 The figures for the quarters ended 31 March 2018 and 31 March 2017 are the balancing figures between audited figures in respect of the full financial years and the published unaudited year to date figures upto the end of the third quarter of the relevant financial year, which are subjected to limited review.
- 10 The consolidated financial results include the financial results of Sundram Fasteners Limited and the financial results of its subsidiaries and step down subsidiaries, TVS Upasana Limited, TVS Infotech Limited, Sundram Fasteners Investments Limited, Sundram Non-Conventional Energy Systems Limited, Sundram Precision Components Limited, TVS Next Private Limited, TVS Infotech Inc., USA, Cramlington Precision Forge Limited, UK, Sundram Fasteners (Zhejiang) Limited, Republic of China, Sundram International Inc., USA and Sundram International Limited, UK.

Chennai
9 May 2018

For Sundram Fasteners Limited

Chairman

Sundram Fasteners Limited

CIN : L35999TN1962PLC004943

Registered & Corporate Office :
98-A, VII Floor, Dr Radhakrishnan Salai,
Mylapore, Chennai - 600 004
Telephone: +91-44-28478500
Fax : +91-44-28478510
Email:investorshelpdesk@sfl.co.in
Website: www.sundram.com

STATEMENT OF AUDITED (STANDALONE AND CONSOLIDATED) FINANCIAL RESULTS FOR THE QUARTER AND YEAR ENDED 31 MARCH 2018

(Rs. in crores)

Sl. No.	Particulars	Standalone				Consolidated	
		Quarter ended		Year ended		Year ended	
		31-03-2018	31-03-2017	31-03-2018	31-03-2017	31-03-2018	31-03-2017
1.	Total Income from Operations #	945.45	848.03	3,449.04	3,171.54	3,887.81	3,541.95
2.	Net Profit / (Loss) for the period (before tax and Exceptional item)	145.72	118.28	519.73	426.97	553.93	460.89
3.	Net Profit / (Loss) for the period (before tax and after Exceptional items)	145.72	115.91	519.73	424.60	553.93	458.52
4.	Net Profit / (Loss) for the period (after tax, and Exceptional items)	95.22	87.66	367.47	315.48	388.17	338.18
5.	Total Comprehensive Income for the period [Comprising Profit / (Loss) for the period (after tax) and Other Comprehensive Income (after tax)]	113.45	90.85	392.87	318.02	414.07	341.15
6.	Equity Share Capital (Face Value of Re 1 each fully paid up)	21.01	21.01	21.01	21.01	21.01	21.01
7.	Earnings Per Share (for continuing and discontinued operations) (Face value of Re 1/- each) (not annualised) (In Rs.)						
	(a) Basic	4.53	4.17	17.49	15.01	18.40	16.06
	(b) Diluted	4.53	4.17	17.49	15.01	18.40	16.06


The Government of India has implemented Goods and Service Tax ("GST") from 1 July 2017 replacing excise duty, service tax and other indirect taxes. As per Ind AS 18, the revenue for the quarter and year ended 31 March 2018, is reported net of GST. Had the previously reported revenue shown net of excise duty, comparative revenue of the Company would have been as follows:-

	Standalone				Consolidated	
	Quarter ended		Year ended		Year ended	
	31-03-2018	31-03-2017	31-03-2018	31-03-2017	31-03-2018	31-03-2017
Revenue from operations	945.45	791.95	3,396.11	2,947.27	3,831.23	3,302.90

Note:

- The above is an extract of the detailed format of quarterly standalone financial results filed with the Stock Exchanges under Regulation 33 of the SEBI (Listing Obligations and Disclosure Requirements) Regulations, 2015.
- The Statutory Auditors have carried out an audit for the year ended 31 March 2018 and have issued an unqualified report thereon.
- The full format of the financial results are available on the Stock Exchange websites, www.bseindia.com and www.nseindia.com and on the Company's website www.sundram.com.

Place : Chennai
Date : May 9, 2018

For Sundram Fasteners Limited

Chairman

BSR & Co. LLP

Chartered Accountants

KRM Tower, 1st & 2nd Floor,
No 1, Harrington Road, Chetpet,
Chennai - 600 031, India.

Telephone : +91 44 4608 3100
Fax : +91 44 4608 3199

Auditor's Report on Standalone financial results of Sundram Fasteners Limited pursuant to the Regulation 33 of the SEBI (Listing Obligations and Disclosure Requirements) Regulations, 2015

To
The Board of Directors of Sundram Fasteners Limited

We have audited the accompanying Statement of standalone financial results of Sundram Fasteners Limited ('the Company') for the year ended March 31, 2018 ('standalone financial results'), attached herewith, being submitted by the Company pursuant to the requirements of Regulation 33 of the Securities and Exchange Board of India (Listing Obligations and Disclosure Requirements) Regulations, 2015 ('SEBI Listing Regulations'). Attention is drawn to the fact that the figures for the quarter ended March 31, 2018 and the corresponding quarter ended in the previous year as reported in these standalone financial results are the balancing figures between audited figures in respect of the full financial year and the published year to date figures upto the end of the third quarter of the relevant financial year. Also, the figures up to the end of the third quarter had only been reviewed and not subjected to audit.

These standalone financial results have been prepared on the basis of the audited annual standalone financial statements and reviewed quarterly standalone financial results upto the end of the third quarter, which are the responsibility of the Company's management. Our responsibility is to express an opinion on these standalone financial results based on our audit of the annual standalone financial statements, which have been prepared in accordance with the recognition and measurement principles laid down in the Companies (Indian Accounting Standards) Rules, 2015, as per Section 133 of the Companies Act, 2013 and other accounting principles generally accepted in India and in compliance with SEBI Listing Regulations.

We conducted our audit in accordance with the auditing standards generally accepted in India. Those standards require that we plan and perform the audit to obtain reasonable assurance about whether the standalone financial results are free of material misstatements. An audit includes examining, on a test basis, evidence supporting the amounts disclosed as financial results. An audit also includes assessing the accounting principles used and significant estimates made by management. We believe that our audit provides a reasonable basis for our opinion.

Corresponding figures for the period/ year ended March 31, 2017 included in the standalone financial results were audited by the predecessor auditor who expressed an unmodified opinion vide their audit report dated May 24, 2017 on the annual standalone financial results for the year ended on March 31, 2017.

In our opinion and to the best of our information and according to the explanations given to us, these standalone financial results:

- (i) are presented in accordance with the requirements of Regulation 33 of the SEBI Listing Regulations in this regard; and
- (ii) give a true and fair view of the net profit and other financial information for the year ended March 31, 2018.

for **BSR & Co. LLP**
Chartered Accountants

Firm Registration Number: 101248W/W- 100022


S Sethuraman

Partner

Membership No.: 203491

Place: Chennai
Date: May 9, 2018

B S R & Co. LLP

Chartered Accountants

KRM Tower, 1st & 2nd Floor,
No 1, Harrington Road, Chetpet,
Chennai - 600 031, India.

Telephone : +91 44 4608 3100
Fax : +91 44 4608 3199

Auditor's Report on Consolidated financial results of Sundram Fasteners Limited pursuant to the Regulation 33 of the SEBI (Listing Obligations and Disclosure Requirements) Regulations, 2015

To
The Board of Directors of Sundram Fasteners Limited

We have audited the accompanying Statement of consolidated financial results of Sundram Fasteners Limited ('the Company') and its subsidiaries (collectively referred to as 'the Group') (refer to note 10 of the financial results) for the year ended March 31, 2018 ('consolidated financial results'), attached herewith, being submitted by the Company pursuant to the requirements of Regulation 33 of the Securities and Exchange Board of India (Listing Obligations and Disclosure Requirements) Regulations, 2015 ('SEBI Listing Regulations').

These consolidated financial results have been prepared on the basis of the audited annual consolidated financial statements which is the responsibility of the Company's management. Our responsibility is to express an opinion on these consolidated financial results based on our audit of the annual consolidated financial statements, which have been prepared in accordance with the recognition and measurement principles laid down in the Companies (Indian Accounting Standards) Rules, 2015, as per Section 133 of the Companies Act, 2013 and other accounting principles generally accepted in India and in compliance with SEBI Listing Regulations.

We conducted our audit in accordance with the auditing standards generally accepted in India. Those standards require that we plan and perform the audit to obtain reasonable assurance about whether the consolidated financial results are free of material misstatements. An audit includes examining, on a test basis, evidence supporting the amounts disclosed as financial results. An audit also includes assessing the accounting principles used and significant estimates made by management. We believe that our audit provides a reasonable basis for our opinion.

We did not audit the financial statements / financial information of seven subsidiaries including step down subsidiaries included in the consolidated financial results, whose annual financial statements / financial information reflect total assets of Rs. 619.51 crores as well as total revenue of Rs. 315.51 crores as of and for the year ended March 31, 2018. These annual financial statements / financial information have been audited by other auditors whose reports have been furnished to us, and our opinion on the consolidated financial results, to the extent they have been derived from such annual financial statements / financial information is based solely on the report of such other auditors. Our opinion is not modified in respect of this matter.

Certain of these subsidiaries are located outside India whose annual financial statements / financial information for the year ended December 31, 2017 included in the consolidated financial results, have been prepared in accordance with accounting principles generally accepted in their respective countries and which have been audited by other auditors under generally accepted auditing standards applicable in their respective countries. The Company's management has converted the annual financial statements / financial information of these subsidiaries located outside India from accounting principles generally accepted in their respective countries to accounting principles generally accepted in India. We have audited these conversion adjustments made by the Company's management and our opinion on the consolidated financial results, to the extent they have been derived from such annual financial statements / financial information is based solely on the report of such other auditors and the conversion adjustments prepared by the management of the Company and audited by us. Our opinion is not modified in respect of this matter.



Auditor's Report on Consolidated financial results of Sundram Fasteners Limited pursuant to the Regulation 33 of the SEBI (Listing Obligations and Disclosure Requirements) Regulations, 2015

Page 2 of 2 (continued)

We did not audit the financial statements / financial information of two subsidiaries included in the consolidated financial results, whose annual financial statements / financial information reflect total assets of Rs. 7.14 crores as well as total revenue of Rs. 23.06 crores as of and for the year ended March 31, 2018. These annual financial statements / financial information are unaudited and have been furnished to us by the management and our opinion on the consolidated financial results, to the extent they have been derived from such annual financial statements / financial information is based solely on such unaudited financial statements / financial information. In our opinion and according to the information and explanations given to us by the management, these financial statements / financial information are not material to the Group. Our opinion is not modified in respect of this matter.


Corresponding figures for the year ended March 31, 2017 included in the consolidated financial results were audited by the predecessor auditor who expressed an unmodified opinion vide their audit report dated May 24, 2017 on the annual consolidated financial results for the year ended on March 31, 2017.

In our opinion and to the best of our information and according to the explanations given to us and based on the consideration of reports of other auditors, these consolidated financial results:

- (i) are presented in accordance with the requirements of Regulation 33 of SEBI Listing Regulations in this regard; and
- (ii) give a true and fair view of the net profit and other financial information of the Group for the year ended March 31, 2018.

for BSR & Co. LLP
Chartered Accountants

Firm Registration Number: 101248W/W- 100022



S Sethuraman
Partner

Membership No.: 203491

Place: Chennai
Date: May 9, 2018



Sundram Fasteners Limited

REGISTERED & CORPORATE OFFICE

98-A, VII FLOOR, DR. RADHAKRISHNAN SALAI, MYLAPORE, CHENNAI - 600 004. INDIA

PRESS RELEASE

Key Highlights for the year ended 31st March, 2018

Sundram Fasteners Ltd (Standalone) has registered its best ever performance during the year ended 31st March, 2018

Total Revenue (net of excise duty) – Rs. 3,425.73 crores [Rs. 2,960.19 crores] an increase of 15.7%.

PBIDT – Rs.650.36 crores [Rs. 553.06 crores] an increase of 17.6%

PBT – Rs.519.73 crores – [Rs. 424.60 crores] an increase of 22.4%

PAT – Rs.367.47 crores – [Rs.315.48 crores] an increase of 16.5%

Domestic sales, net of excise duties were at Rs.2,146.76 crores as against Rs.1,836.61 crores an increase of 16.9%, in the light of increase in production of passenger vehicles, utility vehicles, light commercial vehicle and two wheelers. The export sales were at Rs.1,144.46 crores as against Rs. 1,044.11 crores an increase of 9.6% despite rupee remained strong during the year.

The company has enjoyed a double digit compounded annual growth rate (CAGR) of sales for the last five years.

FY 2017-18– Annual Performance

The Earnings before interest and depreciation was at Rs.650.36 crores (Rs.553.06 crores), an increase of 17.6%. The finance cost was at Rs. 32.56 crores (Rs. 36.32 crores). The prudent working capital management and competitive sourcing of funds have enabled the Company to contain its interest costs.

The Net profit of the Company was at Rs.367.47 crores as against Rs.315.48 crores in the previous year, registering an increase of 16.5%.

The earning per share (EPS) for the year was at Rs. 17.49 per share against Rs. 15.01 per share in the previous year.



Sundram Fasteners Limited

REGISTERED & CORPORATE OFFICE

98-A, VII FLOOR, DR. RADHAKRISHNAN SALAI, MYLAPORE, CHENNAI - 600 004. INDIA

Q4-FY 2017-18 Performance

The Company's total revenue recorded an increase of 21.6% in the fourth quarter at Rs. 962.79 crores (Rs.792.04 crores). The Net Profit for the quarter was at Rs. 95.22 crores (Rs. 87.66 crores).

Consolidated financials

The company's consolidated revenues posted an increase of 16.2% for the year at Rs. 3,854.43 crores (Rs. 3,318.31 crores). The consolidated net profit recorded an increase of 14.8% at Rs. 388.17 crores (Rs. 338.18 crores).

The consolidated earning per share (EPS) for the year was at Rs. 18.40 per share against Rs. 16.06 per share in the previous year.

The company's subsidiary company, Sundram Fasteners (Zhejiang) Ltd (SFZL), operating in Zhejiang, China has established a state of the art foundry facility with an initial capacity of 10000 MT as a part of backward integration to SFZL's products.

Dividends

The Board had earlier during the year, declared an interim dividend of Rs. 1.90 per share (190%) and the same was paid in November 2017. The directors have decided to pay a second interim dividend of Rs. 2.70 per share (270%), which together with the interim dividend declared and paid earlier would amount to a total dividend of Rs. 4.60 per share (460%) for the financial year 2017-18.
