

OM METALS INFRAPROJECTS LTD.

NBCC PLAZA TOWER III, 4TH FLOOR, SECTOR V, PUSHP VIHAR, SAKET, NEW DELHI-110017
Email ID info@ommetals.com website: www.ommetals.com Phone: 011-29565552/53/54/55 Fax: 011-29565551
CIN NO L27203RJ1971PLC003414

Date: 30th May, 2018

To,

Corporate Service Department, Bombay Stock Exchange, Phiroze Jeejeebhy Towers, Dalal Street, Mumbai-400001 Fax No. 022- 22723121/3027/2039/2061/2041	Listing Department, National Stock Exchange Of India Limited Exchange Plaza, C-1 Block G Bandra Kurla Complex, Bandra (E), Mumbai Fax No. 022- 26598237/38;66418126
---	---

Dear Sir/ Madam,

Sub: Audited Financial Results for the year ended 31st March, 2018

With reference to the above captioned subject, we would like to inform you that at the Board Meeting held today on 30th May, 2018, the Board has inter-alia considered and adopted Audited standalone and consolidated Financial Results for the year ended 31st March, 2018

Also find enclosed herewith the followings:

1. Audited Standalone Financial Results for the year ended 31st March, 2018
2. Standalone Audit Report with modified opinion
3. Statement of impact of audit qualification on standalone
4. Audited Consolidation. Financial Results for the year ended 31st March, 2018
5. Consolidation Audit Report with modified opinion
6. Statement of impact of audit qualification on consolidation

Further, the Board Meeting commenced at 02.00 p.m and concluded at 11.45 p.m.

Regd Off:- J-28, Subhas Marg,
C-Scheme, Jaipur-302001
Phone:-0141-4037740/41/42, 4044284,
Fax:-0141-4044283

Head Office:- B-117/118, Indraprastha Ind Area,
Kota (Raj.)-324005
Phone:-0744-2425107, 2420756
Fax:-0744-2438069

OM METALS INFRAPROJECTS LTD.

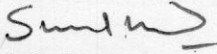
NBCC PLAZA TOWER III, 4TH FLOOR, SECTOR V, PUSHP VIHAR, SAKET, NEW DELHI-110017
Email ID info@ommetals.com website: www.ommetals.com Phone: 011-29565552/53/54/55 Fax: 011-29565551
CIN NO L27203RJ1971PLC003414

Kindly take the same on your records.

Thanking You

Yours faithfully

For Om Metals Infraprojects Limited



Sunil Kothari
Managing Director
DIN: 00220940

Regd Off:- J-28, Subhas Marg,
C-Scheme, Jaipur-302001
Phone:-0141-4037740/41/42,4044284,
Fax:-0141-4044283

Head Office:- B-117/118, Indraprastha Ind Area,
Kota (Raj.)-324005
Phone:-0744-2425107, 2420756
Fax:-0744-2438069



OM METALS INFRAPROJECTS LTD

(Formerly Om Metals Ltd)

4th floor, NBCC Plaza, Pushp Vihar, Sector-5, Saket, New Delhi-110017
Ph: 011 - 29665552/ 53/ 54/ 55 Fax: 011 - 29665551
E-mail: info@ommetals.com, kothari@ommetals.com Website: www.ommetals.com



AN ISO 9001:2009 Certified Co.

CIN NO L27203RJ1971PLC003414

ISIN - INE239D01028

Stock Code - BSE-531092

SYMBOL - NSE - OMMETALS

Statement of audited Standalone and Consolidated Financial Results for the quarter and year ended 31st March 2018

PART I

(Rs. In lacs)

S. No.	PARTICULARS	STANDALONE					CONSOLIDATED	
		QUARTER ENDED			YEAR ENDED		YEAR ENDED	
		Quarter ended 31/03/2018	Quarter ended 31/12/2017	Quarter ended 31/03/2017	Year ended 31/03/2018	Year ended 31/03/2017	Year ended 31/03/2018	Year ended 31/03/2017
		Audited	Unaudited	Audited	Audited	Audited	Audited	Audited
	{1}	{2}	{3}	{4}	{5}	{6}	{7}	
1	Income							
	Income from Operations	10750.62	5482.48	8780.37	29801.44	24942.72	30972.97	
	Other Income	552.62	-487.83	433.74	1439.53	1402.10	1112.73	
	Total Income	11303.24	4994.65	9214.11	31240.97	26344.82	32085.70	
2	Expenses							
	(a) Cost of materials consumed	3301.40	1613.86	3457.29	9747.79	10748.12	11059.26	
	(b) Purchases of stock-in-trade	22.40	0.00	0.00	22.40	0.00	22.31	
	(c) Changes in inventories of finished goods, work-in-progress and stock-in-trade	-2256.79	497.40	-1313.48	(534.86)	-2333.99	-2967.32	
	(d) Excise duty exp	0.00	0.00	244.28	377.74	601.35	377.74	
	(e) Employee benefits expense	808.63	451.97	469.68	2090.40	1970.20	2175.92	
	(f) Finance costs	361.03	105.88	784.08	1656.81	1862.90	1954.84	
	(g) Depreciation and amortisation expense	316.78	307.80	335.07	1199.53	1141.76	1201.32	
	(h) Other expenses(Any item exceeding 10% of the total expenses relating to continuing operations to be shown separately)	6237.11	1353.68	3543.36	11885.29	9587.21	13291.79	
	Total Expenses	8790.56	4330.59	7520.28	26445.11	23577.55	27115.86	
3	Total Profit before exceptional items and tax	2512.68	664.06	1693.83	4795.87	2767.27	4969.84	
4	Exceptional Items	0.00	0.00	0.00	0.00	0.00	0.00	
5	Total Profit before tax	2512.68	664.06	1693.83	4795.87	2767.27	4969.84	
6	Tax expenses							
	Current Tax	1479.13	146.71	280.25	1888.53	664.75	1941.35	
	Deferred tax	-196.82	0.00	112.65	-196.82	112.65	-177.90	
	Total Tax Exp.	1282.31	146.71	392.90	1691.71	777.40	1763.44	
7	Net movement in regulatory deferral account balances related to profit or loss and the related deferred tax movement	0.00	0.00	0.00	0.00	0.00	0.00	
8	Net Profit Loss for the period from continuing operations	1230.37	517.35	1300.92	3104.16	1989.86	3206.39	
9	Profit (loss) from discontinued operations before tax	0.00	-8.99	0.00	1656.67	0.00	1656.67	
10	Tax expense of discontinued operations	0.00	13.15	0.00	317.15	0.00	317.15	
11	Net profit (loss) from discontinued operation after tax	0.00	-22.14	0.00	1339.52	0.00	1339.52	
12	Share of profit (loss) of associates and joint ventures accounted for using equity method	0.00	0.00	0.00	0.00	0.00	-439.72	
13	Total profit (loss) for period	1230.37	495.21	1300.92	4443.68	1989.86	4106.19	
14	Other comprehensive income net of taxes	1.80	0.00	-1.13	1.80	-1.13	1.5	
15	Total Comprehensive Income for the period	1232.17	0.00	1299.79	4445.48	1988.73	4107.69	
16	Total profit or loss, attributable to							
	Profit or loss, attributable to owners of parent							
	Total profit or loss, attributable to non-controlling interests							
17	Total Comprehensive Income for the period attributable to							
	Comprehensive income for the period attributable to owners of parent							
	Total comprehensive income for the period attributable to owners of parent non-controlling interests							
18	Details of equity share capital							
	Paid-up equity share capital	963.04	963.04	963.04	963.04	963.04	963.04	
	Face value of equity share capital	1	1	1	1	1.00	1.00	
19	Details of debt securities							
	Paid-up debt capital	0.00	0.00	0.00	0.00	0.00	0.00	
	Face value of debt securities	0.00	0.00	0.00	0.00	0.00	0.00	
	Reserves excluding revaluation reserve	63139.74	60594.74	59344.55	63139.74	59344.55	62100.76	
	Debt redemption reserve	0.00	0.00	0.00	0.00	0.00	0.00	
20	Earnings per share							
	Earnings per equity share for continuing operations							
	Basic earnings (loss) per share from continuing operations	1.28	0.54	1.35	3.23	2.07	3.33	
	Diluted earnings (loss) per share from continuing operations	1.28	0.54	1.35	3.23	2.07	3.33	
	Earnings per equity share for discontinued operations							
	Basic earnings (loss) per share from discontinued operations	0.00	-0.02	0.00	1.39	0.00	1.39	
	Diluted earnings (loss) per share from discontinued operations	0.00	-0.02	0.00	1.39	0.00	1.39	
21	Earnings per equity share							
	Basic earnings (loss) per share from continuing and discontinued operations	1.28	0.52	1.35	4.62	2.07	4.72	
	Diluted earnings (loss) per share from continuing and discontinued operations	1.28	0.52	1.35	4.62	2.07	4.72	
25	Disclosure of notes on financial results							

- Note:
- The above audited Results for Quarter and year ended 31 March 2018 have been reviewed by audit committee and approved by the board of Directors at their respective meeting held on 30 May 2018.
 - These financial results have been prepared in accordance with Indian Accounting Standards (Ind AS) prescribed under Section 133 of the Companies Act 2013 read with the relevant Rules thereunder and in terms of Regulation 33 of the SEBI (Listing obligations & Disclosure Requirements) Regulations 2015 and SEBI Circular dated 5 July 2016. Beginning 1 April 2017, the company has for first time adopted Ind AS with a transition date of 1 April 2016. Consequently, erstwhile Indian Generally Accepted Accounting Principles (Previous GAAP) results for the year ended 31 March 2017 have been restated to make them comparable. The figures for the quarter ended Dec 2017 is not including the revenue and exp. (line by line) for the Jointly control operations whereas the figures of Quarter March ended 2018 includes the line by line revenue and exp of jointly controlled operations. The net impact of turnover of joint operations not reflected in quarter ended Dec 2017 is Rs.1045 lacs.
 - Recently secured contract of Arun III, Rwanda, Ghana and Kundah is in preliminary stage of execution and turnover from these will be generated in coming quarters.

For Om Metals Infraprojects Ltd.

Managing Director
Sunil Kothari
DIN No 00220940

Place : New Delhi
Date : 30.05.2018

Head Office:
B-117/118, Indraprastha Ind. Area,
Kota-324005, Rajasthan (India)
Tel: 91-744-2425107, 2420756 Fax: 91-744-2438069
E-mail: kota@ommetals.com

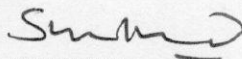
Regd. Office:
J28 Subhash Marg, C Scheme,
Jaipur-302001(India)
Tel: 91-141-5163333 Fax: 91-141-4044283
E-mail: jaipur@ommetals.com

Segment wise Revenue, Results and Capital Employed

(Rs. In lacs)

S.No.	PARTICULARS	STANDALONE QUARTER ENDED			STANDALONE YEAR ENDED	
		Quarter ended 31/03/2018	Quarter ended 31/12/2017	Quarter ended 31/03/2017	Year ended 31/03/2018	Year ended 31/03/2017
		Audited	Unaudited	Audited	Audited	Audited
1	Segment Revenue					
	(net sale/income from each segment should be disclosed)					
1	Engineering	2892.95	3818.05	6081.68	21234.00	20302.04
2	Packing	957.42	398.92	1465.22	2372.44	2844.99
3	Real estate Division (incl Hotel and hostel)	612.30	261.47	439.39	1315.98	1482.92
4	Kameeng	2916.64	697.92	494.60	2916.64	1364.54
5	Ujjain	3923.93	1192.29	733.22	3923.93	1564.94
	Total segment revenue	11303.24	6368.65	9214.11	31762.99	27559.43
	Less: Inter segment revenue				522.02	1214.61
	Revenue from operations	11303.24	6368.65	9214.11	31240.97	26344.82
2	Segment Result					
	Profit (+) / Loss (-) before tax and interest from each segment					
1	Engineering	621.37	263.48	2026.32	6078.48	3561.99
2	Packing	9.03	-119.56	464.47	-165.84	233.94
3	Real estate Division (incl Hotel and Multiplex)	85.37	-46.61	-24.81	42.76	99.96
4	Kameeng	1612.28	310.62	81.13	1608.30	504.26
5	Ujjain	545.66	206.31	-69.20	545.66	230.02
	Total Profit Interest before tax	2873.71	614.24	2477.91	8109.36	4630.17
	i. Finance cost	361.03	105.88	784.08	1656.81	1862.90
	ii. Other unallocable expenditure net off unallocable income				0.00	0.00
	Profit before tax	2512.68	508.36	1693.83	6452.55	2767.27
3	Capital Employed					
	(Segment Assets)					
1	Engineering	41382.48	37573.65	72833.07	41382.48	72833.07
2	Packing	3553.51	3830.41	3847.09	3553.51	3847.09
3	Real estate Division (incl Hotel and Multiplex)	39405.00	36495.66	6598.50	39405.00	6598.50
4	Kameeng	367.98	1391.68	1478.89	367.98	1478.89
5	Ujjain	1377.91	1345.46	585.78	1377.91	585.78
6	Rawanda	1095.60	60.02	26.09	1095.60	26.09
	Total	87182.48	80696.87	85369.42	87182.48	85369.42
	(Segment liabilities)					
1	Engineering	13896.45	11219.41	17286.35	13896.45	17286.35
2	Packing	3290.56	3642.81	3474.72	3290.56	3474.72
3	Real estate Division (incl Hotel and Multiplex)	354.53	1465.82	306.72	354.53	306.72
4	Kameeng	186.72	1391.68	255.66	186.72	255.66
5	Ujjain	931.41	1345.46	709.54	931.41	709.54
6	Rawanda	1087.08	60.02	0.00	1087.08	0.00
	Total	19746.75	19125.19	22032.99	19746.75	22032.99
	Capital Employed	67435.73	61571.68	63336.43	67435.73	63336.43

- The segment report is prepared in accordance with the Ind Accounting Standard- 17 "segment reporting" Issued by the Institute of Chartered Accountants of India.
- The Divisional figures reclassified in terms of % of total deployment of assets and accordingly hotel & multiplex included in real estate division.
- The revenue figures in Dec 2017 quarter has been recast to give effect the turnover of joint controlled operations which were not reflected earlier.
- The revenue of joint operations has not been reflected earlier so to give effect to Ind as provisions of joint operations , revenue of entire year of these are reflected in March 2018 quarter.



Sunil Kothari
Managing Director
(DIN NO. 00220940)

Place : New Delhi
Date : 30.05.2018

Statement of Asset and Liabilities

(Rs in lacs)

	Standalone Audited			Consolidated Audited		
	31.03.2018	31.03.2017	01.04.2016	31.03.2018	31.03.2017	01.04.2016
I ASSETS						
Non-current assets						
(a) Property, plant and equipment	11034.27	11917.29	10523.90	11038.66	11922.88	10529.95
(b) Investment property	5049.43	5029.29	5045.35	5144.65	5124.51	5140.57
(c) Capital work-in-progress	466.61	78.94	29.34	466.61	78.94	29.34
(d) Intangible assets	2.20	2.37	0.18	2.89	3.06	2.69
(e) Goodwill				259.58	254.69	254.69
(f) Financial assets						
(i) Investments	17694.61	18147.10	18090.32			
A. Investment in Joint venture & associates (accounted as per equity method)				5052.12	5494.43	5568.53
B. others				4436.11	5378.29	5260.78
(ii) Loans	11936.31	9904.44	8124.70	4330.98	3239.22	4278.42
(iii) Other financial assets	1816.85	3006.85	5565.25	1826.35	3012.35	5570.75
(g) Current tax assets (Net)	789.48	692.93	478.70	940.50	947.41	780.02
(h) Other non-current assets	213.20	191.33	188.82	213.20	191.33	188.82
Total non-current assets	49002.94	48970.53	48046.55	33711.63	35647.10	37604.54
Current assets						
(a) Inventories	9224.33	8463.76	6447.13	31948.51	28638.37	25753.33
(b) Financial assets						
(i) Investments						
(ii) Trade receivables	7429.43	8571.18	6827.54	7594.83	8766.73	7558.89
(iii) Cash and cash equivalents	2562.91	453.16	1643.85	2642.20	1257.53	2253.26
(iv) Bank balances other than (iii) above	2271.27	147.11	609.33	2271.27	148.14	610.87
(v) Loans	10746.15	12741.94	12383.35	4152.82	4198.72	2422.57
(vi) Other Financial assets	15.59	13.74	106.59	17.70	15.30	107.82
(c) Other current assets	2596.91	2979.16	3760.02	2986.31	6120.39	6776.99
Total current assets	34846.58	33370.06	31777.82	51613.64	49145.19	45483.74
Total assets	83849.53	82340.58	79824.37	85325.27	84792.30	83088.29
II EQUITY AND LIABILITIES						
Equity						
(a) Equity share capital	963.04	963.04	963.04	963.04	963.04	963.04
(b) Other equity	63139.74	59344.55	57360.82	62100.76	59031.11	57304.64
Total equity	64102.78	60307.59	58323.86	63063.80	59994.14	58267.68
Non Controlling Interest						
				-16.15	173.14	164.21
Non-current liabilities						
(a) Financial liabilities						
(i) Borrowings	3332.96	3028.84	1069.10	3528.15	3719.47	3221.87
(ii) Other financial liabilities	1689.92	2019.81	3538.09	1689.92	2019.81	3538.09
(b) Provisions	79.13	81.31	84.22	79.13	81.31	84.22
(c) Deferred tax liabilities(Net)	339.80	535.83	423.77	475.52	652.63	558.39
Total non-current liabilities	5441.81	5665.79	5115.18	5772.72	6473.22	7402.57
Current liabilities						
(a) Financial liabilities						
(i) Borrowings	3956.60	6842.53	5101.42	3956.60	6842.53	5101.42
(ii) Trade payables	3288.87	3846.41	3927.06	4233.55	4037.62	4706.87
(iii) Other financial liabilities	5799.48	4247.88	5736.47	6799.48	5747.88	5736.47
(b) Provisions	802.68	57.42	164.37	803.11	130.47	198.36
(c) Other current liabilities	457.30	1372.97	1456.00	712.16	1393.29	1510.71
Total current liabilities	14304.94	16367.21	16385.33	16504.90	18151.79	17253.84
Total liabilities	19746.75	22032.99	21500.50	22261.47	24798.15	24820.61
Total equity and liabilities	83849.53	82340.58	79824.37	85325.27	84792.30	83088.29



Mahipal Jain & Co.

CHARTERED ACCOUNTANTS

"Ashirwad Plaza" Ground Floor

4-B-4 Talwandi, Kota (Rajasthan)

Ph. 0744-2407912, (M) 9829025691; Email: mahipaljainca@gmail.com

Auditor's report on standalone financial results of Om Metals Infraprojects Limited pursuant to the Regulation 33 of the SEBI (Listing Obligations and Disclosure Requirements) Regulations, 2015

To
Board of Directors of Om Metals Infraprojects Limited

1. We have audited the accompanying annual standalone financial results of Om Metals Infraprojects Limited (in which are incorporated financial statement of Engineering and hotel division of the company and two joint operations audited by other auditors and whose report have been furnished to us, one joint operations is unaudited) (except one joint operation which is not is operation) for the year ended 31 March 2018, attached herewith, being submitted by the Company pursuant to the requirement of Regulation 33 of the Securities and Exchange Board of India (Listing Obligations and Disclosure Requirements) Regulations, 2015 ('Listing Regulations'). Attention is drawn to the fact that the figures for the quarter ended 31 March 2018 and the corresponding quarter ended in the previous year as reported in these standalone financial results are the balancing figures between standalone audited figures in respect of the full financial year and the published year to date figures up to the end of the third quarter of the relevant financial year. Also the figures up to the end of the third quarter had only been reviewed and not subjected to audit.
2. These standalone financial results have been prepared on the basis of the annual standalone financial statements and reviewed quarterly standalone financial results upto the end of the third quarter which are the responsibility of the Company's management. Our responsibility is to express an opinion on these financial results based on our audit of such annual standalone financial statements which have been prepared in accordance with the recognition and measurement principles laid down in the Companies (Indian Accounting Standards) Rules, 2015 as per Section 133 of the Companies Act, 2013 and other accounting principles generally accepted in India and in compliance with Regulation 33 of the Listing Regulations.
3. We conducted our audit in accordance with the auditing standards generally accepted in India. Those standards require that we plan and perform the audit to obtain reasonable assurance about whether the financial results are free of material misstatement(s). An audit includes examining, on a test basis, evidence supporting the amounts disclosed as financial results. An audit also includes assessing the accounting principles used and significant estimates made by management. We believe that our audit provides a reasonable basis for our opinion.
4. Attention is drawn to the fact that the figures for the corresponding quarter and year ended 31 March 2017 are based on the previously issued financial results that were audited by the predecessor





Mahipal Jain & Co.

CHARTERED ACCOUNTANTS

"Ashirwad Plaza" Ground Floor

4-B-4 Talwandi, Kota (Rajasthan)

Ph. 0744-2407912, (M) 9829025691; Email: mahipaljainca@gmail.com

auditors (vide their unmodified audit report dated 30th May 2017) as adjusted for differences in the accounting principles adopted by the Company on transition to Indian Accounting Standard ('Ind AS'), which have been audited by us. These adjustment reconcile the net profit for the corresponding quarter and year ended 31 March 2017 under the previously applicable Generally Accepted Accounting Principles with the total comprehensive income as reported in the standalone financial results under Ind AS.

5. In our opinion and to the best of our information and .according to the explanations given to us these financial results.

(i) are presented in accordance with the requirements of Regulation 33 of the Listing Regulations

in this regard; and

(ii) give a true and fair view of the net profit and other comprehensive income and other financial information for the year ended 31 March 2018.

For **Mahipal Jain & Co.**

Chartered Accountants

(FRN 007284C)

Priyank Vijay

(CA Priyank Vijay)

Partner

M.No. 403547



Place: New Delhi

Date: 30.05.2018

OM METALS INFRAPROJECTS LTD.


NBCC PLAZA TOWER III, 4TH FLOOR, SECTOR V, PUSHP VIHAR, SAKET, NEW DELHI-110017
Email ID info@ommetals.com website: www.ommetals.com Phone: 011-29565552/53/54/55 Fax: 011-29565551
CIN NO L27203RJ1971PLC003414

Statement on Impact of Audit Qualifications

Statement on Impact of Audit Qualifications for the (Standalone) Financial Year ended March 31, 2018

[See Regulation 33 / 52 of the SEBI (LODR) (Amendment) Regulations, 2016]

I	Sr No.	Particulars	Audited Figures (as reported before adjusting for qualifications)	Adjusted Figures (audited figures after adjusting for qualifications)
	1.	Turnover / Total income	-	-
	2.	Total Expenditure		
	3.	Net Profit/(Loss)		
	4.	Earnings Per Share		
	5.	Total Assets		
	6.	Total Liabilities		
	7.	Net Worth		
	8.	Any other financial item(s) (as felt appropriate by the management)		
II		Audit Qualification (each audit qualification separately):		
		a. Details of Audit Qualification:	Balance sheet due to its foreign branch not audited for Om Metals SPML Joint Venture (Joint operation) in Rwanda	
		b. Type of Audit Qualification : Qualified Opinion / Disclaimer of Opinion / Adverse	Balance sheet not Audited	

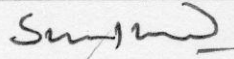


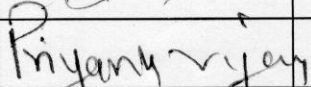


Regd Off:- J-28, Subhas Marg,
C-Scheme, Jaipur-302001
Phone:-0141-4037740/41/42, 4044284,
Fax:-0141-4044283

Head Office:- B-117/118, Indraprastha Ind Area,
Kota (Raj.)-324005
Phone:-0744-2425107, 2420756
Fax:-0744-2438069

OM METALS INFRAPROJECTS LTD.

NBCC PLAZA TOWER III, 4TH FLOOR, SECTOR V, PUSHP VIHAR, SAKET, NEW DELHI-110017
 Email ID info@ommetals.com website: www.ommetals.com Phone: 011-29565552/53/54/55 Fax: 011-29565551
 CIN NO L27203RJ1971PLC003414

	Opinion		
	c. Frequency of qualification: Whether appeared first time / repetitive / since how long continuing	First time for this Joint Venture	
	d. For Audit Qualification(s) where the impact is quantified by the auditor, Management's Views:	N A	
	e. For Audit Qualification(s) where the impact is not quantified by the auditor:		
	(i) Management's estimation on the impact of audit qualification:	Rs 337 lacs as capital work in progress	
	(ii) If management is unable to estimate the impact, reasons for the same:		
	(iii) Auditors' Comments on (i) or (ii) above:	Seems reasonable as per management View since its a new Joint Venture whose preliminary exp. Has only been started	
III	Signatories:		
	• CEO/Managing Director		
	• CFO		
	• Audit Committee Chairman		
	• Statutory Auditor		

Place: New Delhi


Date: 30.05.2018


Regd Off:- J-28, Subhas Marg,
 C-Scheme, Jaipur-302001
 Phone:-0141-4037740/41/42,4044284,
 Fax:-0141-4044283

Head Office:- B-117/118, Indraprastha Ind Area,
 Kota (Raj.)-324005

Phone:-0744-2425107, 2420756

Fax:-0744-2438069





Mahipal Jain & Co.

CHARTERED ACCOUNTANTS

"Ashirwad Plaza" Ground Floor

4-B-4 Talwandi, Kota (Rajasthan)

Ph. 0744-2407912, (M) 9829025691; Email: mahipaljainca@gmail.com

Auditor's report on Consolidated financial results of Om Metals Infraprojects Limited pursuant to the Regulation 33 of the SEBI (Listing Obligations and Disclosure Requirements) Regulations, 2015

To
Board of Directors of Om Metals Infraprojects Limited

1. We have audited the accompanying Statement of Annual Consolidated Ind AS Financial Results of **Om Metals Infraprojects Limited** (The holding company) and its subsidiaries and Joint Ventures (the Holding Company and its subsidiaries and Joint Ventures together referred to as "the Group") comprising of the consolidated financial results for the year ended 31.03.2018 attached herewith, being submitted by Holding Company pursuant to the requirement of Regulation 33 of the SEBI (Listing Obligations and Disclosure Requirements) Regulations, 2015 read with Circular no CIR/CFD/FAC/62/2016 dated 05.07.2016. This Consolidated Financial Results are the responsibility of the Company's management and have been approved by the Board of Directors. This Statement has been prepared on the basis of the annual consolidated Ind AS financial statements. Our responsibility is to express an opinion on these Consolidated Financial Results based on our audit of such annual consolidated Ind AS financial statements, which have been prepared in accordance with the recognition and measurements principals laid down in Indian Accounting Standards (Ind AS) 34 intrim financial reporting prescribed under the section 133 of the Companies Act, 2013 ('the Act') read with relevant rules issued there under and other accounting principles generally accepted in India and the relevant requirements of regulation and circular.
2. We conducted our audit in accordance with the auditing standards generally accepted in India. Those standards require that we plan and perform the audit to obtain reasonable assurance about whether the financial results are free of material misstatement(s). An audit includes examining, on a test basis, evidence supporting the amounts disclosed as financial results. An audit also includes assessing the accounting principles used and significant estimates made by management. We believe that our audit provides a reasonable basis for our opinion.
3. Based on our audit conducted as above, in our opinion and to the best of our information and according to the explanations given to us and based on separate financial statements and other financial information of one subsidiary company and four joint ventures (which have been audited by other auditors also and incorporated in the consolidated financial statement), has been consolidated in year ended results. We believe that the audit evidences obtained by us and obtained by the other auditors





Mahipal Jain & Co.

CHARTERED ACCOUNTANTS

"Ashirwad Plaza" Ground Floor

4-B-4 Talwandi, Kota (Rajasthan)

Ph. 0744-2407912, (M) 9829025691; Email: mahipaljainca@gmail.com

in terms of their report referred to in 'paragraph 5 below, is sufficient and appropriate to provide a reasonable basis for our opinion on the Statement.

(i) are presented in accordance with the requirements of Regulation 33 of the SEBI (Listing Obligations and Disclosure Requirements) Regulations, 2015 as modified by circular no CIR/CFD/FAC/62/2016 dated 05.07.2016; and

(ii) give a true and fair view in conformity with Ind AS and other accounting principals generally accepted in India of the total consolidated profit (including comprehensive income) and other financial information of the Group for the quarter and year ended March 31,2018.


4. Attention is drawn to the fact that the figures for the corresponding year ended 31 March 2017 are based on the previously issued financial results that were audited by the predecessor auditors (vide their unmodified audit report dated 30 May 2017) as adjusted for differences in the accounting principles adopted by the Company on transition to Indian Accounting Standard ('Ind AS'), which have been audited by us. These adjustment reconcile the net profit for the corresponding quarter and year ended 31 March 2017 under the previously applicable Generally Accepted Accounting Principles with the total comprehensive income as reported in the consolidated financial results under Ind AS.

5. Other Matter

We did not audit the Ind AS financial statements and other financial information, in respect of Company's one Subsidiary included in the consolidated financial results whose financial statements reflect total assets of Rs. 2.80 Lakhs as at March 31, 2018, and total revenues of Rs. 1.67 Lakhs and net loss of Rs. 20.12 Lakhs for the year ended on that date as consolidated in the Consolidated financial statements. These Ind AS financial statement and other financial information have been audited by other auditors, which financial statements, other financial information and auditor's reports have been furnished to us by the management. Our opinion, in so far as it relates to the affairs of such subsidiary is based solely on the report of other auditors. Our opinion is not modified in respect of this matter.

We have also not audited the Ind AS financial statements and other financial information, in respect of Company's Six joint ventures (Out of Six joint ventures financial statements of two joint ventures has not been provided to us) included in the consolidated financial results whose financial statements reflect net loss of Rs. 717.77 Lakhs (pertaining to five joint ventures) for the year ended





Mahipal Jain & Co.

CHARTERED ACCOUNTANTS

"Ashirwad Plaza" Ground Floor

4-B-4 Talwandi, Kota (Rajasthan)

Ph. 0744-2407912, (M) 9829025691; Email: mahipaljainca@gmail.com

on that date as consolidated in the Consolidated financial statements. These Ind AS financial statement and other financial information have been audited by other auditors, which financial statements, other financial information and auditor's reports have been furnished to us by the management. Our opinion, in so far as it relates to the affairs of such joint ventures is based solely on the report of other auditors. Our opinion is not modified in respect of this matter.

For Mahipal Jain & Co.

Chartered Accountants

(FRN 007284C)

Priyank vijay

(CA Priyank Vijay)

Partner

M.No. 403547



Place: New Delhi

Date: 30.05.2018

OM METALS INFRAPROJECTS LTD.

NBCC PLAZA TOWER III, 4TH FLOOR, SECTOR V, PUSHP VIHAR, SAKET, NEW DELHI-110017
Email ID info@ommetals.com website: www.ommetals.com Phone: 011-29565552/53/54/55 Fax: 011-29565551
CIN NO L27203RJ1971PLC003414

Statement on Impact of Audit Qualifications

Statement on Impact of Audit Qualifications (consolidated) for the Financial Year ended March 31, 2018

[See Regulation 33 / 52 of the SEBI (LODR) (Amendment) Regulations, 2016]

I	Sr No.	Particulars	Audited Figures (as reported before adjusting for qualifications)	Adjusted Figures (audited figures after adjusting for qualifications)
	1.	Turnover / Total income	-	-
	2.	Total Expenditure		
	3.	Net Profit/(Loss)		
	4.	Earnings Per Share		
	5.	Total Assets		
	6.	Total Liabilities		
	7.	Net Worth		
	8.	Any other financial item(s) (as felt appropriate by the management)		
II		Audit Qualification (each audit qualification separately):		
		a. Details of Audit Qualification:	Balance sheet not available for U P warehousing pvt ltd and West Bengal Logistic (P) Ltd	
		b. Type of Audit Qualification : Qualified Opinion / Disclaimer of Opinion / Adverse Opinion	Balance sheet not available	

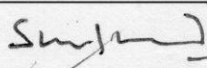





Regd Off:- J-28, Subhas Marg,
C-Scheme, Jaipur-302001
Phone:-0141-4037740/41/42, 4044284,
Fax:-0141-4044283

Head Office:- B-117/118, Indraprastha Ind Area,
Kota (Raj.)-324005
Phone:-0744-2425107, 2420756
Fax:-0744-2438069

OM METALS INFRAPROJECTS LTD.

NBCC PLAZA TOWER III, 4TH FLOOR, SECTOR V, PUSHP VIHAR, SAKET, NEW DELHI-110017
 Email ID info@ommetals.com website: www.ommetals.com Phone: 011-29565552/53/54/55 Fax: 011-29565551
 CIN NO L27203RJ1971PLC003414

		c. Frequency of qualification: Whether appeared first time / repetitive / since how long continuing	First time for these two companies	
		d. For Audit Qualification(s) where the impact is quantified by the auditor, Management's Views:	N A	
		e. For Audit Qualification(s) where the impact is not quantified by the auditor:		
		(i) Management's estimation on the impact of audit qualification:	Rs 10 lacs loss	
		(ii) If management is unable to estimate the impact, reasons for the same:		
		(iii) Auditors' Comments on (i) or (ii) above:	Seems reasonable as per management View since its a new company whose operations has not been started	
III		Signatories:		
		• CEO/Managing Director		
		• CFO		
		• Audit Committee Chairman		
		• Statutory Auditor		

Place: New Delhi

Date: 30.05.2018



Regd Off:- J-28, Subhas Marg,
 C-Scheme, Jaipur-302001
 Phone:-0141-4037740/41/42, 4044284,
 Fax:-0141-4044283

Head Office:- B-117/118, Indraprastha Ind Area,
 Kota (Raj.)-324005

Phone:-0744-2425107, 2420756
 Fax:-0744-2438069