



NAVA BHARAT VENTURES LIMITED

NAVA BHARAT CHAMBERS, RAJ BHAVAN ROAD, HYDERABAD-500 082, TELANGANA, INDIA.

NAVA BHARAT

NBV/SECTL/ 110 / 2018-19

May 3, 2018

Listing Department
National Stock Exchange of India Ltd.
Exchange Plaza, 5th Floor,
Plot No.C/1, G Block,
Bandra Kurla Complex,
Bandra (E), MUMBAI – 400 051
NSE Symbol : 'NBVENTURES'

Listing Department
BSE Ltd.
Phiroze Jeejeebhoy Towers,
Dalal Street,
MUMBAI – 400 001
Scrip Code :
'513023' / 'NBVENTURE'

Dear Sirs,

Sub : Operational data of Sugar Division for the month of April, 2018.

Ref : Regulation 30 of SEBI (LODR) Regulations, 2015.

--o0o--

Please find enclosed the operational data of the Company's Sugar Division for the month of April, 2018, which is being submitted to South Indian Sugar Mills Association (SISMA).

The above figures have not been independently verified or audited. As such, the final figures after audit may vary.

Kindly take the same on record and acknowledge the receipt.

Thanking you,

Yours faithfully,
for Nava Bharat Ventures Ltd.

VSN Raju
Company Secretary
& Vice President

Encl : as above.



NAVA BHARAT VENTURES LIMITED

SUGAR DIVISION, SAMALKOT - 533 440, EAST GODAVARI DIST., A.P.

NAVA BHARAT

OPERATIONAL DATA OF THE COMPANY'S SUGAR DIVISION FOR THE MONTH OF April. 2018

Monthly Manufacturing Report No - 6

Season: 2017-2018

Name & Address of Factory :

NAVA BHARAT VENTURES LTD,
SUGAR DIVISION, Samalkot - 533 440.
East Godavari District.

Regd.No. of Factory


3013

Clarification Process Used:

Double Sulphitation

SL.No	PARTICULARS	For the	Since Beginning
		month	of Season
1 CANE CRUSHING:	Date & Time of Commencement of Season	11.11.2017 at 2:15pm	
	Date & Time of Closing of Season	31.03.2018 at 4:00am	
	Duration of Run Days	0.00	141.00
	Total No.of hours in duration of run	0.00	3373.45
	No.of hours actual crushing	0.00	3151.40
	Total Cane Milled (Qtls)	0.00	4645830.93
2 Juice & Added Water:	Average gross mixed juice % Cane	0.00	102.63
	Correction % mixed juice	0.00	0.25
	Average net mixed juice % Cane	0.00	102.37
	Total net mixed juice obtained (Qtls)	0.00	4756070.04
	Average added water % Cane	0.00	28.83
3 SUGARS:	Total Sugar bagged (no.of 100kg bags)	0.00	0.00
	Total Sugar bagged (no.of 50kg bags)	0.00	950760.00
	* BISS Sugar Avl.sugars Qtls	0.00	600.00
	Qty of White sugar bagged (qtls)	0.00	475380.00
	Qty of sugar in process (a) (qtls) (+)	0.000	58.378
	Total Sugar made (qtls)	0.000	476038.378
	Sugar recovered from previous month process	0.000	0.000
	Sugar recovered from previous seasons process	0.000	92.848
	sugar recovered from previous season's - C-SUGAR	0	672.452
	sugar recovered from previous season's -Wet &damaged sugar	0	1179.757
	Total net Sugar made (qtls)	0.000	474093.321
4 MOLASSES:	Total molasses sent out (qtls)	0.000	186500.000
	Qty of molasses in process (A) (qtls) (+)	0.000	31.238
	Total molasses produced (qtls)	0.000	186531.238
	Molasses recoverd from previous month process	0.000	0.000
	Molasses recovered from previous season's process	0.000	51.252
	Molasses recovered from previous season's C-SUGAR (qtls)	0.000	126.488
	Molasses recovered from Wet & Damaged sugar (qtls)	0.000	21.000
	Total net molasses produced (qtls)	0.000	186332.498
5 RECOVERY:	Average recovery of sugar % cane	0.00	10.20
	Average production of final molasses % cane	0.00	4.01
6	Bagasse percent cane	0.00	26.20
	Filter cake percent cane	0.00	3.52
	Gross weight of mixed juice (qtls)	0.00	4767990.00
	Weight of Dirt mixed juice (qtls)	0.00	11919.96

* BISS sugar contains more than 90% sucrose.



Telephone : (0884) 2327384, 2327337, 2327584, 2327471 Fax : (0884) 2327587

E-mail : nbvlsd@nbv.in Website : www.nbventures.com


Corporate Identity No. : L27101AP1972PLC001549

ISO 9001

ISO 14001

OHSAS 18001

S.No.	PARTICULARS	For the	Since Beginning	
		month	of Season	
7	ANALYSIS			
	CANE	Sugar percent	0.00	11.87
		Fibre percent	0.00	13.43
	Primary juice	Sugar percent	0.00	13.91
		Brix percent	0.00	16.85
		Purity	0.00	82.54
	Mixed Juice	Sugar percent	0.00	11.21
		Brix percent	0.00	13.75
		Purity	0.00	81.53
	Last Juice	Sugar percent	0.00	1.21
		Brix percent	0.00	1.64
		Purity	0.00	73.78
	Clarified Juice	Sugar percent	0.00	11.27
		Brix percent	0.00	13.75
		Purity	0.00	81.96
	UnSulphered Syrup	Sugar percent	0.00	49.91
		Brix percent	0.00	61.76
		Purity	0.00	80.81
	Sulphered Syrup +A2 Heavy	Sugar percent	0.00	53.35
		Brix percent	0.00	65.44
		Purity	0.00	81.53
	Massequite	A1 Brix percent	0.00	91.86
		Purity	0.00	84.59
		A2 Brix percent	0.00	91.91
		Purity	0.00	94.92
		B Brix percent	0.00	94.82
		Purity	0.00	70.82
		C Brix percent	0.00	99.50
		Purity	0.00	52.04
	Molasses (B)			
	A1 Heavy	Brix percent	0.00	78.50
		Purity	0.00	72.01
	A2 Heavy	Brix percent	0.00	74.45
		Purity	0.00	88.27
	A Light	Brix percent	0.00	67.69
		Purity	0.00	92.50
	B Heavy	Brix percent	0.00	83.29
		Purity	0.00	49.91
	C Light	Brix percent	0.00	75.76
		Purity	0.00	62.62
	Sugars (Average)	Sugar Percent (c)	0.00	99.80
		Moisture percent	0.00	0.09
	Final Molasses	Sugar Percent	0.00	30.16
		Brix percent	0.00	92.54
		Purity	0.00	32.59
	Bagasse	Sugar Percent	0.00	1.49
		Water Percent	0.00	46.69
		Fibre Percent	0.00	51.28
	Filter Cake	Sugar Percent	0.00	1.89
	Boiled Feed Water	pH	0.00	9.00
	Boiled Feed Water	Temperature Deg C	0.00	105.00
	Clear Juice	Temperature Deg C	0.00	96.00



8	Qty. of other materials Used 16-17 Season.			
	Scrapings	HL	0.00	100.00
	Wet & Damaged sugar	Qtls	0.00	1204.00
	C-Sugar	Qtls	0.00	820.00

9 ANALYSIS OF OTHER MATERIALS USED SINCE BEGINING OF THE SEASON

	Wet & Damaged Sugar	C-Sugar	Scrapings
Sugar percent:	98.50	88.74	70.161
Brix percent:	99.60	98.60	92.00
Purity S.G. :	98.90	90.00	77.10
Available Sugar - Qtls	1179.757	672.452	92.848
Available Molasses - Qtls	21.000	126.488	51.252

10 STOCK IN PROCESS AS ON: 01-05-2018 @4.00AM

Basis: FM Brix 89.2 Pty 35.00

SL. N	PARTICULARS	HL	BRIX	PURITY	AVAILABLE Sugar - QTLS	MOLASSES OTLS
a)	Clear juice		0.00	0.00	0.00	0.00
b)	Syrup		0.00	0.00	0.00	0.00
c)	Remelt		0.00	0.00	0.00	0.00
d)	Masseccuite					
	A		0.00	0.00	0.00	0.00
	B		0.00	0.00	0.00	0.00
	C		0.00	0.00	0.00	0.00
e)	Light Molasses					
	A		0.00	0.00	0.00	0.00
	C		0.00	0.00	0.00	0.00
f)	Heavy Molasses					
	A		0.00	0.00	0.00	0.00
	B		0.00	0.00	0.00	0.00
g)	Seed & footings	75	81.00	79.00	58.378	31.24
h)	C-Boilings		0.00	0.00	0.000	0.000
i)	Sugar - unbagged					
	TOTAL				58.378	31.238




11 SUGAR BALANCE

S.No	PARTICULARS	For the month	Since Beginning of the season
1	Sugar in Cane	0.000	11.87
2	Sugar in mixed Juice	0.000	11.48
3	Sugar in Baggase	0.000	0.39
4	Sugar in Filtercake	0.000	0.07
5	Sugar in Molasses	0.000	1.21
6	Sugar in Sugars	0.000	10.18
7	Sugar Undetermined	0.000	0.02
8	Total losses (in bagasse, filter cake, molasses & undetermined)	0.000	1.69

We hereby declare that the figures given in this return are complete and true to the best of our knowledge and belief.

Date: 03 /05/2018


N. Prabhakar
VICE PRESIDENT



NAVA BHARAT VENTURES LIMITED, SAMALKOT.
Additional information to be appended to R.T. 7(c) for the month of April.-2018

* * * *

		Hrs.Mts.
1	Time Loss Account:	
	1) Miscellaneous	0:00:00
	2) Cane shortage	0.00
	3) Mechanical troubles	0:00
	4) Electrical troubles/ins	0:00:00
	5) Holidays	0:00:00
	6) Cleaning	0:00:00
	7) Process	0.00
	Percent of hours lost to the available	0.000
2	Rate of Crushing for 24 Hrs.:	
	1) Including stoppages Tons	0.00
	2) Excluding stoppages "	0.00
	3) Installed/Liscensed capacity	4000.00
3	Efficiency figures:	
	1) Mill extraction	0.00
	2) Reduced Mill extraction	0.00
	3) Added water % fibre	0.00
	4) Added water extracted into mixed juice % added water	0.00
	5) Undiluted juice lost in bagasse % fibre	0.00
	6) Boiling house extraction	0.00
	7) Virtual purity of molasses	0.00
	8) Reduced Boiling House extraction	
	as per Noel Deerr:	0.00
	as per Gundurao	0.00
	9) Overall recovery	0.00
	10) Reduced Overall recovery	
	as per Noel Deerr	0.00
	as per Gundurao	0.00
	11) ERQV - MJ/PJ	0.00
	LMJ/PJ	0.00
4	Masseccutes boiled:	
	A1' Masseccuite % cane	0.00
	A2' Masseccuite % cane	0.00
	'B' Masseccuite % cane	0.00
	'C' Masseccuite % cane	0.00
	Total	0.00
5	Grades of Sugar bagged:	
	I.S.S (Percentage of production)	-
	S-30	0.00
	S-31	0.00
	M-31	0.00
	L-30	-
	L-31	0.00
	Total	0.00

Date: 03 /05/2018


N. Prabhakar
VICE PRESIDENT

