

9th May, 2018

The Secretary,
BSE Limited
Corporate Relationship Department
1st Floor, New Trading Ring
Rotunda Building, P.J.Towers,
Dalal Street, Fort, Mumbai-400 001

The Manager,
Listing Department
National Stock Exchange of India Limited
Exchange Plaza, Bandra-Kurla Complex
Bandra (East), Mumbai – 400 051

Scrip Code: 523207

Scrip Code: KOKUYOCLN

Dear Sir,

Sub : Audited Financial Results (Standalone and Consolidated) for the quarter/year ended 31st March, 2018

Dear Sir,

Pursuant to Regulation 30 and 33 of the SEBI (Listing Obligations and Disclosure Requirements) Regulations, 2015, we enclose a copy of Audited Financial Results (Standalone and Consolidated) for the quarter/year ended 31st March, 2018 alongwith Auditors' Report duly approved by the Board of Directors in their Meeting held today, for your information and record.

Further pursuant to Regulation 30 of the SEBI (Listing Obligations and Disclosure Requirements) Regulations, 2015, please be noted that the Board of Directors has not recommended dividend on equity shares.

Further, the above said Board of Directors Meeting commenced at 12.30 p.m. and concluded at 3.10 p.m.

You are requested to take the information on your records.

Thank you,

For KOKUYO CAMLIN LIMITED




**RAVINDRA DAMLE
VICE PRESIDENT (CORPORATE)
& COMPANY SECRETARY**

Encl : a/a

Statement of Audited results for the quarter and year ended 31 March 2018.

(Rs in lakhs)

Sr. No.	Particulars	Standalone				Consolidated		
		Three months ended		Year Ended		Year Ended		
		31.03.2018	31.12.2017	31.03.2017	31.03.2018	31.03.2017	31.03.2018	31.03.2017
		Audited	Unaudited	Audited	Audited	Audited	Audited	
1	Revenue from operations (refer note no 6)	19,022.71	14,348.31	19,820.61	63,850.03	66,315.46	63,847.92	66,315.46
2	Other income	6.84	4.05	43.65	288.22	306.82	286.35	307.09
3	Total income (1+2)	19,029.55	14,352.36	19,864.26	64,138.25	66,622.28	64,134.27	66,622.55
4	Expenses							
	a) Cost of materials consumed	6,965.31	6,723.83	6,934.24	23,676.41	24,929.21	23,676.41	24,929.21
	b) Purchases of stock-in-trade	4,938.92	3,574.47	5,663.17	15,352.10	16,139.00	15,352.10	16,139.00
	c) Changes in inventories of finished Goods,work-in-process and stock-in-trade	(160.10)	(2,321.22)	(233.39)	(1,009.16)	(1,136.54)	(1,009.16)	(1,136.54)
	d) Excise duty paid (refer note no 6)	-	-	919.93	885.85	3,349.59	885.85	3,349.59
	e) Employee benefits expense	1,963.90	2,147.06	1,758.81	8,019.13	6,806.32	8,019.13	6,806.32
	f) Finance costs	298.54	204.93	367.89	960.57	1,174.61	960.57	1,174.61
	g) Depreciation and amortisation expense	418.54	406.18	324.08	1,650.51	1,207.66	1,650.51	1,207.66
	h) Other expenses	3,647.62	2,934.70	3,676.83	13,112.35	13,927.18	13,109.85	13,927.29
	Total expenses	18,072.73	13,669.95	19,411.56	62,647.76	66,397.03	62,645.26	66,397.14
5	Profit before share in profit of associate and tax (3 - 4)	956.82	682.41	452.70	1,490.49	225.25	1,489.01	225.41
6	Share in profit of associate (net of tax)	-	-	-	-	-	-	1.67
7	Profit before tax (5 + 6)	956.82	682.41	452.70	1,490.49	225.25	1,489.01	227.08
8	Tax expenses							
	Current tax	194.89	61.02	-	255.91	(0.62)	255.91	(0.59)
	Deferred tax (Including MAT credit entitlement for year 2017-18)	182.38	120.80	177.40	252.41	76.35	252.41	76.35
9	Net profit for the period (7 - 8)	579.55	500.59	275.30	982.17	149.52	980.69	151.32
10	Other comprehensive income							
A	(i) Items that will not be reclassified to profit or loss							
	-Remeasurement of defined benefit plan	51.65	(29.21)	33.75	(35.97)	(69.56)	(35.97)	(69.56)
	-Fair value changes of equity instruments through other comprehensive income	(234.67)	380.80	(89.20)	80.93	261.26	80.93	218.85
	(ii) Income tax relating to items that will not be reclassified to profit or loss	(15.49)	9.66	(11.16)	13.48	(32.87)	13.48	(32.87)
B	(i) Items that will be reclassified to profit or loss	-	-	-	-	-	-	-
	(ii) Income tax relating to items that will be reclassified to profit or loss	-	-	-	-	-	-	-
11	Total comprehensive income for the period (9 + 10)	381.04	861.84	208.69	1,040.61	308.35	1,039.13	267.74
12	Paid-up equity share capital (Face Value of Re 1/- per share)	1,003.04	1,003.04	1,003.04	1,003.04	1,003.04	1,003.04	1,003.04
13	Earnings per equity share - Basic (Rs.)	0.58	0.50	0.27	0.98	0.15	0.98	0.15
	-Diluted (Rs.)	0.58	0.50	0.27	0.98	0.15	0.98	0.15
		(Not annualised)	(Not annualised)	(Not annualised)				




Statement of assets and liabilities

Particulars	Standalone		Consolidated	
	As at 31.03.2018 (Audited)	As at 31.03.2017 (Audited)	As at 31.03.2018 (Audited)	As at 31.03.2017 (Audited)
A Assets				
1 Non-current assets				
(a) Property, plant and equipment	15,702.25	9,987.69	15,702.25	9,987.69
(b) Capital work-in-progress	-	4,956.79	-	4,956.79
(c) Investment property	2.73	2.73	2.73	2.73
(d) Other intangible assets	150.38	172.41	150.38	172.41
(e) Financial assets				
(i) Investments	1,053.55	977.62	1,053.55	972.62
(ii) Loans	194.36	279.95	194.36	279.95
(iii) Others financial assets	45.99	138.71	45.99	138.71
(f) Deferred tax assets (net)	162.25	401.18	162.25	401.18
(g) Other non-current assets	2,259.01	3,572.53	2,259.01	3,574.34
	19,570.52	20,489.61	19,570.52	20,486.42
2 Current assets				
(a) Inventories	15,875.53	14,084.75	15,875.53	14,084.75
(b) Financial assets				
(i) Trade receivables	10,950.67	10,634.01	10,950.67	10,634.01
(ii) Cash and cash equivalents	438.67	1,199.09	438.67	1,203.92
(iii) Bank balances other than (ii) above	16.67	210.14	16.67	210.14
(iv) Others financial assets	10.62	26.81	10.62	26.81
(c) Other current assets	1,622.22	1,416.68	1,622.22	1,416.68
	28,914.38	27,571.48	28,914.38	27,576.31
Total Assets	48,484.90	48,061.09	48,484.90	48,062.73
B Equity and liabilities				
1 Equity				
(a) Equity share capital	1,003.04	1,003.04	1,003.04	1,003.04
(b) Other equity	22,826.99	21,786.37	22,826.99	21,787.86
	23,830.03	22,789.41	23,830.03	22,790.90
2 Liabilities				
Non-current liabilities				
(a) Financial liabilities				
(i) Borrowings	1,044.10	1,544.89	1,044.10	1,544.89
(ii) Other financial liabilities	137.34	195.86	137.34	195.86
(b) Provisions	413.16	199.86	413.16	199.86
	1,594.60	1,940.61	1,594.60	1,940.61
Current liabilities				
(a) Financial liabilities				
(i) Short term borrowings	12,264.65	11,250.01	12,264.65	11,250.01
(ii) Trade payables	7,886.33	7,948.95	7,886.33	7,949.10
(iii) Other financial liabilities	2,483.72	3,073.48	2,483.72	3,073.48
(b) Other current liabilities	366.52	841.55	366.52	841.55
(c) Provisions	59.05	217.08	59.05	217.08
	23,060.27	23,331.07	23,060.27	23,331.22
Total equity and liabilities	48,484.90	48,061.09	48,484.90	48,062.73

Notes:

- The above results have been reviewed by the Audit Committee and approved by the Board of Directors of the Company at its meeting held on 9 May 2018
- The Company adopted Indian Accounting Standards ("Ind AS") from 1st April 2017 and accordingly Financial Results have been prepared in accordance with the recognition and measurement principles laid down under Section 133 of the Companies Act, 2013 read with the relevant rules issued thereunder and the other accounting principles generally accepted in India.
- Figures for the quarter ended 31 March 2018 and the corresponding quarter ended in the previous year as reported in these financial results are the balancing figures between audited figures in respect of the full financial year and the published year to date figures upto the end of the third quarter of the relevant financial year. Also the figures upto the end of the third quarter had only been reviewed and not subjected to audit.
- The entire operations of the Company constitute a single operating segment i.e. "Consumer Products" as per Ind AS 108 "Operating segments" specified under section 133 of the Companies Act, 2013.



Signature

5 A. Reconciliation of results between previously reported figures (referred to as "Previous GAAP") and Ind AS for the quarter and year ended 31 March 2017 is presented below

Nature of Adjustments	Standalone		Consolidated
	Three months ended 31.03.2017	Year ended 31.03.2017	Year ended 31.03.2017
Profit for the quarter and year ended 31 March 2017 as per previous GAAP	285.87	95.54	97.34
a. Interest income recognized on security deposits	3.00	16.21	16.21
b. Actuarial loss on remeasurement of defined benefit obligation recognised in other comprehensive income	(33.75)	69.56	69.56
c. Measurement of derivative at fair value	54.21	-	-
d. Discounting of security deposits	(3.43)	(14.96)	(14.96)
e. Deferred tax on above adjustments (net)	(30.60)	(16.83)	(16.83)
Profit for the quarter and year ended 31 March 2017 as per Ind AS	275.30	149.52	151.32

B. Reconciliation of equity between previously reported figures (referred to as "Previous GAAP") and Ind AS as at year ended 31 March 2017 is presented below:

Nature of Adjustments	Standalone	Consolidated
	As at 31.03.2017	As at 31.03.2017
Equity under previous GAAP	21,853.89	21,897.82
a. Fair valuation of investment	960.74	918.30
b. Measurement of security deposits at fair value	(1.25)	(1.25)
c. Tax impact on account of Ind AS	(23.97)	(23.97)
Equity under Ind AS	22,789.41	22,790.90

6 According to the requirements of Ind AS and SEBI (Listing Obligations and Disclosure Requirements), Regulations 2015, revenue for the quarter and year ended 31 March 2017 were reported inclusive of Excise Duty. The Government of India has implemented Goods and Services Tax(GST) from 1 July 2017 replacing Excise Duty, Service Tax and various other indirect taxes. As per Ind AS 118, the revenue for the period post 30 June 2017 is reported net of GST. Had the previously reported revenues been shown net of excise duty, comparative revenue of the Company would have been as follows.

	Three months ended		Year ended	
	31.03.2018	31.12.2017	31.03.2017	31.03.2017
Revenue from operations	19,022.71	14,348.31	18,900.68	62,964.18
				62,965.87

Revenue from operations

7 In line with the in-principle approval accorded by the board of directors for winding up / striking off of its Non operational and non material wholly owned subsidiary M/s Camlin International Limited , necessary steps of filing application with MCA for striking off the name have been taken. Approval from MCA is awaited.

8 Previous period figures have been reclassified in conformity with the classification of the current period results.

Place : Mumbai

Dated : 09 May 2018.

Email address for investors complaints: investorrelations@kokuyocamlin.com



DILIP DANDEKAR
CHAIRMAN & EXECUTIVE DIRECTOR



B S R & Co. LLP

Chartered Accountants

5th Floor, Lodha Excelus,
Apollo Mills Compound
N. M. Joshi Marg, Mahalaxmi
Mumbai - 400 011
India

Telephone +91 (22) 4345 5300
Fax +91 (22) 4345 5399

Independent Auditor's Report on annual standalone financial results of Kokuyo Camlin Limited pursuant to the Regulation 33 of the SEBI (Listing Obligations and Disclosure Requirements) Regulations, 2015

To the Board of Directors of
Kokuyo Camlin Limited

We have audited the accompanying annual standalone financial results of Kokuyo Camlin Limited ('the Company') for the year ended 31 March 2018 ('the Statement') attached herewith, being submitted by the Company pursuant to the requirements of Regulation 33 of the SEBI (Listing Obligations and Disclosure Requirements) Regulations, 2015. Attention is drawn to the fact that the figures for the quarter ended 31 March 2018 and the corresponding quarter ended in the previous year as reported in these standalone financial results are the balancing figures between audited figures in respect of the full financial year and the published year to date figures upto the end of the third quarter of the relevant financial year. Also, the figures up to the end of the third quarter for the current and previous financial year had only been reviewed and not subjected to audit.

These annual standalone financial results have been prepared on the basis of the annual standalone Ind AS financial statements and reviewed quarterly financial results upto the end of the third quarter which are the responsibility of the Company's management. Our responsibility is to express an opinion on these annual standalone financial results based on our audit of the annual standalone Ind AS financial statements which have been prepared in accordance with the recognition and measurement principles laid down in the Companies (Indian Accounting Standards) Rules, 2015 as per Section 133 of the Companies Act, 2013 and other accounting principles generally accepted in India and in compliance with Regulation 33 of the Listing Regulations.

We conducted our audit in accordance with the auditing standards generally accepted in India. Those standards require that we plan and perform the audit to obtain reasonable assurance about whether the annual standalone financial results are free of material misstatement. An audit includes examining, on a test basis, evidence supporting the amounts disclosed as the annual standalone financial results. An audit also includes assessing the accounting principles used and significant estimates made by management. We believe that our audit provides a reasonable basis for our opinion.


The comparative standalone financial results for the quarter and year ended 31 March 2017, included in the Statement, are based on the previously issued standalone financial results of the Company, prepared in accordance with the Accounting Standards specified under Section 133 of the Companies Act, 2013 read with Rule 7 of the Companies (Accounts) Rules, 2014 ('previous GAAP'), which were audited by the predecessor auditor, M/s. B. K. Khare & Co. Chartered Accountants, whose report dated 27 April 2017 expressed an unmodified opinion on those standalone financial results. Management has adjusted these results for the differences in the accounting principles adopted by the Company on transition to the Indian Accounting Standards ('Ind AS') and presented a reconciliation of profit under Ind AS of the corresponding quarter and year ended 31 March 2017 with the profit reported under previous GAAP, which have been approved by the Company's Board of Directors and have been audited by us.

**Independent Auditor's Report on annual standalone financial results of
Kokuyo Camlin Limited pursuant to the Regulation 33 of the SEBI
(Listing Obligations and Disclosure Requirements) Regulations, 2015
(Continued)**

In our opinion and to the best of our information and according to the explanations given to us, these annual standalone financial results:

- i. have been presented in accordance with the requirements of Regulation 33 of the Listing Regulations in this regard; and
- ii. give a true and fair view of the standalone net profit and other comprehensive income and other financial information for the year ended 31 March 2018.

For B S R & Co. LLP
Chartered Accountants
Firm's Registration No: 101248W/W-100022



Vijay Mathur
Partner
Membership No: 046476

Mumbai
9 May 2018

B S R & Co. LLP

Chartered Accountants

5th Floor, Lodha Excelus,
Apollo Mills Compound
N. M. Joshi Marg, Mahalaxmi
Mumbai - 400 011
India

Telephone +91 (22) 4345 5300
Fax +91 (22) 4345 5399

Independent Auditor's Report on annual consolidated financial results of Kokuyo Camlin Limited pursuant to the Regulation 33 of the SEBI (Listing Obligations and Disclosure Requirements) Regulations, 2015

To the Board of Directors of Kokuyo Camlin Limited

We have audited the accompanying annual consolidated financial results of Kokuyo Camlin Limited ('the Company') and its subsidiary and associates (together referred to as 'the Group') for the year ended 31 March 2018 ('the Statement') attached herewith, being submitted by the Company pursuant to the requirements of Regulation 33 of the SEBI (Listing Obligations and Disclosure Requirements) Regulations, 2015. Attention is drawn to the fact that the figures for the quarter ended 31 March 2018 and the corresponding quarter ended in the previous year as reported in these consolidated financial results are the balancing figures between audited figures in respect of the full financial year and the published year to date figures upto the end of the third quarter of the relevant financial year. Also, the figures up to the end of the third quarter for the current and previous financial year had only been reviewed and not subjected to audit.

These annual consolidated financial results have been prepared on the basis of the annual consolidated Ind AS financial statements and reviewed quarterly financial results upto the end of the third quarter which are the responsibility of the Company's management. Our responsibility is to express an opinion on these annual consolidated financial results based on our audit of the annual consolidated Ind AS financial statements which have been prepared in accordance with the recognition and measurement principles laid down in the Companies (Indian Accounting Standards) Rules, 2015 as per Section 133 of the Companies Act, 2013 and other accounting principles generally accepted in India and in compliance with Regulation 33 of the Listing Regulations.

We conducted our audit in accordance with the auditing standards generally accepted in India. Those standards require that we plan and perform the audit to obtain reasonable assurance about whether the annual consolidated financial results are free of material misstatement. An audit includes examining, on a test basis, evidence supporting the amounts disclosed as the annual consolidated financial results. An audit also includes assessing the accounting principles used and significant estimates made by management. We believe that our audit provides a reasonable basis for our opinion.

Independent Auditor's Report on annual consolidated financial results of Kokuyo Camlin Limited pursuant to the Regulation 33 of the SEBI (Listing Obligations and Disclosure Requirements) Regulations, 2015 (Continued)

The comparative consolidated financial results for the quarter and year ended 31 March 2017, included in the Statement, are based on the previously issued consolidated financial results of the Company, prepared in accordance with the Accounting Standards specified under Section 133 of the Companies Act, 2013 read with Rule 7 of the Companies (Accounts) Rules, 2014 ('previous GAAP'), which were audited by the predecessor auditor M/s. B. K. Khare & Co. Chartered Accountants, whose report dated 27 April 2017 expressed an unmodified opinion on those audited consolidated financial results. Management has adjusted these results for the differences in the accounting principles adopted by the Company on transition to the Indian Accounting Standards ('Ind AS') and presented a reconciliation of profit under Ind AS of the corresponding quarter and year ended 31 March 2017 with the profit reported under previous GAAP, which have been approved by the Company's Board of Directors and have been audited by us.

We did not audit the financial statement of one subsidiary included in the annual consolidated financial results, whose financial statements reflect total assets of Rs Nil as at 31 March 2018 as well as total revenues of Rs 0.25 lakhs for the year ended 31 March 2018, as considered in the audited consolidated financial results. These financial statements and other financial information have been audited by other auditor whose report has been furnished to us by the management and our report on the Statement, to the extent it has been derived from such financial statements, is based solely on the report of the other auditor. Our opinion is not modified in respect of this matter.

The consolidated Ind AS financial results also include the Group's share of net profit of Rs. Nil for the year ended 31 March 2018, as considered in the consolidated Ind AS financial results, in respect of an associate company, whose financial statements have not been audited by us. These financial statements are unaudited and have been furnished to us by the management and our opinion on the consolidated Ind AS financial results, in so far as it relates to the aforesaid associate company is based solely on such unaudited financial statements. In our opinion and according to the information and explanations given to us by the management, these financial results are not material to the Group. Our opinion is not modified in respect of this matter.

In our opinion and to the best of our information and according to the explanations given to us and based on consideration of the report of other auditors and management accounts on separate financial statements and on other information of the subsidiary and associates as aforesaid, these consolidated annual results:

- i. Include the financial results of the following entities:


Name of the Entity	Relationship
Camlin International Limited *	Wholly Owned Subsidiary
ColArt Camlin Canvas Private Limited	Associate
Excella Pencils Limited #	Associate

*The company has applied for removal of its name from Registrar of Companies on 30 March 2018
Associate upto 30 September 2016

**Independent Auditor's Report on annual consolidated financial results of
Kokuyo Camlin Limited pursuant to the Regulation 33 of the SEBI
(Listing Obligations and Disclosure Requirements) Regulations, 2015
(Continued)**

- ii. have been presented in accordance with the requirements of Regulation 33 of the Listing Regulations in this regard; and
- iii. give a true and fair view of the consolidated net profit and other comprehensive income and other financial information, for the year ended 31 March 2018.

For **B S R & Co. LLP**
Chartered Accountants
Firm's Registration No: 101248W/W-100022



Vijay Mathur
Partner
Membership No: 046476

Mumbai
9 May 2018