

LATL:CS:Q4:BM

28-05-2018

The National Stock Exchange of India Ltd.  
Listing Department  
Exchange Plaza, C-1 Block G,  
Bandra Kurla Complex,  
Bandra (E), Mumbai-400051

The General Manager  
Department of Corporate Services  
BSE Limited  
1<sup>st</sup> Floor, Rotunda Building  
P.J. Towers, Dalal Street, Fort  
Mumbai - 400 001.

**Company Code – LUMAXTECH****Company Code – 532796****Sub: Outcome of Board Meeting of Lumax Auto Technologies Limited held on 28<sup>th</sup> May, 2018**

Dear Sir,

Pursuant to Regulation 30 of The SEBI (Listing Regulations and Disclosure Requirements) Regulations, 2015, we are pleased to inform that the Board of Directors, at its Meeting held on May 28, 2018, have inter-alia taken the following decisions:-

1. Considered and approved the Audited Financial Results for the Quarter/Year Ended March 31, 2018, as recommended by the Audit Committee. A copy of the Consolidated and Standalone Audited Financial Results along with Auditors Report with unmodified opinion and a declaration to that effect is enclosed herewith as per Regulation 33 (3) of the SEBI (Listing Obligations and Disclosure Requirements) Regulations, 2015.
2. The Board of Directors have recommended a Dividend @100% on Equity Share of the Company being a dividend of Rs. 10/- (Rupees Ten only) per Equity Shares of the face value of Rs. 10/- (Rupees Ten only) each as on the date of the recommendation for the Financial Year 2017 -18, subject to approval of Shareholder in the ensuing Annual General Meeting. The proposed dividend will translate into Dividend @ Rs 2/- (Rupees Two only) per Equity Shares of the face value of Rs 2 /- (Rupees Two only) each, after Sub – division of existing One Equity Share of the Face value of Rs. 10/- (Rupees Ten only) each of the Company into 5 Equity Shares of Rs. 2 /- each (Rupees Two only), which is in process.

3. To convene 37<sup>th</sup> Annual General Meeting of the Company on Tuesday, August 21, 2018 at 3.00 p.m.
4. To close the Register of Members and Share Transfer Books of the Company from Monday, the August 13, 2018 to Tuesday, the August 21, 2018 (both days inclusive) for the purpose of Annual General Meeting & for payment of Dividend for the Financial Year Ended March 31, 2018.
5. The Company has fixed June 08, 2018 as the Record Date for the purpose of Split/ Sub-Division of Equity Shares of the Company from Face Value of Rs.10/- per equity share to Face Value of Rs. 2/- per Equity Share.
6. Approved the Re-appointment of Mr. D. K. Jain as Executive Chairman of the Company for a period of 5 years w.e.f. 28.05.2018 and fixation of remuneration thereof subject to approval of Shareholders in the ensuing Annual General Meeting.
7. Approved the Re-appointment of Mr. Anmol Jain as Managing Director of the Company for a period of 5 years w.e.f. 28.05.2018 and fixation of remuneration thereof subject to approval of Shareholders in the ensuing Annual General Meeting.
8. Resignation by Mr. Sandeep Dinodia, Independent Director of the Company was taken on record.

Thanking You,  
Yours faithfully,  
For **LUMAX AUTO TECHNOLOGIES LIMITED**



**SWAPNAL PATANE**  
**COMPANY SECRETARY**

Encl.: as above





## Lumax Auto Technologies Limited

Regd. Office : Plot No. 70, Sector 10, PCNTDA, Bhosari, Pune-411026  
 Website: www.lumaxautotech.com Tel: 020 66304604, 66304617 Fax : 020 66304624  
 Email: shares@lumaxmail.com, CIN: L31909MH1981PLC025519



(Rs. in Lacs unless otherwise stated)

### Statement of Standalone audited / un-audited financial results for the year/quarter ended March 31, 2018

Sr. No.	Particulars	Quarter ended			Year ended	
		31.03.2018 (Audited)	31.12.2017 (unaudited)	31.03.2017 (Audited)	31.03.2018 (Audited)	31.03.2017 (Audited)
1	<b>Income from operations</b>					
	(a) Revenue from operations	19,551.37	15,408.25	12,065.04	60,750.77	52,149.66
	(b) Other income	202.66	146.61	155.26	1,499.47	387.54
	<b>Total Revenue</b>	<b>19,754.03</b>	<b>15,554.86</b>	<b>12,220.30</b>	<b>62,250.24</b>	<b>52,537.20</b>
2	<b>Expenses</b>					
	(a) Cost of materials consumed	9,383.10	8,093.19	4,672.00	29,398.23	20,536.31
	(b) Purchases of trade goods	4,122.91	3,073.36	3,106.52	12,641.51	13,173.04
	(c) Changes in inventories of finished goods, work-in-progress and trade goods	267.09	(606.04)	260.37	(519.43)	509.65
	(d) Excise duty on sales	-	-	961.21	1,157.49	4,076.48
	(e) Employee benefits expense	1,630.26	1,465.34	1,144.09	5,660.29	5,159.77
	(f) Finance Cost	84.40	62.21	97.90	269.45	354.64
	(g) Depreciation and amortisation expense	346.83	342.20	319.12	1,332.63	1,308.37
	(h) Other expenses	2,758.89	2,008.08	1,487.52	8,026.56	6,342.61
	<b>Total expenses</b>	<b>18,593.48</b>	<b>14,438.34</b>	<b>12,048.73</b>	<b>57,966.73</b>	<b>51,460.87</b>
3	<b>Profit from before exceptional items and tax ( 1- 2)</b>	<b>1,160.55</b>	<b>1,116.52</b>	<b>171.57</b>	<b>4,283.51</b>	<b>1,076.33</b>
4	Exceptional Items	(227.50)	-	-	(227.50)	(322.41)
5	<b>Profit before tax (3+4)</b>	<b>933.05</b>	<b>1,116.52</b>	<b>171.57</b>	<b>4,056.01</b>	<b>753.92</b>
6	Tax Expenses					
	Current Tax	298.52	350.13	48.77	1,131.14	246.58
	Deferred Tax	19.49	27.27	9.17	3.10	(31.73)
7	<b>Net Profit / (Loss) for the year / period (5 - 6)</b>	<b>615.04</b>	<b>739.12</b>	<b>113.63</b>	<b>2,921.77</b>	<b>539.07</b>
8	Other Comprehensive Income (net of taxes) Items that will not be reclassified to profit or loss					
	(i) Re-measurement gain/(loss) on defined benefits plans	46.58	-	(10.92)	46.58	(43.69)
	Income tax effect	(16.28)	-	3.62	(16.28)	14.45
	(ii) Gain/(loss) on fair value of investments	348.86	4,611.34	3,302.25	4,232.55	5,039.48
	Income tax effect	(202.72)	-	-	(202.72)	-
9	<b>Total Comprehensive Income for the period [comprising Net Profit for the period/ year and other Comprehensive Income (7 + 8)]</b>	<b>791.48</b>	<b>5,350.46</b>	<b>3,408.58</b>	<b>6,981.90</b>	<b>5,549.31</b>
10	<b>Earning per share :</b>					
	Basic & Diluted ( in Rs.)	4.51	5.42	0.83	21.43	3.96
	Face value per share ( in Rs.)	10.00	10.00	10.00	10.00	10.00

### Statement of Assets & Liabilities

S. No.		As at 31.03.2018 (Audited)	As at 31.03.2017 (Audited)	As at 01.04.2016 (Audited)
I	<b>ASSETS</b>			
	<b>Non-current assets</b>			
	Property, Plant and Equipment	13,917.40	12,114.75	11,516.96
	Capital work-in-progress	259.81	593.11	298.64
	Intangible assets	98.50	89.06	112.50
	Investment in subsidiaries and a Jointly controlled entity	1,630.92	1,600.32	920.17
	<b>Financial Assets</b>			
	Investments	11,474.14	7,241.60	2,202.12
	Other financial assets	178.41	164.67	151.99
	Other non-current assets	467.98	186.43	1,265.48
	<b>Sub-Total Non-Current assets (A)</b>	<b>28,027.16</b>	<b>21,989.94</b>	<b>16,467.86</b>
	<b>Current assets</b>			
	Inventories	4,308.59	2,642.77	3,103.79
	Financial Assets			
	Loans	44.45	28.56	42.36
	Trade receivables	16,651.96	8,756.42	9,588.13
	Cash and bank balances	817.75	1,261.24	785.25
	Other bank balances	12.15	16.36	130.24
	Other financial assets	59.33	13.96	49.04
	Other current assets	905.34	613.84	645.83
	Income tax assets(net)	-	108.77	-
	<b>Sub-Total Non-Current assets (B)</b>	<b>22,799.57</b>	<b>13,441.92</b>	<b>14,344.64</b>
	<b>Total Assets (A+B)</b>	<b>50,826.73</b>	<b>35,431.86</b>	<b>30,812.50</b>

<b>Equity &amp; Liabilities</b>			
Shareholders' funds			
Share capital	1,363.15	1,363.15	1,363.15
Reserves and surplus	24,476.96	18,135.74	12,586.42
<b>Sub-total Shareholder funds (A)</b>	<b>25,840.11</b>	<b>19,498.89</b>	<b>13,949.57</b>
<b>Liabilities</b>			
Non-current liabilities			
Borrowings	36.07	74.56	1,337.01
Deferred tax liabilities (net)	1,048.85	826.76	872.95
<b>Sub-total non-current liabilities (B)</b>	<b>1,084.92</b>	<b>901.32</b>	<b>2,209.96</b>
<b>Current liabilities</b>			
Financial Liabilities			
Borrowings	-	2,000.00	-
Trade payables	18,817.91	8,821.03	10,817.92
Other current financial liabilities	2,468.49	2,770.62	2,506.32
Provisions	349.27	316.93	155.29
Other current liabilities	2,192.92	1,123.07	1,153.22
Current Tax Liabilities (Net)	73.11	-	20.22
<b>Sub-total current liabilities (C)</b>	<b>23,901.70</b>	<b>15,031.65</b>	<b>14,652.97</b>
<b>Total Equity and Liabilities (A+B+C)</b>	<b>50,826.73</b>	<b>35,431.86</b>	<b>30,812.50</b>

**Notes:**

1. First time adoption of Ind AS: The Company has adopted Indian Accounting Standards ("Ind AS") effective April 01, 2017 (transition date being April 01, 2016) and accordingly, the financial results for the quarter and year ended March 31, 2018 have been prepared in accordance with the recognition and measurement principles laid down in the Ind AS 34 "Interim Financial Reporting" prescribed under section 133 of the Companies Act, 2013 read with the relevant rules issued thereunder and the other accounting principles generally accepted in India. Accordingly, the impact of transition has been provided in the opening equity as on April 01, 2016 and figures for the previous quarter/year has been prepared to comply with Ind AS. The results for the quarter/year ended March 31, 2017 were audited under previous GAAP.

2. Reconciliation between financial results as previously reported (referred to as "Previous GAAP") and Ind AS for the quarter and year ended March 31, 2017.

	Profit Reconciliation		Reserve reconciliation
	Quarter ended	Year ended	
	31.03.2017 (Audited)	31.03.2017 (Audited)	As at March 31, 2017
<b>Net Profit/reserves as reported under Previous GAAP</b>	<b>106.31</b>	<b>509.83</b>	<b>12,831.97</b>
<b>Effects of transition to Ind AS</b>			
Fair Value of Investments	-	-	5,303.77
Actuarial Gain/(loss) on employee defined benefit funds recognised in other Comprehensive Income	7.31	29.24	-
<b>Net Profit for the Quarter/year ended under Ind AS/reserve reconciliation</b>	<b>113.62</b>	<b>539.07</b>	<b>18,135.74</b>
Fair Value of Investments	3,302.25	5,039.48	-
Actuarial Gain/(loss) on employee defined benefit funds (net of taxes)	(7.31)	(29.24)	-
<b>Total Comprehensive Income under Ind AS as reported/reserve reconciliation</b>	<b>3,408.56</b>	<b>5,549.31</b>	<b>18,135.74</b>

3. The above financial results have been duly reviewed by the Audit Committee and approved by the Board of Directors in the meeting held on May 28, 2018.

4. The figures of the last quarters are the balancing figures between audited figures in respect of full financial year upto March 31, 2018 and March 31, 2017 and the unaudited published year-to-date figures upto December 31, 2017 and the December 31, 2016, being the date of the end of the third quarter of the financial year which were subjected to limited review.

5. The Board of Directors have recommended, subject to approval of shareholders, dividend of Rs. 10 per share (post share split Rs. 2 per share of face value of Rs. 2 each) (March 31, 2017: Rs. 4.70 per share) of Rs. 10 each for the year ended March 31, 2018.

6. Post applicability of Goods and Services Tax (GST) w.e.f. July 01, 2017, Revenue from Operations are required to be disclosed net of GST in accordance with the requirement of Ind AS. Accordingly, the Revenue from Operations for the quarter and year ended March 31, 2018 are not comparable with the immediately preceding quarter ended / year ended March 31, 2017 and corresponding previous periods presented in the financial results which are reported inclusive of Excise Duty. The following additional information is being provided to facilitate such understanding :

	Quarter ended			Year ended	
	31.03.2018 (Audited)	31.12.2017 (unaudited)	31.03.2017 (Audited)	31.03.2018 (Audited)	31.03.2017 (Audited)
A. Revenue from operations	19,551.37	15,408.25	12,065.04	60,750.77	52,149.66
B. Excise duty	-	-	961.21	1,157.49	4,076.48
C. Revenue from operations excluding excise duty (A-B)	19,551.37	15,408.25	11,103.83	59,593.28	48,073.18


7. Exceptional loss in the current year represents an estimated provision, the Company has made on a conservative basis to meet any possible liability arising out of employee severance compensation in respect of the closure of one of the units of the Company in the earlier year.

8. The Company's business activity falls within a single business segment i.e. manufacturing and trading of Automotive Components and therefore, segment reporting in terms of Ind-AS 108 on Segmental Reporting is not applicable.

9. As at March 31, 2018, the paid up equity share capital of the Company stood at Rs. 1,363.15 lacs divided into Nos. 13,631,541 Equity shares of the face value of Rs. 10 each. The Company has obtained its Boards' approval for Sub-division of existing 1 equity share having face value of Rs. 10 each fully paid-up into 5 equity shares having face value of Rs. 2 each. The following matters was approved by the board in the board meeting held on March 23, 2018.

10. The above financial results are available on the Company's website [www.lumaxautotech.com](http://www.lumaxautotech.com) and also on the websites of NSE ([www.nseindia.com](http://www.nseindia.com)) and BSE ([www.bseindia.com](http://www.bseindia.com))

**For and on behalf of the Board of Directors**



**D. K. Jain**  
Chairman

Place : New Delhi  
Date : May 28, 2018



## Lumax Auto Technologies Limited

Regd. Office : Plot No. 70, Sector 10, PCNTDA, Bhosari, Pune-411026  
 Website: www.lumaxautotech.com Tel: 020 66304604, 66304617 Fax : 020 66304624  
 Email: shares@lumaxmail.com, CIN: L31909MH1981PLC025519



### Statement of Consolidated audited / un-audited financial results for the year/quarter ended March 31, 2018

*Amount in lacs, unless otherwise stated*

Sr. No.	Particulars	Quarter ended			Year ended	
		31.03.2018 (Audited)	31.12.2017 (unaudited)	31.03.2017 (Audited)	31.03.2018 Audited	31.03.2017 Audited
<b>1</b>	<b>Income from operations</b>					
	(a) Revenue from operations	33,158.55	27,721.83	24,172.70	1,13,851.32	1,03,969.72
	(b) Other income	663.73	276.69	363.49	1,524.30	1,049.93
	<b>Total Income</b>	<b>33,822.28</b>	<b>27,998.52</b>	<b>24,536.19</b>	<b>1,15,375.62</b>	<b>1,05,019.65</b>
<b>2</b>	<b>Expenses</b>					
	(a) Cost of materials and component consumed	19,040.95	16,788.25	12,212.94	65,657.58	55,036.79
	(b) Purchase of traded goods	4,145.04	3,095.01	3,295.12	12,761.09	13,496.68
	(c) Changes in inventories of finished goods, work-in-progress and traded goods	312.31	(734.55)	399.19	(604.62)	425.17
	(d) Excise duty on sale of goods	-	-	1,828.85	2,704.23	7,427.89
	(e) Employee benefits expense	2,948.62	2,846.72	2,279.12	11,100.44	9,551.42
	(f) Finance Costs	86.55	59.76	103.62	281.27	382.56
	(g) Depreciation and amortisation expense	668.93	637.95	593.50	2,525.76	2,352.97
	(h) Other expenses	3,891.53	2,931.84	2,716.09	12,074.90	10,725.39
	<b>Total expense</b>	<b>31,093.93</b>	<b>25,624.98</b>	<b>23,428.43</b>	<b>1,06,500.65</b>	<b>99,398.87</b>
<b>3</b>	<b>Profit before share of joint venture, exceptional items and tax ( 1 - 2 )</b>	<b>2,728.35</b>	<b>2,373.54</b>	<b>1,107.76</b>	<b>8,874.97</b>	<b>5,620.78</b>
<b>4</b>	Share of profit of jointly controlled entities (profit after tax)	(126.08)	(95.69)	79.28	(61.53)	292.45
<b>5</b>	<b>Profit before exceptional items and tax ( 3 + 4 )</b>	<b>2,602.27</b>	<b>2,277.85</b>	<b>1,187.04</b>	<b>8,813.44</b>	<b>5,913.23</b>
<b>6</b>	Exceptional Items	(227.50)	-	3.30	(227.50)	(319.11)
<b>7</b>	<b>Profit before tax (5+6)</b>	<b>2,374.77</b>	<b>2,277.85</b>	<b>1,190.34</b>	<b>8,585.94</b>	<b>5,594.12</b>
<b>8</b>	Tax Expenses					
	Current Tax	729.96	742.31	341.80	2,812.40	1,628.72
	Deferred Tax	90.39	46.42	38.00	62.31	(42.53)
<b>9</b>	<b>Net Profit for the period / year after taxes (7 - 8)</b>	<b>1,554.42</b>	<b>1,489.12</b>	<b>810.54</b>	<b>5,711.23</b>	<b>4,007.93</b>
<b>10</b>	<b>Other Comprehensive Income</b>					
	Items that will not be reclassified to profit or loss					
	(i) Re-measurement gain/(loss) on defined benefits plans	25.90	3.50	(4.67)	36.39	(48.76)
	Income tax effect	(9.96)	(1.21)	1.43	(13.60)	16.20
	(ii) Gain/(loss) on fair value of investments	357.36	4,612.42	3,302.91	4,247.39	5,046.59
	Income tax effect	(205.72)	(0.37)	(0.22)	(207.91)	(2.46)
<b>11</b>	<b>Other comprehensive income (net of taxes)</b>	<b>167.58</b>	<b>4,614.34</b>	<b>3,299.45</b>	<b>4,062.27</b>	<b>5,011.57</b>
<b>12</b>	<b>Total comprehensive income for the period / year [comprising net profit for the period and other comprehensive income] (9 + 11)</b>	<b>1,722.00</b>	<b>6,103.46</b>	<b>4,109.99</b>	<b>9,773.50</b>	<b>9,019.50</b>
<b>13</b>	<b>Profit attributable to:</b>					
	a) Owners of Lumax Auto Technologies Limited	1,322.83	1,301.79	674.64	4,874.37	3,449.81
	b) Non- controlling interests	231.59	187.33	135.90	836.86	558.12
	<b>Other comprehensive income attributable to:</b>					
	a) Owners of Lumax Auto Technologies Limited	167.37	4,613.33	3,297.95	4,059.02	5,007.99
	b) Non- controlling interests	0.21	1.01	1.50	3.25	3.58
	<b>Total comprehensive income attributable to:</b>					
	a) Owners of Lumax Auto Technologies Limited	1,490.20	5,915.12	3,972.59	8,933.39	8,457.80
	b) Non- controlling interests	231.80	188.34	137.40	840.11	561.70
<b>14</b>	<b>Earning per share :</b>					
	Basic & Diluted (in Rs. )	9.70	9.55	4.95	35.76	25.31
	Face value per share (in Rs. )	10.00	10.00	10.00	10.00	10.00
<b>Key Standalone Financial Information</b>						
1	Revenue from Operations	19,551.37	15,408.25	12,065.04	60,750.77	52,149.66
2	Profit Before Tax	933.05	1,116.52	171.57	4,056.01	753.92
3	Total Comprehensive Income for the period	791.48	5,350.46	3,408.57	6,981.90	5,549.31

### Statement of assets and liabilities

SL. NO.	Particulars	As at 31.03.2018 (Audited)	As at 31.03.2017 (Audited)	As at 01.04.2016 (Audited)
<b>A</b>	<b>ASSETS</b>			
<b>1</b>	<b>Non-current assets</b>			
	Property, Plant and Equipment	25,150.88	22,526.63	20,945.78
	Capital work-in-progress	1,197.87	1,403.81	623.10
	Investment property	1,930.74	2,002.61	2,059.84
	Intangible assets	233.18	272.27	210.25
	Goodwill	16.64	16.64	-
	Investment in jointly controlled entities	724.30	733.66	241.22
	<b>Financial Assets</b>			
	- Investments	12,007.48	7,760.09	2,713.50
	- Other financial assets	338.79	248.44	240.72
	Income Tax Assets (net)	312.43	-	-
	Other non-current assets	1,052.45	910.15	2,088.78
	Deferred tax assets	137.11	114.61	-
	<b>Subtotal of non-current assets (A)</b>	<b>43,101.87</b>	<b>35,988.91</b>	<b>29,123.19</b>
<b>2</b>	<b>Current assets</b>			
	Inventories	7,802.38	5,536.61	6,013.98
	<b>Financial Assets</b>			
	-Loans	62.41	57.02	81.12
	-Investments	1,477.10	-	-
	-Trade receivables	28,057.42	15,546.35	17,671.49
	-Cash and cash equivalent	2,234.09	2,104.34	1,143.91
	-Other Bank Balance	1,637.98	1,920.67	130.24
	-Other financial assets	99.31	49.22	63.83
	Other current assets	1,431.77	1,344.75	977.43
	<b>Subtotal of current assets (B)</b>	<b>42,802.46</b>	<b>26,558.96</b>	<b>26,082.00</b>
	<b>Total Assets (A+B)</b>	<b>85,904.33</b>	<b>62,547.87</b>	<b>55,205.19</b>

<b>Equity &amp; Liabilities</b>			
<b>3</b>	<b>Equity</b>		
	Equity Share capital	1,363.15	1,363.15
	Other Equity	43,755.49	35,785.62
	Equity attributable to equity holders of the parents	<b>45,118.64</b>	<b>37,148.77</b>
	Non Controlling Interest	3,028.25	2,188.14
	<b>Total Equity (A)</b>	<b>48,146.89</b>	<b>39,336.91</b>
<b>4</b>	<b>Liabilities</b>		
	<b>Non-current liabilities</b>		
	Financial Liabilities		
	-Borrowings	790.15	141.17
	Provisions	723.51	706.80
	Deferred tax liabilities (net)	2,117.84	1,798.63
	<b>Subtotal of non-current liabilities (B)</b>	<b>3,631.50</b>	<b>2,646.60</b>
<b>5</b>	<b>Current liabilities</b>		
	Financial Liabilities		
	-Borrowings	-	2,000.00
	-Trade payables	27,029.86	14,133.17
	-Other financial liabilities	3,351.40	2,410.85
	Provisions	556.91	441.99
	Current Tax Liabilities	173.05	163.88
	Other current liabilities	3,014.72	1,414.47
	<b>Subtotal of current liabilities (C)</b>	<b>34,125.94</b>	<b>20,564.36</b>
	<b>Total Equity and Liabilities (A+B+C)</b>	<b>85,904.33</b>	<b>62,547.87</b>

**Notes:**

- First time adoption of Ind AS: The Company has adopted Indian Accounting Standards ("Ind AS") effective April 01, 2017 (transition date being April 01, 2016) and accordingly, the financial results for the quarter and year ended March 31, 2018 have been prepared in accordance with the recognition and measurement principles laid down in the Ind AS 34 "Interim Financial Reporting" prescribed under section 133 of the Companies Act, 2013 read with the relevant rules issued thereunder and the other accounting principles generally accepted in India. Accordingly, the impact of transition has been provided in the opening equity as on April 01, 2016 and figures for the previous quarter/year has been prepared to comply with Ind AS. The results for the quarter/year ended March 31, 2017 were audited under previous GAAP.
- Reconciliation between financial results as previously reported (referred to as "Previous GAAP") and Ind AS for the quarter and year ended March 31, 2017.

	Profit Reconciliation		Reserve reconciliation
	Quarter ended	Year ended	Year ended
	31.03.2017 (Audited)	31.03.2017 (Audited)	31.03.2017 (Audited)
<b>Net Profit as reported under Previous GAAP</b>	<b>670.53</b>	<b>3,414.31</b>	<b>30,304.25</b>
<b>Effects of transition to Ind AS</b>			
Fair Value of Investments			
Actuarial Gain/(loss) on employee defined benefit funds recognised in other Comprehensive Income (net of taxes)	4.12	35.50	5,481.37
<b>Net Profit for the Quarter/year ended under Ind AS/reserve reconciliation</b>	<b>674.65</b>	<b>3,449.81</b>	<b>35,785.62</b>
Gain on fair value of investments taken in other comprehensive income (net of taxes)	3,302.05	5,043.48	-
Actuarial Gain/(loss) on employee defined benefit funds (net of taxes)	(4.12)	(35.49)	-
<b>Total Comprehensive Income under Ind AS as reported/reserve reconciliation</b>	<b>3,972.58</b>	<b>8,457.80</b>	<b>35,785.62</b>

- The above financial results have been duly reviewed by the Audit Committee and approved by the Board of Directors in the meeting held on May 28, 2018.
- The figures of the last quarter are the balancing figures between audited figures in respect of full financial year upto March 31, 2018 and March 31, 2017 and the unaudited published year-to-date figures upto December 31, 2017 and the December 31, 2016, being the date of the end of the third quarter of the financial year which were subjected to limited review.
- Post applicability of Goods and Services Tax (GST) w.e.f. July 01, 2017, Revenue from Operations are required to be disclosed net of GST in accordance with the requirement of Ind AS. Accordingly, the Revenue from Operations for the quarter and year ended March 31, 2018 are not comparable with the immediately preceding quarter / year ended March 31, 2016 and year ended March 31, 2017 and corresponding previous periods presented in the financial results which are reported inclusive of Excise Duty. The following additional information is being provided to facilitate such understanding :

Particulars	Quarter ended		Year ended	
	31.03.2018 (Audited)	31.12.2017 (unaudited)	31.03.2017 (Audited)	31.03.2017 (Audited)
A. Revenue from operations	33,158.55	27,721.83	24,172.70	1,13,851.32
B. Excise duty	-	-	1,828.85	2,704.23
C. Revenue from operations excluding excise duty (A) - (B)	33,158.55	27,721.83	22,343.85	1,11,147.09

- The Board of Directors have recommended, subject to approval of shareholders, dividend of Rs. 10 per share (post share split Rs. 2 per share of face value of Rs. 2 each) (March 31, 2017: Rs. 4.70 per share) of Rs. 10 each for the year ended March 31, 2018.
- Exceptional loss in the current year represents an estimated provision, the Company has made on a conservative basis to meet any possible liability arising out of employee severance compensation in respect of the closure of one of the units of the Company in the earlier year.
- The Company's business activity falls within a single business segment i.e. manufacturing and trading of Automotive Components and therefore, segment reporting in terms of Ind-AS 108 on Segmental Reporting is not applicable.
- As at March 31, 2018, the paid up equity share capital of the Company stood at Rs. 1,363.15 lacs divided into Nos. 13,631,541 Equity shares of the face value of Rs. 10 each. The Company has obtained its Boards' approval for Sub-division of existing 1 equity share having face value of Rs. 10 each fully paid-up into 5 equity shares having face value of Rs. 2 each. The following matters was approved by the board in the board meeting held on March 23, 2018.
- The above financial results are available on the Company's website www.lumaxautotech.com and also on the websites of NSE (www.nseindia.com) and BSE (www.bseindia.com)

For and on behalf of the Board of Directors



D. K. Jain  
Chairman

Place : New Delhi  
Date : May 28, 2018



**Auditor's Report On Quarterly Financial Results and Year to Date Results of the Company Pursuant to the Regulation 33 of the SEBI (Listing Obligations and Disclosure Requirements) Regulations, 2015**

To  
**Board of Directors of  
Lumax Auto Technologies Limited**


1. We have audited the accompanying statement of quarterly standalone financial results of Lumax Auto Technologies Limited ('the Company') for the quarter ended March 31, 2018 and for the year ended March 31, 2018 ('the Statement'), attached herewith, being submitted by the Company pursuant to the requirement of Regulation 33 of the SEBI (Listing Obligations and Disclosure Requirements) Regulations, 2015 ('the Regulation'), read with SEBI Circular No. CIR/CFD/FAC/62/2016 dated July 5, 2016 ('the Circular'). The standalone financial results for the quarter ended March 31, 2018 and year ended March 31, 2018 have been prepared on the basis of the standalone financial results for the nine-month period ended December 31, 2017, the audited annual standalone Ind AS financial statements as at and for the year ended March 31, 2018, and the relevant requirements of the Regulation and the Circular, which are the responsibility of the Company's management and have been approved by the Board of Directors of the Company. Our responsibility is to express an opinion on these standalone financial results based on our review of the standalone financial results for the nine-month period ended December 31, 2017 which was prepared in accordance with the recognition and measurement principles laid down in Indian Accounting Standard (Ind AS) 34 Interim Financial Reporting, specified under Section 133 of the Companies Act 2013 read with relevant rules issued thereunder and other accounting principles generally accepted in India; our audit of the annual standalone Ind AS financial statements as at and for the year ended March 31, 2018; and the relevant requirements of the Regulation and the Circular.
2. We conducted our audit in accordance with the auditing standards generally accepted in India. Those standards require that we plan and perform the audit to obtain reasonable assurance about whether the financial results are free of material misstatement. An audit includes examining, on a test basis, evidence supporting the amounts disclosed as financial results. An audit also includes assessing the accounting principles used and significant estimates made by management. We believe that our audit provides a reasonable basis for our opinion.
3. In our opinion and to the best of our information and according to the explanations given to us, these quarterly standalone financial results as well as the year to date results:
  - i. are presented in accordance with the requirements of the Regulation read with the Circular, in this regard; and
  - ii. give a true and fair view of the net profit including other comprehensive income and other financial information for the quarter ended March 31, 2018 and for the year ended March 31, 2018.



**S.R. BATLIBOI & CO. LLP**  
Chartered Accountants

4. Further, read with paragraph 1 above, we report that the figures for the quarter ended March 31, 2018 represent the derived figures between the audited figures in respect of the financial year ended March 31, 2018 and the published year-to-date figures up to December 31, 2017, being the date of the end of the third quarter of the current financial year, which were subjected to a limited review as stated in paragraph 1 above, as required under the Regulation and the Circular.

**For S.R. BATLIBOI & CO. LLP**  
Chartered Accountants  
ICAI Firm Registration Number: 301003E/E300005

  
per Vikas Mehra  
Partner  
Membership No.: 094421



Place: New Delhi  
Date: May 28, 2018



**Auditor's Report On Quarterly Consolidated Financial Results and Year to Date Results of the Company Pursuant to the Regulation 33 of the SEBI (Listing Obligations and Disclosure Requirements) Regulations, 2015**

To  
**Board of Directors of  
Lumax Auto Technologies Limited**

1. We have audited the accompanying statement of quarterly consolidated financial results of Lumax Auto Technologies Limited ('the Company') comprising its subsidiaries (together, 'the Group' and its joint venture for the quarter ended March 31, 2018 and the consolidated financial results for the year ended March 31, 2018 ('the Statement'), attached herewith, being submitted by the Company pursuant to the requirement of Regulation 33 of the SEBI (Listing Obligations and Disclosure Requirements) Regulations, 2015 ('the Regulation'), read with SEBI Circular No. CIR/CFD/FAC/62/2016 dated July 5, 2016 ('the Circular'). The consolidated financial results for the quarter ended March 31, 2018 and year ended March 31, 2018 have been prepared on the basis of the consolidated financial results for the nine-month period ended December 31, 2017, the audited annual consolidated Ind AS financial statements as at and for the year ended March 31, 2018, and the relevant requirements of the Regulation and the Circular, which are the responsibility of the Company's management and have been approved by the Board of Directors of the Company. Our responsibility is to express an opinion on these consolidated financial results based on our review of the consolidated financial results for the nine-month period ended December 31, 2017 which was prepared in accordance with the recognition and measurement principles laid down in Indian Accounting Standard (Ind AS) 34 Interim Financial Reporting, specified under Section 133 of the Companies Act 2013 read with relevant rules issued thereunder and other accounting principles generally accepted in India; our audit of the annual consolidated Ind AS financial statements as at and for the year ended March 31, 2018; and the relevant requirements of the Regulation and the Circular.
2. We conducted our audit in accordance with the auditing standards generally accepted in India. Those standards require that we plan and perform the audit to obtain reasonable assurance about whether the consolidated financial results are free of material misstatements. An audit includes examining, on a test basis, evidence supporting the amounts disclosed as financial results. An audit also includes assessing the accounting principles used and significant estimates made by management. We believe that our audit provides a reasonable basis for our opinion.
3. In our opinion and to the best of our information and according to the explanations given to us and based on the consideration of the reports of other auditors on separate financial statements and the other financial information of subsidiaries and joint venture entity, these quarterly consolidated financial results as well as the year to date results:

i. includes the results of the following entities:

1.	Lumax Auto Technologies Limited
	<b>Subsidiary Companies</b>
2.	Lumax DK Auto Industries Limited
3.	Lumax Mannoh Allied Technologies Limited
4.	Lumax Integrated Ventures Private Limited
5.	Lumax Cornaglia Auto Technologies Private Limited
6.	Lumax Management Services Private Limited
	<b>Joint Venture entity</b>
7.	Lumax Gill-Austem Auto Technologies Private Limited
	<b>Joint Venture entity of Lumax Integrated Ventures Private limited</b>
8.	Lumax Sipal Engineering Private Limited
	<b>Subsidiary companies of Lumax Integrated Ventures Private limited</b>
9.	Lumax Energy Solutions Private Limited
10.	Velomax Mobility Private Limited





# S.R. BATLIBOI & CO. LLP

Chartered Accountants

- ii. are presented in accordance with the requirements of the Regulation read with the Circular, in this regard; and
  - iii. give a true and fair view of the consolidated net profit including and other comprehensive income and other financial information for the quarter ended March 31, 2018 and for the year ended March 31, 2018.
4. We did not audit the financial statements and other financial information, in respect of above mentioned subsidiaries, whose Ind AS financial statements include total assets of Rs. 36,946.94 lacs as at March 31, 2018, and total revenues of Rs. 14,754.82 lacs and Rs. 56,124.58 lacs for the quarter and the year ended on that date respectively. These Ind AS financial statements and other financial information have been audited by other auditors, which financial statements, other financial information and auditor's reports have been furnished to us by the management. The consolidated Ind AS financial statements also include the Group's share of net loss of Rs. 126.08 lacs and Rs. 61.53 lacs for the quarter and for the year ended March 31, 2018 respectively, as considered in the consolidated Ind AS financial statements, in respect of one joint venture and one joint venture of one of the subsidiaries companies, whose financial statements, other financial information have been audited by other auditors and whose reports have been furnished to us by the management. Our opinion, in so far as it relates to the affairs of such subsidiaries and joint venture entity is based solely on the report of other auditors. Our opinion is not modified in respect of this matter.
5. Further, read with paragraph 1 above, we report that the figures for the quarter ended March 31, 2018 represent the derived figures between the audited figures in respect of the financial year ended March 31, 2018 and the published year-to-date figures up to December 31, 2017, being the date of the end of the third quarter of the current financial year, which were subjected to a limited review as stated in paragraph 1 above, as required under the Regulation and the Circular.

For S.R. BATLIBOI & CO. LLP

Chartered Accountants

ICAI Firm Registration Number: 3010037E300005

per Vikas Mehra

Partner

Membership No.: 094421



Place: New Delhi

Date: May 28, 2018

28.05.2018

LATL:CS:Q4:BM

The National Stock Exchange of India Ltd.  
Listing Department  
Exchange Plaza, C-1 Block G,  
Bandra Kurla Complex,  
Bandra (E), Mumbai-400051

The General Manager  
Department of Corporate Services  
BSE Limited  
1<sup>st</sup> Floor, Rotunda Building, P.J.  
Towers, Dalal Street, Fort, Mumbai -  
400 001.

Company Code – LUMAXTECHCompany Code – 532796


Sub: Declaration in terms of Regulation 33(3)(d) of SEBI (Listing Obligations and Disclosure Requirements) Regulations, 2015

Dear Sir/Madam,

In terms of the second proviso to Regulation 33(3)(d) of SEBI (Listing Obligations and Disclosure Requirements) Regulations, 2015, as amended, we declare that M/s S.R. Batliboi & Co. LLP, Statutory Auditors of the Company have provided the Audit Reports with unmodified opinion for the Annual Financial results (Standalone and Consolidated) of the Company for the financial year ended March 31, 2018.

Thanking You,

Yours faithfully,

For **LUMAX AUTO TECHNOLOGIES LIMITED**

**ASHISH DUBEY**  
**CHIEF FINANCIAL OFFICER**