

# DOLPHIN OFFSHORE ENTERPRISES (INDIA) LTD.

701 & 702, 7<sup>TH</sup> FLOOR, LAKHANI CENTRIUM, PLOT NO. 27, SECTOR 15, CBD BELAPUR (E),  
NAVI MUMBAI - 400 614. • TEL. (BOARD) +91-22-4906 3600 • FAX: (BOARD) +91-22-49063601/2  
Email : customers@dolphinoffshore.com



**REF : CORP/SECT/AM/B4**  
**DATE : MAY 28 2018**

The General Manager  
The Corporate Relation Department  
Bombay Stock Exchange Limited  
PhirozaJeejeebhoy Towers  
14<sup>th</sup> Floor, Dalal Street  
**Mumbai 400 023**

The National Stock Exchange India Ltd.  
Listing Department  
Exchange Plaza  
Bandra Kurla Complex  
Bandra (East)  
**Mumbai 400 051**

**SYMBOL: 522261**

**DOLPHINOFF**

**SUB : INFORMATION PURSUANT TO REGULATION 30 AND 33 OF THE SEBI (LISTING OBLIGATIONS AND DISCLOSURE REQUIREMENTS) REGULATIONS, 2015.**

Dear Sir,

Pursuant to Regulation 30 and 33 of the SEBI (Listing Obligations and Disclosure Requirements) Regulations, 2015, we are submitting herewith, the Annual Audited Financial Results along with the Statement on Impact of Audit Qualifications for the year ended 31<sup>st</sup> March, 2018, which were approved by the Board of Directors of the Company at its adjourned Meeting held today, that commenced at 12 p.m. and concluded at 4.00 p.m.

Also we would like to inform you that, the Board of Directors in their meeting held on May 28, 2018, interalia have accorded the following item:

- 1) Approved Annual Audited Financial Results of the Company for the year ended March 31, 2018.
- 2) To hold the Annual General Meeting of the Company on September 11, 2018.
- 3) Approved the items stated in the AGM Notice.

Kindly take note of the same.

Thanking you,

Yours faithfully,

For **DOLPHIN OFFSHORE ENTERPRISES (INDIA) LTD.**

**V. SURENDRAN**  
**VP (CORP & LEGAL) AND COMPANY SECRETARY**

**Encl. : As above**



REGD. OFFICE : 1001, RAHEJA CENTRE, 214 NARIMAN POINT, MUMBAI-400 021,INDIA.  
TEL.: 91-22-22832226/34/42 • Fax : 91-22-22875403 • Website : www.dolphinoffshore.com  
CIN : L11101MH1979PLC021302 © REGISTERED TRADE MARK

**DOLPHIN OFFSHORE ENTERPRISES (INDIA) LIMITED**  
**CIN: L11101MH1979PLC021302**  
**1001, RAHEJA CENTRE, 214, NARIMAN POINT, MUMBAI - 400 021**  
**AUDITED FINANCIAL RESULTS FOR THE QUARTER AND YEAR ENDED 31ST MARCH, 2018**

(Rs in lakhs)

|   | Standalone                    |                 |                               |                   |                   | Consolidated     |                   |
|---|-------------------------------|-----------------|-------------------------------|-------------------|-------------------|------------------|-------------------|
|   | Quarter Ended                 |                 |                               | Year Ended        |                   | Year Ended       |                   |
|   | 31.03.2018                    | 31.12.2017      | 31.03.2017                    | 31.03.2018        | 31.03.2017        | 31.03.2018       | 31.03.2017        |
|   | Audited<br>(Refer<br>Note 10) | Unaudited       | Audited<br>(Refer<br>Note 10) | Audited           | Audited           | Audited          | Audited           |
| <b>INCOME</b>   |                               |                 |                               |                   |                   |                  |                   |
| I Revenue from operations   | 1,690.70                      | 662.52          | 634.63                        | 5,480.55          | 6,220.52          | 16,770.56        | 20,753.65         |
| II Other income   | 28.65                         | (4.63)          | 16.00                         | 76.05             | 74.51             | 82.68            | 2,108.29          |
| <b>III TOTAL INCOME</b>   | <b>1,719.35</b>               | <b>657.89</b>   | <b>650.63</b>                 | <b>5,556.60</b>   | <b>6,295.03</b>   | <b>16,853.24</b> | <b>22,861.94</b>  |
| <b>IV EXPENSES</b>  |                               |                 |                               |                   |                   |                  |                   |
| a. Cost of services and materials   | 799.33                        | 590.18          | 363.36                        | 3,745.05          | 3,058.87          | 7,152.98         | 5,480.19          |
| b. Changes in inventories   | 19.74                         | -               | 85.65                         | 66.59             | 148.42            | 66.59            | 148.42            |
| c. Employee benefits expense  | 292.21                        | 251.73          | 289.01                        | 1,044.69          | 1,116.89          | 1,595.14         | 1,639.39          |
| d. Finance costs  | 400.49                        | 342.21          | 368.25                        | 1,364.55          | 1,105.47          | 1,263.28         | 1,042.74          |
| e. Depreciation and amortisation expense  | 160.03                        | 46.35           | 412.71                        | 320.46            | 642.67            | 3,587.60         | 4,240.59          |
| f. Other expenses   | 589.90                        | 223.49          | 1,036.94                      | 954.36            | 1,884.95          | 3,958.66         | 9,034.28          |
| <b>TOTAL EXPENSES</b>   | <b>2,261.70</b>               | <b>1,453.96</b> | <b>2,555.92</b>               | <b>7,495.70</b>   | <b>7,957.27</b>   | <b>17,624.25</b> | <b>21,585.61</b>  |
| <b>V PROFIT/(LOSS) BEFORE EXCEPTIONAL ITEMS AND TAX (III - IV)</b>                      | <b>(542.35)</b>               | <b>(796.07)</b> | <b>(1,905.29)</b>             | <b>(1,939.10)</b> | <b>(1,662.24)</b> | <b>(771.01)</b>  | <b>1,276.33</b>   |
| VI Exceptional items (Refer Note 8)   | -                             | -               | -                             | -                 | 2,448.52          | -                | 2,448.52          |
| <b>VII PROFIT/(LOSS) BEFORE TAX (V - VI)</b>  | <b>(542.35)</b>               | <b>(796.07)</b> | <b>(1,905.29)</b>             | <b>(1,939.10)</b> | <b>(4,110.76)</b> | <b>(771.01)</b>  | <b>(1,172.19)</b> |
| <b>VIII TAX EXPENSE</b>   |                               |                 |                               |                   |                   |                  |                   |
| a. Current tax  | -                             | -               | 18.11                         | -                 | 18.11             | 99.85            | 158.72            |
| b. Deferred tax   | (227.45)                      | 4.45            | (225.98)                      | (221.38)          | (215.07)          | (7.85)           | (219.19)          |
|   | (227.45)                      | 4.45            | (207.87)                      | (221.38)          | (196.96)          | 92.00            | (60.47)           |
| <b>IX PROFIT/(LOSS) FOR THE PERIOD/YEAR (VII-VIII)</b>                                  | <b>(314.90)</b>               | <b>(800.52)</b> | <b>(1,697.42)</b>             | <b>(1,717.72)</b> | <b>(3,913.80)</b> | <b>(863.01)</b>  | <b>(1,111.72)</b> |
| Profit attributable to Non-controlling Interest   |                               |                 |                               |                   |                   | 0.21             | 0.37              |
| Profit attributable to Owners   |                               |                 |                               |                   |                   | (863.22)         | (1,112.09)        |
| <b>X OTHER COMPREHENSIVE INCOME</b>   |                               |                 |                               |                   |                   |                  |                   |
| A (i) Items that will not be reclassified to profit or loss                             |                               |                 |                               |                   |                   |                  |                   |
| (a) Remeasurement of defined benefit scheme   | (14.20)                       | 2.27            | 7.56                          | (7.40)            | 9.07              | (16.15)          | 11.13             |
| (b) Income tax relating to above  | 4.02                          | (0.70)          | (2.33)                        | 1.92              | (2.80)            | 4.20             | (3.48)            |
| B (i) Items that will be reclassified to profit or loss                                 |                               |                 |                               |                   |                   |                  |                   |
| (a) Exchange differences on translating the financial statements of a foreign operation |                               |                 |                               |                   |                   | 87.30            | (700.20)          |
| <b>Other comprehensive income for the period/year (net of tax)</b>                      | <b>(10.18)</b>                | <b>1.57</b>     | <b>5.23</b>                   | <b>(5.48)</b>     | <b>6.27</b>       | <b>75.35</b>     | <b>(692.55)</b>   |
| Other Comprehensive income attributable to Non- controlling Interest                    |                               |                 |                               |                   |                   |                  |                   |
| Other Comprehensive income attributable to Owners                                       |                               |                 |                               |                   |                   | 75.35            | (692.55)          |
| <b>XI TOTAL COMPREHENSIVE INCOME FOR THE PERIOD/YEAR (IX + X)</b>                       | <b>(325.08)</b>               | <b>(798.95)</b> | <b>(1,692.19)</b>             | <b>(1,723.20)</b> | <b>(3,907.53)</b> | <b>(787.66)</b>  | <b>(1,804.27)</b> |
| Total Comprehensive Income attributable to Non-controlling Interest                     |                               |                 |                               |                   |                   | 0.21             | 0.37              |
| Total Comprehensive income attributable to Owners                                       |                               |                 |                               |                   |                   | (787.87)         | (1,804.64)        |
| <b>XII Paid up equity share capital (Face value of ₹ 10/- each)</b>                     | <b>1,677.25</b>               | <b>1,677.25</b> | <b>1,677.25</b>               | <b>1,677.25</b>   | <b>1,677.25</b>   | <b>1,677.25</b>  | <b>1,677.25</b>   |
| <b>XIII Earnings per equity share (not annualised)*</b>                                 |                               |                 |                               |                   |                   |                  |                   |
| (a) Basic (Rs)  | *(1.93)                       | *(4.76)         | *(10.09)                      | (10.27)           | (23.30)           | (4.70)           | (10.76)           |
| (b) Diluted (Rs)  | *(1.93)                       | *(4.76)         | *(10.09)                      | (10.27)           | (23.30)           | (4.70)           | (10.76)           |





**Notes :**

- 1 The above results have been reviewed by the Audit Committee and approved by the Board of Directors of the Company at their meeting held on 28th May, 2018. The financial results for the quarter and year ended 31st March, 2018 have been subjected to audit carried out by the statutory auditors under Regulation 33 of SEBI (Listing Obligations and Disclosure Requirements) Regulations, 2015.
- 2 In compliance of MCA Notification dated 16th February, 2015, the Company has adopted Indian Accounting Standards (the 'Ind AS') from 1st April, 2017 (Transaction Date 1st April, 2016).
- 3 The Ind AS compliant financial results for the quarter and year ended 31st March, 2018, have been restated to Comply with Ind AS and are comparable on a like to like basis, which has been audited by the statutory auditors.
- 4 Revenue from operations have been presented in accordance with Ind AS 18, *Revenue*. For the previous periods, upto 30th June, 2017, the revenue has been shown as net of service tax (as applicable) and for the current quarters ended 31st March, 2018 and 31st December, 2017 as net of Goods and Services Tax (GST) (as applicable). Similarly, total services and material costs for the previous periods include value added tax paid, whereas for the current quarters ended 31st March, 2018 and 31st December, 2017, the cost has been presented net of GST. Hence, Revenue from operations and total services and material costs for the previous periods are not comparable with the current period figures.
- 5 (a) Reconciliation of financial results between previously reported ('Indian GAAP') and the Ind AS for the quarter and year ended 31st March, 2017 is as under:

|       | Particulars   | (Rs in Lakhs)                               |  |  |
|-------|---|---|--|--|
|       |   | Standalone                                  |  | Consolidated                             |
|       |   | Quarter ended on 31st March, 2017 (Audited) | Year ended on 31st March, 2017 (Audited) | Year ended on 31st March, 2017 (Audited) |
|       | <b>Net profit/(loss) as per Indian GAAP</b>   | <b>(1,186.63)</b>                           | <b>(3,363.44)</b>                        | <b>1,315.86</b>                          |
| (i)   | Effect of measuring financial guarantee contract in accordance with Ind AS 109.                     | (12.40)                                     | (52.32)                                  |  |
| (ii)  | Additional depreciation on account of fair value of property, plant and equipment                   | (116.83)                                    | (116.83)                                 | (2119.46)                                |
| (iii) | Provision for doubtful trade receivables as per Expected Credit Loss model.                         | (597.54)                                    | (597.54)                                 | (597.54)                                 |
| (iv)  | Capitalisation of Dry dock expenses (net of additional depreciation)                                |   |  | 72.82                                    |
| (v)   | Accounting of Joint venture based on equity method  |   |  | 0.18                                     |
| (vi)  | Remeasurements gain/ (loss) on defined benefit plans now reclassified to Other comprehensive income | (7.56)                                      | (9.07)                                   | 11.13                                    |
| (vii) | Deferred tax impact on account of the above adjustments   | 223.54                                      | 225.40                                   | 220.58                                   |
|       | <b>Net profit/(loss) as per Ind AS</b>  | <b>(1,697.42)</b>                           | <b>(3,913.80)</b>                        | <b>(1,096.43)</b>                        |
|       | Other comprehensive Income, net of tax  | (1,697.42)                                  | (3,913.80)                               | (1,096.43)                               |
|       | Remeasurements gain/ (loss) on defined benefit plans  | 5.23  | 6.27                                     | (7.65)                                   |
|       | Exchange differences on translating the financial statements of a foreign operation                 |   |  | (700.20)                                 |
|       | <b>Total comprehensive income as per Ind AS</b>   | <b>(1,692.19)</b>                           | <b>(3,907.53)</b>                        | <b>(1,804.28)</b>                        |





(b) Reconciliation of Equity between previously reported ('Indian GAAP') and the Ind AS as at 31st March, 2017 is as under:

|                                  |   | (Rs in Lakhs)                                  |  |
|----------------------------------|---|--|--|
|                                  |   | Standalone                                     | Consolidated                                   |
| Particulars                      |   | Year ended on<br>31st March,<br>2017 (Audited) | Year ended on<br>31st March,<br>2017 (Audited) |
| <b>Equity as per Indian GAAP</b> |   | <b>11,233.67</b>                               | <b>45,053.50</b>                               |
| (i)                              | On account of measuring certain property, plant and equipment at fair value       | 1,892.86                                       | 17,826.91                                      |
| (ii)                             | Additional depreciation on account of fair value of property, plant and equipment | (116.83)                                       | (2,119.46)                                     |
| (iii)                            | Provision for doubtful trade receivables as per Expected Credit Loss model        | (1,859.44)                                     | (1,859.44)                                     |
| (iv)                             | Effect of measuring financial guarantee contract in accordance with Ind AS 109    | 43.44  | -  |
| (v)                              | Capitalisation of Dry dock expenses (net of additional depreciation)              |  | 72.82  |
| (vi)                             | Accounting of Joint venture based on equity method                                |  | 66.55  |
| (vii)                            | Deferred tax impact on account of the above adjustments                           | 25.96  | (27.50)  |
| <b>Equity as per Ind AS</b>      |   | <b>11,219.66</b>                               | <b>59,013.38</b>                               |

6 Considering the nature of projects being executed by the Company for its main customers, the consequential claims and counter claims towards liquidated damages, change order, etc., and as per general practice prevalent in the industry, the balances outstanding as trade receivables (which also include interest charged as per contract terms), billable costs, advances to/balances payables towards contractors and vendors of the Company are not confirmed by customers/vendors and against some of the customers the Company has also initiated legal actions. The Management, however, is of the opinion that such receivables/payables are stated at their realisable/payable value and adequate provisions have been made in the books of account, wherever necessary.

7 The Auditor's Report on the standalone and consolidated financial results has qualifications/reservations as under:

(a) Trade receivable and accrued income include Rs.13,17.77 lakhs; (31st March, 2017 - Rs.13,17.77 lakhs) due from an entity which is declared Sick and in respect of which a Scheme of Rehabilitation is under implementation. The Management, however, is of the opinion that provision amounting to Rs.4,26.12 lakhs; (31st March, 2017 - Rs. 4,26.12 lakhs) made against such receivable is adequate .

(b) Advances recoverable includes Rs. 2,13.18 lakhs; (31st March, 2017 - Rs.2,13.18 lakhs) from a vendor which has not been refunded/adjusted for a considerable period of time. The Management, however, is of the opinion that such advances are refundable/adjustable.

(c) An amount of Rs.2,93.26 lakhs recoverable from a vendor on account cost of materials and services incurred for which the claim is yet to be made. The Management, however, is of the opinion that such amount will be adjusted.

(d) During the year 2013-14 and 2014-15, the Company has incurred additional expenditure on executing additional work in terms of an EPC contract. The Company has quantified the value of extra work done at Rs. 103,59.19 lakhs; (31st March, 2017 - Rs. 100,35.13 lakhs) and has commenced discussions with the customer for acceptance of its claim. Out of the claim, invoices for Rs. 24,82.49 lakhs; (31st March, 2017 - Rs. 21,58.43 lakhs) have been raised on the customer and the balance amount of Rs. 78,76.70 lakhs; (31st March, 2017 - Rs. 78,76.70 lakhs) accrued on this account is included under other current assets pending finalisation of the claim by the customer.

(e) Trade receivable includes Rs. 25,20.49 lakhs; (31st March, 2017 - Rs. 25,12.94 lakhs) due from a charter hire contract. The said hirer has disputed the claim and has raised counter claim for damages of Rs. 15,83.03 lakhs against the Company. The Management, however, is of the opinion that no provision is required against such counter claim made by the customer, since it is not tenable.

(f) Trade and other receivables include an amount of Rs. 2,23,52.73 lakhs; (31st March, 2017 - Rs. 1,81,81.98 lakhs) for which auditors of subsidiary company have not been able to obtain sufficient appropriate audit evidence as to its recoverability as at reporting date. The Management, however, is confident that no provision is required against such receivables.

(g) Auditors of a Joint Venture Company (JVC) in their audit report have drawn attention to the accumulated losses and the consequential erosion of the net-worth of the JVC. The Management, however, is confident of reviving and accordingly, the accounts of the JVC are prepared on a going concern basis.



8 Exceptional items amounting to Rs. Nil (31st March, 2017 - 24,48.52 lakhs) include the following :

(Rs in Lakhs)

|   | Year ended |                 |
|---|------------|-----------------|
|   | 31.03.2018 | 31.03.2017      |
| - Debts written-off *                             | -          | 26,00.78        |
| - Recovery of debts written off in earlier years* | -          | (1,52.26)       |
| <b>Total :</b>                                    | -          | <b>24,48.52</b> |

(\* On account of extended litigation / resolution)

9 As the Company has only one business segment, namely, Offshore Services, the segment reporting requirement under Ind AS 108, Operating Segments, is not applicable.

10 The figures of the last quarter are the balancing figures between the audited figures in respect of the full financial year and year to date figures upto the third quarter of the financial year.

11 Previous quarters/year figures have been re-grouped, where necessary.

For and on behalf of the Board of  
Dolphin Offshore Enterprises (India) Limited



  
Sabyasachi Hajara  
Chairman  
DIN No. 00004485

Place : Mumbai  
Date : 28th May, 2018





**DOLPHIN OFFSHORE ENTERPRISES (INDIA) LIMITED**  
**CIN: L11101MH1979PLC021302**  
**1001, RAHEJA CENTRE, 214, NARIMAN POINT, MUMBAI - 400 021.**  
**STATEMENT OF ASSETS AND LIABILITIES**

(Rs in lakhs)

| Particulars                              | Standalone          |                     | Consolidated        |                     |
|--|---------------------|---------------------|---------------------|---------------------|
|  | Audited             | Audited             | Audited             | Audited             |
|  | As at<br>31.03.2018 | As at<br>31.03.2017 | As at<br>31.03.2018 | As at<br>31.03.2017 |
| <b>A ASSETS</b>                          |                     |                     |                     |                     |
| <b>1 Non-current assets</b>              |                     |                     |                     |                     |
| (a) Property, plant and equipment        | 2,631.30            | 2,952.36            | 27,782.65           | 31,212.66           |
| (b) Capital work-in progress             | -                   | -                   | 13.03               | 13.00               |
| (c) Goodwill on consolidation            | -                   | -                   | 1,147.01            | 1,147.01            |
| (d) Other intangible assets              | -                   | 0.05                | 3.95                | 6.41                |
| (e) Financial assets                     |                     |                     |                     |                     |
| i) Investments                           | 2,001.82            | 1,999.32            | 2.00                | 2.00                |
| ii) Trade receivables                    | -                   | -                   | 10.54               | 10.54               |
| iii) Loans                               | 15.13               | 15.13               | 15.32               | 15.28               |
| iv) Others                               | 232.57              | 232.57              | 492.52              | 588.42              |
| (d) Non-current tax assets (net)         | 1,809.70            | 1,771.01            | 2,254.66            | 2,215.32            |
| (e) Deferred tax assets (net)            | 300.00              | 76.69               | 300.00              | 76.70               |
| (f) Other non-current assets             | 1,324.42            | 1,312.54            | 1,324.42            | 1,302.75            |
| <b>Sub-Total</b>                         | <b>8,314.94</b>     | <b>8,359.67</b>     | <b>33,346.10</b>    | <b>36,590.09</b>    |
| <b>2 Current assets</b>                  |                     |                     |                     |                     |
| (a) Inventories                          | 602.74              | 669.32              | 755.28              | 769.07              |
| (b) Financial assets                     |                     |                     |                     |                     |
| i) Trade receivables                     | 9,693.92            | 7,274.31            | 29,245.44           | 23,155.33           |
| ii) Cash and cash equivalents            | 21.58               | 6.31                | 103.30              | 332.47              |
| iii) Bank balances other than (ii) above | 1,392.43            | 712.29              | 1,392.43            | 712.29              |
| iv) Loans                                | 12.90               | 12.73               | 166.08              | 20.32               |
| v) Others                                | 9,398.23            | 9,666.01            | 13,713.77           | 13,328.47           |
| (c) Other current assets                 | 373.08              | 477.16              | 787.39              | 434.66              |
| <b>Sub-Total</b>                         | <b>21,494.88</b>    | <b>18,818.13</b>    | <b>46,163.69</b>    | <b>38,752.61</b>    |
| <b>TOTAL ASSETS</b>                      | <b>29,809.82</b>    | <b>27,177.80</b>    | <b>79,509.79</b>    | <b>75,342.70</b>    |
| <b>B EQUITY AND LIABILITIES</b>          |                     |                     |                     |                     |
| <b>1 Equity</b>                          |                     |                     |                     |                     |
| (a) Equity share capital                 | 1,677.25            | 1,677.25            | 1,677.25            | 1,677.25            |
| (b) Other equity                         | 7,869.86            | 9,542.41            | 56,560.91           | 57,336.13           |
| (c) Non controlling interest             | -                   | -                   | 9.89                | 9.68                |
| <b>Sub-Total</b>                         | <b>9,547.11</b>     | <b>11,219.66</b>    | <b>58,248.05</b>    | <b>59,023.06</b>    |
| <b>2 Liabilities</b>                     |                     |                     |                     |                     |
| <b>Non-current liabilities</b>           |                     |                     |                     |                     |
| (a) Financial liabilities                |                     |                     |                     |                     |
| i) Borrowings                            | 81.50               | 48.00               | 81.50               | 48.00               |
| (b) Provisions                           | 122.63              | 65.64               | 152.95              | 95.28               |
| (c) Deferred tax liabilities (net)       | -                   | -                   | 252.06              | 40.82               |
| <b>Sub-Total</b>                         | <b>204.13</b>       | <b>113.64</b>       | <b>486.51</b>       | <b>184.10</b>       |
| <b>Current liabilities</b>               |                     |                     |                     |                     |
| (a) Financial liabilities                |                     |                     |                     |                     |
| i) Borrowings                            | 9,182.12            | 6,252.89            | 6,297.18            | 5,727.81            |
| ii) Trade payables                       | 6,488.49            | 6,606.68            | 6,297.24            | 4,952.03            |
| iii) Other financial liabilities         | 3,852.60            | 2,720.58            | 7,082.72            | 3,516.35            |
| (b) Other current liabilities            | 467.91              | 188.75              | 1,009.32            | 1,857.90            |
| (c) Provisions                           | 67.46               | 75.60               | 88.77               | 81.45               |
| <b>Sub-Total</b>                         | <b>20,058.58</b>    | <b>15,844.50</b>    | <b>20,775.23</b>    | <b>16,135.54</b>    |
| <b>TOTAL EQUITY AND LIABILITIES</b>      | <b>29,809.82</b>    | <b>27,177.80</b>    | <b>79,509.79</b>    | <b>75,342.70</b>    |



**Annexure I**

**Statement on Impact of Audit Qualifications (for audit report with modified opinion) submitted along-with Annual Audited Financial Results – Standalone**






(Rupees in Lacs)

| Statement on Impact of Audit Qualifications for the Financial Year ended March 31, 2018<br>[See Regulation 33 / 52 of the SEBI (LODR) (Amendment) Regulations, 2016]   |  |   |   |  |
|--|--|---|---|--|
| I.   | Sl. No.  | Particulars   | Audited Figures (as reported before adjusting for qualifications) | Adjusted Figures (audited figures after adjusting for qualifications)* |
|  | 1.   | Turnover / Total income   | 55,56.60  | 55,56.60   |
|  | 2.   | Total Expenditure   | 74,95.70  | 77,08.88   |
|  | 3.   | Net Profit/(Loss)   | (17,23.20)  | ( 19,36.38)  |
|  | 4.   | Earnings Per Share (In Rupees)                                      | (10.27)   | (11.54)  |
|  | 5.   | Total Assets  | 2,14,94.88  | 2,12,81.70   |
|  | 6.   | Total Liabilities   | 1,19,47.77  | 1,19,47.77   |
|  | 7.   | Net Worth   | 95,47.11  | 93,33.93   |
|  | 8.   | Any other financial item(s) (as felt appropriate by the management) | -   | -  |
| * Impact of qualifications has been ascertained in respect of qualification no. II (a). However, the impacts of audit qualifications could not be ascertained in respect of qualifications no. II (b) and II (c) for the reasons stated therein. |  |   |   |  |
| II.  | <b>Audit Qualification (each audit qualification separately):</b>  |   |   |  |
| (a)  | <b>a. Details of Audit Qualification:</b><br>The Auditors conveyed their inability to assess the recoverability of advance recoverable amounting to Rs.2,13.18 lakhs which is outstanding for a long period of time, payment for which are not forthcoming.  |   |   |  |
|  | <b>b. Type of Audit Qualification :</b> Qualified Opinion  |   |   |  |
|  | <b>c. Frequency of qualification :</b> Appearing from March 31, 2017   |   |   |  |
|  | <b>d. For Audit Qualification(s) where the impact is quantified by the auditor, Management's Views:</b><br>The Company had paid Rs.2,13.18 lakhs as an advance to a vendor for paying excise duty under protest. As per the arrangement, once the vendor receives the excise duty refund, it will pass on same to the Company. As the contract will qualify under the benefits of deemed Export. |   |   |  |
|  | <b>e. For Audit Qualification(s) where the impact is not quantified by the auditor: -N.A.</b>  |   |   |  |
|  | <b>(i) Management's estimation on the impact of audit qualification:</b>   |   |   |  |
|  | <b>(ii) If management is unable to estimate the impact, reasons for the same:</b>  |   |   |  |
|  | <b>(iii) Auditors' Comments on (i) or (ii) above:</b>  |   |   |  |
| II.  | <b>Audit Qualification (each audit qualification separately):</b>  |   |   |  |
| (b)  | <b>a. Details of Audit Qualification:</b><br>The Auditors conveyed their inability to assess the recoverability of trade receivable and accrued income aggregating to Rs.8,91.65 Lakhs (net) receivable from a entity which has been declared sick and in respect of which a Scheme of rehabilitation is under implementation.   |   |   |  |
|  | <b>b. Type of Audit Qualification :</b> Qualified Opinion  |   |   |  |
|  | <b>c. Frequency of qualification :</b> Appearing from March 31, 2017   |   |   |  |
|  | <b>d. For Audit Qualification(s) where the impact is quantified by the auditor, Management's Views:</b><br>Impact is not quantified by the auditor.  |   |   |  |



1  
SS Y



|            |  |
|------------|--|
|            | <p>e. For Audit Qualification(s) where the impact is not quantified by the auditor: -</p> <p>i) Management's estimation on the impact of audit qualification:<br/>The Management is in discussions with the Management of the entity for the settlement of its dues and is expected to conclude on the same shortly.</p> <p>(ii) If management is unable to estimate the impact, reasons for the same:<br/>N.A</p> <p>(iii) Auditors' Comments on (i) or (ii) above:<br/>In the absence of the sufficient appropriate audit evidence as to its recoverability, we are unable to comment on the possible impact, if any, in financial statements of the Company.</p>  |
| II.<br>(c) | <p><b>Audit Qualification (each audit qualification separately):</b></p> <p>a. Details of Audit Qualification:<br/>The Auditors conveyed their inability to the recoverability of trade receivable of Rs 25,20.40 Lakhs due from the charter hirer.</p> <p>b. Type of Audit Qualification : Qualified Opinion</p> <p>c. Frequency of qualification : Appeared first time March 31, 2018</p> <p>d. For Audit Qualification(s) where the impact is quantified by the auditor, Management's Views:<br/>Impact is not quantified by the auditor.</p> <p>e. For Audit Qualification where impact is not quantified by the auditor:<br/>(i) Management's estimation on the impact of audit qualification:<br/>The Management is in discussions with the Charter Hirer for the recovery of the dues.</p> <p>(ii) If management is unable to estimate the impact, reasons for the same:<br/>N.A</p> <p>(iii) Auditors' Comments on (i) or (ii) above:<br/>In the absence of the sufficient appropriate audit evidence as to its recoverability, we are unable to comment on the possible impact, if any, in financial statements of the Company.</p> |
| III.       | <p><b>Signatories:</b></p> <p>For Dolphin Offshore Enterprises (India) Limited<br/> <br/> Satpal Singh<br/> Managing Director &amp; CEO</p> <p>For Dolphin Offshore Enterprises (India) Limited<br/> <br/> Navpreet Singh<br/> Joint Managing Director &amp; CFO</p> <p>For Dolphin Offshore Enterprises (India) Limited<br/> <br/> Kiran Vaidya<br/> Chairman of Audit Committee</p> <p>For For SHARP &amp; TANNAN<br/> Chartered Accountants<br/> ICAI Firm Registration No. 109982W<br/> Edwin P. Augustine<br/> Partner<br/> Membership No. 043385<br/> Statutory Auditor<br/> </p> <p></p> <p>Place: Mumbai</p> <p>Date: May 28, 2018</p>   |





**Annexure I**

**Statement on Impact of Audit Qualifications (for audit report with modified opinion) submitted along-with Annual Audited Financial Results – Consolidated**

(Rupees in Lakhs)

| <b>Statement on Impact of Audit Qualifications for the Financial Year ended March 31, 2018</b><br>[See Regulation 33 / 52 of the SEBI (LODR) (Amendment) Regulations, 2016]  |  |   |  |   |
|--|--|---|--|---|
| <b>I.</b>  | <b>Sl. No.</b>   | <b>Particulars</b>  | <b>Audited Figures (as reported before adjusting for qualifications)</b> | <b>Adjusted Figures (audited figures after adjusting for qualifications)*</b> |
|  | 1.   | Turnover / Total income   | 1,68,53.24   | 1,68,53.24  |
|  | 2.   | Total Expenditure   | 1,76,24.25   | 1,78,37.43  |
|  | 3.   | Net Profit/(Loss)   | (7,87.65)  | (10,00.83)  |
|  | 4.   | Earnings Per Share (In Rupees)                                      | (4.70)   | (5.97)  |
|  | 5.   | Total Assets  | 7,95,09.79   | 7,92,96.61  |
|  | 6.   | Total Liabilities   | 2,12,61.74   | 2,12,61.74  |
|  | 7.   | Net Worth   | 5,82,48.05   | 5,80,34.87  |
|  | 8.   | Any other financial item(s) (as felt appropriate by the management) | -  | -   |
| * Impact of qualifications has been ascertained in respect of qualification no. II (a). However, the impacts of audit qualifications could not be ascertained in respect of qualifications no. II (b), II (c) and II (d) for the reasons stated therein. |  |   |  |   |
| <b>II.</b>   | <b>Audit Qualification (each audit qualification separately):</b>  |   |  |   |
| <b>(a)</b>   | <b>a. Details of Audit Qualification:</b><br>The Auditors conveyed their inability to assess the recoverability of advance recoverable amounting to Rs.2,13.18 lakhs which is outstanding for a long period of time, payment for which are not forthcoming.  |   |  |   |
|  | <b>b. Type of Audit Qualification :</b> Qualified Opinion  |   |  |   |
|  | <b>c. Frequency of qualification :</b> Appearing from March 31, 2017   |   |  |   |
|  | <b>d. For Audit Qualification(s) where the impact is quantified by the auditor, Management's Views:</b><br>The Company had paid Rs.2,13.18 lakhs as an advance to a vendor for paying excise duty under protest. As per the arrangement, once the vendor receives the excise duty refund, it will pass on same to the Company. As the contract will qualify under the benefits of deemed Export. |   |  |   |
|  | <b>e. For Audit Qualification(s) where the impact is not quantified by the auditor: -N.A.</b>  |   |  |   |
|  | <b>(i) Management's estimation on the impact of audit qualification:</b>   |   |  |   |
|  | <b>(ii) If management is unable to estimate the impact, reasons for the same:</b>  |   |  |   |
|  | <b>(iii) Auditors' Comments on (i) or (ii) above:</b>  |   |  |   |
| <b>II.</b>   | <b>Audit Qualification (each audit qualification separately):</b>  |   |  |   |
| <b>(b)</b>   | <b>a. Details of Audit Qualification:</b><br>The Auditors conveyed their inability to assess the recoverability of trade receivable and accrued income aggregating to Rs.8,91.65 Lakhs (net) receivable from a entity which has been declared sick and in respect of which a Scheme of rehabilitation is under implementation.   |   |  |   |
|  | <b>b. Type of Audit Qualification :</b> Qualified Opinion  |   |  |   |
|  | <b>c. Frequency of qualification :</b> Appearing from March 31, 2017   |   |  |   |
|  | <b>d. For Audit Qualification(s) where the impact is quantified by the auditor, Management's Views:</b><br>Impact is not quantified by the auditor.  |   |  |   |



SS 2

|            |   |
|------------|---|
|            | <p>e. For Audit Qualification(s) where the impact is not quantified by the auditor: -</p> <p>i) Management's estimation on the impact of audit qualification:<br/>The Management is in discussions with the Management of the entity for the settlement of its dues and is expected to conclude on the same shortly.</p> <p>(ii) If management is unable to estimate the impact, reasons for the same:<br/>N.A</p> <p>(iii) Auditors' Comments on (i) or (ii) above:<br/>In the absence of the sufficient appropriate audit evidence as to its recoverability, we are unable to comment on the possible impact, if any, in financial statements of the Company.</p>   |
| II.<br>(c) | <b>Audit Qualification (each audit qualification separately):</b>   |
|            | <p>a. Details of Audit Qualification:<br/>The Auditors conveyed their inability to the recoverability of trade receivable of Rs 25,20.40 Lakhs due from the charter hirer.</p>  |
|            | <p>b. Type of Audit Qualification : Qualified Opinion</p>   |
|            | <p>c. Frequency of qualification : Appeared first time March 31, 2018</p>   |
|            | <p>d. For Audit Qualification(s) where the impact is quantified by the auditor, Management's Views:<br/>Impact is not quantified by the auditor.</p>  |
|            | <p>e. For Audit Qualification where impact is not quantified by the auditor:</p> <p>(i) Management's estimation on the impact of audit qualification:<br/>The Management is in discussions with the Charter Hirer for the recovery of the dues.</p> <p>(ii) If management is unable to estimate the impact, reasons for the same:<br/>N.A</p> <p>(iii) Auditors' Comments on (i) or (ii) above:<br/>In the absence of the sufficient appropriate audit evidence as to its recoverability, we are unable to comment on the possible impact, if any, in financial statements of the Company.</p>  |
| II.<br>(d) | <b>Audit Qualification (each audit qualification separately):</b>   |
|            | <p>a. Details of Audit Qualification:<br/>The Auditors of subsidiary company reported their inability to assess the recoverability of trade and other receivables amounting to Rs 2,23,52.73 lakhs.</p>   |
|            | <p>b. Type of Audit Qualification : Qualified Opinion</p>   |
|            | <p>c. Frequency of qualification : Appearing from March 31, 2017</p>  |
|            | <p>d. For Audit Qualification(s) where the impact is quantified by the auditor, Management's Views:</p>   |
|            | <p>e. For Audit Qualification where impact is not quantified by the auditor:</p> <p>(i) Management's estimation on the impact of audit qualification:</p> <ul style="list-style-type: none"> <li>• Rs.7,33.39 lakhs from a customer : A winding up petition was filed against the customer before the Mumbai High Court. Subsequently a consent term was filed before the Mumbai High Court with an agreement to pay in instalments.</li> <li>• Rs.2,10,21.49 lakhs from a customer : The Company has commenced legal action including arbitration against the customer and co-charter before LMAA, London and Court in Mexico.</li> <li>• Rs.4,26.82 lakhs from a customer : A winding up petition was filed against the customer before the Mumbai High Court. Subsequently a consent term was filed before the Mumbai High Court with an agreement to pay in instalments.</li> </ul> |





|      |  |
|------|--|
|      | <ul style="list-style-type: none"> <li>Rs. 1,71.03 lakhs from a customer : Arbitration has commenced against the customer to recover the outstanding dues.</li> </ul> <p>(ii) If management is unable to estimate the impact, reasons for the same:<br/>N.A</p> <p>(iii) Auditors' Comments on (i) or (ii) above:<br/>In the absence of the sufficient appropriate audit evidence as to its recoverability, we are unable to comment on the possible impact, if any, in financial statements of the Company.</p> |
| III. | <b>Signatories:</b>  |
|      | <p>For Dolphin Offshore Enterprises (India) Limited</p> <p><br/>Satpal Singh<br/>Managing Director &amp; CEO</p>  |
|      | <p>For Dolphin Offshore Enterprises (India) Limited</p> <p><br/>Navpreet Singh<br/>Joint Managing Director &amp; CFO</p>  |
|      | <p>For Dolphin Offshore Enterprises (India) Limited</p> <p><br/>Kiran Valdia<br/>Chairman of Audit Committee</p>  |
|      | <p>For For SHARP &amp; TANNAN<br/>Chartered Accountants<br/>ICAI Firm Registration No. 109982W</p> <p><br/>Edwin P. Augustine<br/>Partner<br/>Membership No. 043385<br/>Statutory Auditor</p> <p>Place: Mumbai</p> <p>Date: May 28, 2018</p>  |
|      |   |





**SHARP & TANNAN**  
Chartered Accountants

Firm's Registration No. 109982W

**Auditor's Report on Quarterly Standalone Financial Results and Year to Date Standalone Financial Results of Dolphin Offshore Enterprises (India) Limited Pursuant to the Regulation 33 of the SEBI (Listing Obligations and Disclosures Requirements) Regulations, 2015**

To,  
**The Board of Directors of Dolphin Offshore Enterprises (India) Limited**

We have audited the accompanying standalone financial results of **Dolphin Offshore Enterprises (India) Limited** (the 'Company') for the quarter ended 31<sup>st</sup> March, 2018 and the year to date results for the period from 1<sup>st</sup> April, 2017 to 31<sup>st</sup> March, 2018 (the 'Statement'), attached herewith, being submitted by the Company pursuant to the requirements of Regulation 33 of the SEBI (Listing Obligations and Disclosures Requirements) Regulations, 2015. Attention is drawn to the fact that the figures for the quarter ended 31<sup>st</sup> March, 2018 and corresponding quarter ended in the previous year as reported in these standalone financial results are the balancing figures between audited figures in respect of the full financial year and the published year to date unaudited figures upto the end of the third quarter of the current and previous financial year respectively.

These quarterly standalone financial results as well as the year to date standalone financial results have been prepared on the basis of the reviewed standalone financial results upto the end of the third quarter and the audited annual standalone financial statements respectively, which are the responsibility of the Company's management. Our responsibility is to express an opinion on these financial results based on our audit of such standalone financial statements, which have been prepared in accordance with the recognition and measurement principles laid down in Indian Accounting Standards (Ind AS), prescribed under Section 133 of the Companies Act, 2013 read with the relevant rules issued thereunder and other accounting principles generally accepted in India.

We conducted our audit in accordance with the auditing standards generally accepted in India. Those Standards require that we comply with ethical requirements and plan and perform the audit to obtain reasonable assurance about whether the financial results are free of material misstatement. An audit includes examining, on a test basis, evidence supporting the amounts disclosed as financial results. An audit also includes assessing the accounting principles used and significant estimates made by management. We believe that our audit provides a reasonable basis for our opinion.

**Basis for Qualified Opinion**

We were unable to assess the recoverability of following financial assets of the Company as stated in:

- Note No. 7(a) to the Statement, regarding trade receivable and accrued income aggregating Rs.13,17.77 lakhs receivable from an entity which has been declared sick and in respect of which a Scheme of Rehabilitation is under implementation. The management, however, is of the opinion that provision amounting to Rs.4,26.12 lakhs; (31<sup>st</sup> March, 2017- Rs.4,26.12 lakhs) made against such receivable is adequate;*
- Note No. 7(b) to the Statement, regarding advance aggregating Rs. 2,13.18 lakhs (31<sup>st</sup> March, 2017 – Rs.2,13.18 lakhs) recoverable from a vendor which has not been refunded / adjusted for a considerable period of time. The management is of the opinion that the above referred advances are refundable/adjusted; and*
- Note No. 7(e) to the Statement, regarding trade receivable which includes Rs. 25,20.49 lakhs; (31<sup>st</sup> March, 2017 - Rs.25,12.94 lakhs) due from a charter hire contract. The said hirer had disputed the claim and had raised counter claim for damages of Rs.15,83.03 lakhs against the Company. The management, however, is of the opinion that no provision is required against such counter claim made by the charter hirer, since, it is not tenable considering the terms specified in the charter party agreement.*





**Qualified Opinion**

In our opinion and to the best of our information and according to the explanations given to us, except for the possible effects of the matters described in the Basis for the Qualified Opinion paragraph above, these quarterly standalone financial results as well as the year to date standalone financial results:

- a. are presented in accordance with the requirements of Regulation 33 of the SEBI (Listing Obligations and Disclosures Requirements) Regulations, 2015 and SEBI Circular dated 5<sup>th</sup> July, 2016 in this regard; and
- b. give a true and fair view of the financial performance including other comprehensive income and other financial information for the quarter ended 31<sup>st</sup> March, 2018 as well as the year to date results for the period 1<sup>st</sup> April, 2017 to 31<sup>st</sup> March, 2018.

**Emphasis of Matter**

We draw attention to:

- a. Note No. 6 to the Statement, with regard to non-availability of confirmations of balances in respect of receivables and payables;
- b. Note No. 7(c) to the Statement, regarding an amount of Rs. 2,93.26 lakhs recoverable from a vendor, for which the claim is yet to be made on the vendor. The management, however, is of the opinion that such amount will be adjusted from dues payable to the vendor; and
- c. Note No. 7(d) to the Statement, regarding finalisation of the claim on the customer for the year 2013-14 and 2014-15. The Company had incurred additional expenditure for executing additional work in terms of an EPC contract. The Company had quantified the value of extra work done at Rs. 103,59.19 lakhs and had commenced discussions with the customer for acceptance of its claim. Out of the claim, invoices for Rs. 24,82.49 lakhs have been raised on the customer and the balance amount of Rs. 78,76.70 lakhs accrued in the current financial year was reported under other current assets pending finalisation of the claim by the customer. The management, however, is of the opinion that the dues from the customer will be recovered.

Our opinion is not modified in respect of these matters.

**Other Matter**

The comparative financial information of the Company for the quarter and year ended 31<sup>st</sup> March, 2017 included in the Statement, are based on the previously published standalone financial results of the Company for the said periods prepared in accordance with Companies (Accounting Standards) Rules, 2006 and other accounting principles generally accepted in India, audited by Haribhakti & Co. LLP, Chartered Accountants, whose report dated 17<sup>th</sup> May, 2017, expressed modified opinion on those standalone financial results, as adjusted for the differences in the accounting principles adopted by the Company on transition to Ind AS, which have been audited by us.

Our opinion is modified in respect of this matter.



Mumbai, 28<sup>th</sup> May, 2018

SHARP & TANNAN  
Chartered Accountants  
Firm's Registration No. 109982W  
by the hand of

Edwin P. Augustine  
Partner  
Membership No. 043385



# SHARP & TANNAN

Chartered Accountants

Firm's Registration No. 109982W

## Auditor's Report on Consolidated Financial Results of Dolphin Offshore Enterprises (India) Limited Pursuant to the Regulation 33 of the SEBI (Listing Obligations and Disclosures Requirements) Regulations, 2015

To,  
The Board of Directors of Dolphin Offshore Enterprises (India) Limited

We have audited the accompanying consolidated financial results of **Dolphin Offshore Enterprises (India) Limited** (the 'Holding Company'), its subsidiaries, its joint venture (the 'Holding Company', its subsidiaries and its joint venture together referred to as the 'Group') for the year ended 31<sup>st</sup> March, 2018 (the 'Statement'), attached herewith, being submitted by the Holding Company pursuant to the requirements of Regulation 33 of the SEBI (Listing Obligations and Disclosures Requirements) Regulations, 2015.

The consolidated financial results for the year ended 31<sup>st</sup> March 2018, have been prepared on the basis of the audited annual consolidated financial statements, which is the responsibility of the Holding Company's management. Our responsibility is to express an opinion on these financial results based on our audit of such consolidated financial statements, which have been prepared in accordance with the recognition and measurement principles laid down in Indian Accounting Standards (Ind AS), prescribed under Section 133 of the Companies Act, 2013 read with the relevant rules issued thereunder and other accounting principles generally accepted in India.

We conducted our audit in accordance with the auditing standards generally accepted in India. Those Standards require that we comply with ethical requirements and plan and perform the audit to obtain reasonable assurance about whether the financial results are free of material misstatement. An audit includes examining, on a test basis, evidence supporting the amounts disclosed as financial results. An audit also includes assessing the accounting principles used and significant estimates made by management. We believe that our audit provides a reasonable basis for our opinion.

### Basis for Qualified Opinion

We are unable to assess the recoverability of following financial assets of the Group as stated in:

- a. *Note No. 7(a) to the Statement, regarding trade receivable and accrued income aggregating Rs. 13,17.77 lakhs receivable from an entity which has been declared sick and in respect of which a Scheme of Rehabilitation is under implementation. The management, however, is of the opinion that provision amounting to Rs.4,26.12 lakhs; (31<sup>st</sup> March, 2017- Rs.4,26.12 lakhs) made against such receivable is adequate;*
- b. *Note No. 7(b) to the Statement, regarding advance aggregating Rs. 213.18 lakhs (31<sup>st</sup> March, 2017 - Rs.2,13.18 lakhs) recoverable from a vendor which has not been refunded / adjusted for a considerable period of time. The management, however, is of the opinion that the above referred advances are refundable/adjusted;*
- c. *Note No. 7(e) to the Statement, regarding trade receivable which includes Rs. 25,20.49 lakhs; (31<sup>st</sup> March, 2017 - Rs.25,12.94 lakhs) due from a charter hire contract. The said hirer had disputed the claim and had raised counter claim for damages of Rs.15,83.03 lakhs against the Company. The management, however, is of the opinion that no provision is required against such counter claim made by the charter hirer, since, it is not tenable considering the terms specified in the charter party agreement;*
- d. *Note No.7(f) to the Statement, regarding trade and other receivables which included an amount of Rs. 2,23,52.73 lakhs (31<sup>st</sup> March, 2017 - Rs.1,81,81.98 lakhs). The auditors of subsidiary company have not been able to obtain sufficient appropriate audit evidence as to its recoverability as at reporting date. The management, however, is confident that no provision is required against such receivables; and*





**Qualified Opinion**

In our opinion and to the best of our information and according to the explanations given to us, except for the possible effects of the matters described in the Basis for the Qualified Opinion paragraph above, the consolidated financial results:

- a. are presented in accordance with the requirements of Regulation 33 of the SEBI (Listing Obligations and Disclosures Requirements) Regulations, 2015 and SEBI Circular dated 5<sup>th</sup> July, 2016 in this regard; and
- b. give a true and fair view of the financial performance including other comprehensive income and other financial information for the year ended 31<sup>st</sup> March, 2018.

**Emphasis of Matter**

We draw attention to:

- a. Note No. 6 to the Statement, with regard to non-availability of confirmations of balances in respect of receivables and payables;
- b. Note No. 7(c) to the Statement, regarding an amount of Rs. 2,93.26 lakhs recoverable from a vendor, for which the claim is yet to be made. The management, however, is of the opinion that such amount will be adjusted from dues payable to the vendor; and
- c. Note No. 7(d) to the Statement, regarding finalisation of the pending claim on the customer for the year 2013-14 and 2014-15. The Company had incurred additional expenditure for executing additional work in terms of an EPC contract. The Company had quantified the value of extra work done at Rs. 103,59.19 lakhs and had commenced discussions with the customer for acceptance of its claim. Out of the claim, invoices for Rs. 24,82.49 lakhs have been raised on the customer and the balance amount of Rs. 78,76.70 lakhs accrued in the current financial year was reported under other current assets pending finalisation of the claim by the customer. The management, however, is of the opinion that the dues from the customer will be recovered.
- d. Note No.7(g) to the Statement, regarding reference made by the auditors of a joint venture company (JVC) in their audit report to the accumulated losses and the consequential erosion of the net worth of JVC. The management, however, is confident of reviving the business and accordingly, accounts of the JVC are prepared on a going concern basis.

Our opinion is not modified in respect of these matters.

**Other Matter**

- a. The Statement and other financial information contains information on Holding Company and the following three subsidiaries and a joint venture as under:

| Sr. No               | Entity Name  | Country of Incorporation |
|----------------------|--|--------------------------|
| <b>Subsidiaries</b>  |  |                          |
| 1                    | Global Dolphin Drilling Company Limited                  | India                    |
| 2                    | Dolphin Offshore Enterprises (Mauritius) Private Limited | Mauritius                |
| 3                    | Dolphin Offshore Shipping Limited                        | India                    |
| <b>Joint Venture</b> |  |                          |
| 1                    | IMPaC Oil and Gas Engineering (India) Private Limited    | India                    |



- b. The comparative financial results of the Group for the year ended 31<sup>st</sup> March, 2017 included in the Statement, are based on the previously published consolidated financial results of the Group for the said year prepared in accordance with Companies (Accounting Standards) Rules, 2006 and other accounting principles generally accepted in India, audited by other auditors, whose respective reports, expressed modified / unmodified opinion on those consolidated financial results, as adjusted for the differences in the accounting principles adopted by the Group on transition to Ind AS, which have been audited by us.
- c. We did not audit the financial statements of two subsidiaries (of which one is incorporated outside India) whose financial statements reflect total assets of Rs. 4,69,51.61 lakhs and net assets of Rs.2,14,51.59 lakhs as at 31<sup>st</sup> March, 2018, total revenues of Rs. 80,21.16 lakhs for the year ended on the date, as considered in the consolidated Ind AS financial results. The consolidated Ind AS financial results also include the Group's share of net profit of Rs. Nil lakhs for the year ended 31<sup>st</sup> March, 2018 as considered in the consolidated Ind AS financial results, in respect of a joint venture, whose financial statements have not been audited by us. These financial statements have been audited by other auditors whose reports have been furnished to us by the management and our opinion on the consolidated Ind AS financial results, in so far as it relates to the aforesaid subsidiaries and a joint venture is based solely on the reports of the other auditors. The financial statements and other financial information of a subsidiary, located outside India, have been prepared in accordance with the accounting principles generally accepted in their country and which have been audited by other auditor under generally accepted auditing standards applicable in their country, have been converted by the Company's management from accounting principles generally accepted in their country to the Indian Accounting Standards (Ind AS) as per Section 133 of the Companies Act, 2013 read with Rule 4 of the Companies (Indian Accounting Standards) Rules, 2015, as amended. We have audited these conversion adjustments made by the Company's management. Our opinion in so far as relates to the balances and affairs of the subsidiary is based on the report of other auditors and the conversion adjustments prepared by the Company's management and audited by us.

Our opinion is not modified in respect of these matters.



Mumbai, 28<sup>th</sup> May, 2018

SHARP & TANNAN  
Chartered Accountants  
Firm's Registration No. 109982W  
by the hand of

Edwin P. Augustine  
Partner  
Membership No. 043385