

May 28, 2018

The Listing Dept.,
Bombay Stock Exchange Ltd
Phiroze Jeejeebhoy Towers
Dalal Street, Fort, Mumbai – 400 001

The Listing Dept.,
The National Stock Exchange of India Ltd
Exchange Plaza, Bandra Kurla Complex
Bandra (East), Mumbai – 400 051

Dear Sir,

Sub: Outcome of 2018 – 19/1st Board Meeting dated May 28, 2018 and submission of Annual Audited Financial Results.

Ref: Regulation 30 & 33 of the Listing Regulations, BSE Scrip Code: 532801, NSE Code: CTE

We wish to inform you that the Board of Directors at its meeting held on May 28, 2018 has:

1. Approved the Audited Financial Results (Standalone and Consolidated) of the Company for the fourth quarter and financial year ended 31st March, 2018 along with Auditors Report thereon.
2. Designated Mr. Hanumant Bhansali, Manager Corporate Finance & Head Investor Relations of the Company as a Key Managerial Personnel (KMP) of the Company with effect from May 28, 2018.

The meeting of the Board of Directors of the Company commenced at 04.30 P.M and concluded at 09.40 P.M.

Pursuant to Regulation 33 of the SEBI (Listing Obligations and Disclosure Requirements) Regulations, 2015, we enclose herewith the following:

- a) Audited Financial Results (Standalone and consolidated) of the Company for the fourth quarter and financial year ended 31st March 2018.
- b) Report of the Auditors on the Audited Financial Results, both for Standalone and Consolidated financial statements for the financial year ended 31st March 2018.
- c) Declaration pursuant to Regulation 33 of SEBI (Listing Obligations and Disclosure Requirements) Regulations, 2015 for Consolidated and Standalone Financial Statements for the Financial Year ended March 31, 2018.

Registered & Corporate Office:

Cambridge Technology Enterprises Ltd.
Unit No 04 - 03, Level 4, Block 1
Cyber Pearl, Hitec City, Madhapur
Hyderabad - 500 081, Telangana, India.
Tel: +91-40-4023-4400

Bengaluru

Suraj Ganga Soft Park, 04th Floor,
No.34, 1st Main Road, 3rd phase
JP Nagar, Bangalore - 560 078,
Karnataka, India.
Tel: +91-80-4799-5777

Mumbai

Level 4, A Wing, Dynasty Business Park
Andheri Kurla Road, Andheri (E)
Mumbai - 400 059, Maharashtra, India.
Tel: +91-22-6786-9410

Chennai

Unit No.205, A Block, 2nd Floor,
Delta Wing, Raheja Tower,
No. 177/8, Anna Salai,
Chennai- 600 002, Tamilnadu, India.




This is to further inform you that pursuant to Regulation 33(3)(b), the Company opts to additionally submit quarterly or year-to-date consolidated financial results.

Thanking you,
Yours faithfully,

For Cambridge Technology Enterprises Limited



T V Siva Prasad
(CFO, Company Secretary
& Compliance Officer)



Encl: As above

STATEMENT OF CONSOLIDATED FINANCIAL RESULTS FOR THE QUARTER & YEAR ENDED 31st MARCH 2018

Particulars		Quarter Ended			Year ended	
		31-Mar-18	31-Dec-17	31-Mar-17	31-Mar-18	31-Mar-17
		Audited (Refer Note 3)	Unaudited	Audited (Refer Note 3)	Audited	Audited
I	Revenue from operations	2,874.09	2,398.99	2,519.47	9,910.31	10,060.36
II	Other Income	(16.57)	6.41	129.93	23.12	184.97
III	Total Income (I+II)	2,857.52	2,405.40	2,649.40	9,933.43	10,245.33
IV	Expenses					
	a. Purchase of software licenses	1,596.82	1,066.94	(29.88)	3,138.41	490.72
	b. Employee benefits expense	791.57	782.75	795.46	3,598.38	4,211.87
	c. Finance costs	33.40	48.74	65.36	164.33	133.40
	d. Depreciation and amortisation expense	75.76	89.55	43.18	343.06	379.12
	e. Other expenses	81.85	138.00	1,327.00	1,467.36	3,184.33
	Total expenses	2,579.39	2,125.98	2,201.12	8,711.53	8,399.44
V	Profit before exceptional items and tax (III-IV)	278.12	279.42	448.27	1,221.89	1,845.88
VI	Exceptional items	-	-	(91.60)	-	(244.28)
VII	Profit before tax (V-VI)	278.12	279.42	539.88	1,221.89	2,090.17
VIII	Tax expense					
	(1) Income tax	35.73	8.03	(60.94)	181.51	43.75
	(2) Deferred tax	(203.39)	(7.84)	313.78	(250.67)	416.66
IX	Profit for the period (VII-VIII)	445.78	279.24	287.04	1,291.05	1,629.76
X	Other comprehensive income					
	i) Items that will not be reclassified to profit or loss (Net of tax)					
	Remeasurement of defined benefit obligations	(6.51)	(1.64)	2.08	(18.47)	(9.98)
	Fair value changes in investments	(209.06)	-	-	(209.06)	-
	ii) Items that will be reclassified to profit or loss (Net of tax)					
	Exchange difference in translating the financial statements of a foreign operation	3.00	(96.19)	(100.76)	(29.06)	(149.99)
XI	Total comprehensive income for the period (IX+X)	233.22	181.38	188.36	1,034.46	1,469.79
	Profit for the period attributable to:					
	Owners of the parent	445.78	279.24	287.04	1,291.05	1,629.76
	Non-controlling interests	-	-	-	-	-
	Other comprehensive income attributable to:					
	Owners of the parent	(212.57)	(97.83)	(98.68)	(256.59)	(159.97)
	Non-controlling interests	-	-	-	-	-
	Total comprehensive income attributable to:					
	Owners of the parent	233.22	181.38	188.36	1,034.46	1,469.79
	Non-controlling interests	-	-	-	-	-
XII	Paid up equity share capital (FV of Rs 10 each)	1,963.10	1,963.10	1,963.10	1,963.10	1,963.10
XIII	Earnings per share (EPS) (Not annualised)					
	(a) Basic	2.27	1.42	1.46	6.58	8.30
	(b) Diluted	2.27	1.42	1.46	6.58	8.30

SEGMENTWISE REVENUE, RESULTS, ASSETS AND LIABILITIES

Sl.No. Particulars		Quarter ended			Year ended	
		3/31/2018	12/31/2017	3/31/2017	3/31/2018	3/31/2017
		Audited (Refer Note 3)	Unaudited	Audited (Refer Note 3)	Audited	Audited
1	Segment Revenue					
	(a) Software Development Services	1,299.86	1,257.18	2,288.01	6,734.69	9,539.67
	(b) Software Licenses	1,574.23	1,141.81	231.46	3,175.62	520.69
	Total Revenue	2,874.09	2,398.99	2,519.46	9,910.31	10,060.36
2	Segment Results					
	Profit before tax and interest from each segment					
	(a) Software Development Services	293.89	498.53	314.38	1,904.02	2,424.93
	(b) Software Licenses	145.64	(66.43)	261.24	82.17	40.07
	Total	439.53	432.10	575.62	1,986.19	2,465.00
	Less:					
	(i) Interest	33.41	48.74	65.36	164.33	133.40
	(ii) Other unallocable expenditure net of unallocable income	128.01	103.95	-29.61	599.96	241.44
	Total Profit before tax	278.12	279.41	539.87	1,221.89	2,090.17
3	Segment Assets					
	(a) Software Development Services	4,032.40	4,913.30	3,637.16	4,032.40	3,637.16
	(b) Software Licenses	230.33	3,827.98	150.62	230.33	150.62
	(c) Unallocated	4,643.12	4,157.79	4,423.59	4,643.12	4,423.59
	Total Assets	8,905.85	12,899.08	8,211.38	8,905.85	8,211.38
4	Segment Liabilities					
	(a) Software Development Services	1,638.72	2,820.94	2,135.79	1,638.72	2,135.79
	(b) Software Licenses	219.16	2,679.11	77.70	219.16	77.70
	(c) Unallocated	1,349.30	1,928.37	1,479.04	1,349.30	1,479.04
	Total Liabilities	3,207.19	7,428.43	3,692.54	3,207.19	3,692.54

CAMBRIDGE TECHNOLOGY ENTERPRISES LIMITED
STATEMENT OF ASSETS AND LIABILITIES - AUDITED

(Rupees in lakhs)

PARTICULARS	As at 31-03-2018	As at 31-03-2017
I. ASSETS		
Non-current Assets		
(a) Property, Plant and Equipment	98.40	68.74
(b) Other Intangible Assets	467.65	792.22
(c) Financial Assets		
(i) Investments	3,633.72	4,129.82
(ii) Other financial assets	469.35	248.78
(d) Deferred Tax Assets	188.52	47.76
(e) Other Non-Current Assets	25.00	25.00
(f) Amount recoverable from ESOP Trust	119.00	119.00
Current Assets		
(a) Financial Assets		
(i) Trade Receivables	1,551.44	1,438.72
(ii) Cash and Cash Equivalents	90.33	31.73
(iii) Other bank balances	36.48	122.80
(iv) Loans and Advances	119.12	105.79
(v) Other Financial Assets	1,838.13	749.65
(b) Current Tax Assets (Net)	77.70	124.68
(b) Other Current Assets	190.99	206.69
Total Assets	8,905.85	8,211.38
II. EQUITY & LIABILITIES		
Equity		
(a) Equity Share Capital	1,963.10	1,963.10
(b) Other Equity	3,735.56	2,555.74
Liabilities		
Non-Current Liabilities		
(a) Financial liabilities		
Borrowings	33.25	5.83
Other financial liability	-	0.32
(b) Provisions	133.01	116.53
(c) Deferred Tax Liabilities (Net)	-	-
Current Liabilities		
(a) Financial Liabilities		
(i) Borrowings	1,083.12	1,214.53
(ii) Trade Payables	464.55	485.87
(iii) Other Financial Liabilities	1,304.21	1,452.55
(b) Other Current Liabilities	116.76	229.27
(c) Provisions	10.64	6.48
(d) Current Tax Liabilities (Net)	61.64	181.17
Total Equity and Liabilities	8,905.85	8,211.38
The reconciliation of equity as previously reported under the previous GAAP and as per Ind AS is summarised here under:		
<i>(Rupees in lakhs)</i>		
Particulars	Year ended 31.03.2017	
Total equity as per previous GAAP	4,531.62	
Allowance for credit loss	(13.27)	
Fair valuation of financial instruments	57.67	
Deferred tax	(57.19)	
Total equity as per Ind AS	4,518.84	

Notes:

- The above results for the quarter and year ended 31 March 2018 were reviewed by the Audit Committee and approved by the Board of Directors of the Company at their meeting held on 28 May 2018.
- The financial results of the Company have been prepared in accordance with Ind AS prescribed under Section 133 of the Companies Act, 2013 ('the Act') read with the relevant rules thereunder and in terms of Regulation 33 of SEBI (Listing Obligations and Disclosure Requirements), Regulations, 2015 and SEBI circular dated 5 July, 2016.
- The figures for the quarters ended 31 March 2018 and 31 March 2017 are the balancing figures between audited figures in respect of full financial years and the published unaudited year to date figures upto third quarter of the respective financial years. Also, the figures upto the end of the third quarter were only reviewed and not subjected to audit.
- Comparative figures have been regrouped/reclassified to conform to the current period's/year's presentation.
- The Company has consolidated financial results based on Ind AS 110 "Consolidated Financial Statements".
- As per Regulation 33 of the Listing Regulations, the Company has opted to additionally submit quarterly/year to date consolidated financial results. The financial results are also available for persual at Company's website viz., www.ctepl.com and websites of BSE (www.bseindia.com) and NSE (www.nseindia.com).
- Reconciliation of the net profit for the quarter ended 31 March 2017 under the previous GAAP with the total comprehensive income as reported in these financial results under Ind AS is summarised here under:


Particulars	(Rupees in lakhs)	
	Quarter ended 31.03.2017	Year ended 31.03.2017
Net profit as per Indian GAAP	437.67	1,688.17
Remeasurement cost of Net Defined Benefit Liability	(8.02)	9.98
Fair valuation of financial instruments	47.63	17.32
Allowance for credit loss	26.49	(5.02)
Regrouping of exchange differences arising on translation of Financial Statements of Foreign Operations	(75.11)	(1.39)
Deferred tax	(141.62)	(79.31)
Total	287.04	1,629.76
Other Comprehensive Income (Net of tax)	(98.68)	(159.97)
Total Comprehensive Income under Ind AS	188.36	1,469.79

8. Additional information on standalone financial results as on March 31, 2018 is as follows:

Particulars	Quarter Ended			Year ended	
	31-Mar-18	31-Dec-17	31-Mar-17	31-Mar-18	31-Mar-17
Income from operations	2,325.25	2,009.13	971.61	6,305.37	3,865.55
Profit before tax	84.74	88.02	202.90	453.39	731.03
profit after tax	101.80	67.10	81.19	345.03	455.01
Total comprehensive income for the period	105.27	65.46	83.28	336.54	445.03

Date: 28th May, 2018

Place: Hyderabad



For and on behalf of Board

[Handwritten Signature]

Dharani Raghurama Swaroop

Whole - Time Director

(DIN: 00453250)

CAMBRIDGE TECHNOLOGY ENTERPRISES LIMITED
STATEMENT OF STANDALONE FINANCIAL RESULTS FOR THE QUARTER & YEAR ENDED 31st MARCH 2018

(Rupees in lakhs)

	Particulars	Quarter Ended			Year ended	
		31-Mar-18	31-Dec-17	31-Mar-17	31-Mar-18	31-Mar-17
		Audited (Refer Note 3)	Unaudited	Audited (Refer Note 3)	Audited	Audited
I	Revenue from operations	2,325.25	2,009.13	971.61	6,305.37	3,865.55
II	Other income	8.26	8.34	61.38	53.87	112.63
III	Total Income (I+II)	2,333.51	2,017.47	1,032.99	6,359.24	3,978.18
IV	Expenses					
	a. Purchase of software licenses	1,325.42	1,128.71	66.64	2,597.85	321.20
	b. Employee benefits expense	541.07	547.88	513.06	2,181.22	2,088.64
	c. Finance costs	12.84	9.25	12.16	32.45	13.80
	d. Depreciation and amortisation expense	10.71	24.74	-31.98	86.34	96.01
	e. Other expenses	358.73	218.88	361.81	1,007.99	971.79
	Total expenses	2,248.77	1,929.45	921.69	5,905.85	3,491.44
V	Profit before exceptional items and tax (III-IV)	84.74	88.02	111.30	453.39	486.74
VI	Exceptional items	-	-	(91.60)	-	(244.28)
VII	Profit before tax (V-VI)	84.74	88.02	202.90	453.39	731.03
VIII	Tax expense					
	(1) Current tax	6.11	24.86	170.87	151.36	170.87
	(2) Deferred tax	(23.17)	(3.94)	(49.16)	(43.00)	105.15
IX	Profit for the period (VII-VIII)	101.80	67.10	81.19	345.03	455.01
X	Other comprehensive income					
	Items that will not be reclassified to profit or loss (net of tax)					
	Remeasurement of defined benefit obligations	3.47	(1.64)	2.08	(8.49)	(9.98)
XI	Total comprehensive income for the period (IX+X)	105.27	65.46	83.28	336.54	445.03
XII	Paid up equity share capital (FV of Rs 10 each)	1,963.10	1,963.10	1,963.10	1,963.10	1,963.10
XIII	Earnings per share (EPS) (Not annualised)					
	(a) Basic	0.52	0.34	0.41	1.76	2.32
	(b) Diluted	0.52	0.34	0.41	1.76	2.32

SEGMENTWISE REVENUE, RESULTS, ASSETS AND LIABILITIES

(Rupees in lakhs)

Sl.No.	Particulars	Quarter ended			Year ended	
		3/31/2018	12/31/2017	3/31/2017	3/31/2018	3/31/2017
		Audited (Refer Note 3)	Unaudited	Audited (Refer Note 3)	Audited	Audited
1	Segment Revenue					
	(a) Software Development Services	965.82	854.80	897.13	3,627.77	3,495.84
	(b) Software Licenses	1,359.43	1,154.33	74.47	2,677.60	369.71
	Total Revenue	2,325.25	2,009.13	971.61	6,305.37	3,865.55
2	Segment Results					
	Profit before tax and interest from each segment					
	(a) Software Development Services	153.54	145.21	159.36	861.54	853.99
	(b) Software Licenses	34.01	25.62	7.84	79.75	48.51
	Total	187.55	170.83	167.20	941.29	902.50
	Less:					
	(i) Interest	12.84	9.25	12.16	32.45	13.80
	(ii) Other unallocable expenditure net of unallocable income	89.97	73.56	(47.86)	455.45	157.67
	Total Profit before tax	84.74	88.02	202.90	453.39	731.03
3	Segment Assets					
	(a) Software Development Services	1,680.03	1,404.69	964.81	1,680.03	964.81
	(b) Software Licenses	155.70	3,770.60	64.84	155.70	64.84
	(c) Unallocated	2,538.92	2,625.85	2,778.94	2,538.92	2,778.94
	Total Assets	4,374.65	7,801.14	3,808.60	4,374.65	3,808.60
4	Segment Liabilities					
	(a) Software Development Services	789.32	1,859.68	519.24	789.32	519.24
	(b) Software Licenses	212.57	2,679.11	75.90	212.57	75.90
	(c) Unallocated	198.19	180.07	388.78	198.19	388.78
	Total Liabilities	1,200.08	4,718.86	983.92	1,200.08	983.92

CAMBRIDGE TECHNOLOGY ENTERPRISES LIMITED
STATEMENT OF ASSETS AND LIABILITIES - AUDITED

(Rupees in lakhs)

PARTICULARS	As at 31-03-2018	As at 31-03-2017
I. ASSETS		
Non-current Assets		
(a) Property, Plant and Equipment	50.09	59.98
(b) Other Intangible Assets	4.47	51.88
(c) Financial Assets		
(i) Investments	2,183.20	2,198.20
(ii) Other financial assets	463.93	245.49
(d) Deferred Tax Assets	279.58	287.48
(e) Other Non-Current Assets	25.00	25.00
(f) Amount recoverable from ESOP Trust	119.00	119.00
Current Assets		
(a) Financial Assets		
(i) Trade Receivables	810.20	165.51
(ii) Cash and Cash Equivalents	84.13	139.37
(iv) Loans and Advances	159.36	198.94
(v) Other Financial Assets	19.83	41.01
(b) Current Tax Assets (Net)	58.51	124.68
(b) Other Current Assets	117.36	152.05
Total Assets	4,374.65	3,808.60
II. EQUITY & LIABILITIES		
Equity		
(a) Equity Share Capital	1,963.10	1,963.10
(b) Other Equity	1,211.47	861.58
Liabilities		
Non-Current Liabilities		
(a) Financial liabilities		
Borrowings	33.25	5.83
(b) Provisions	133.01	116.53
(c) Deferred Tax Liabilities (Net)		
Current Liabilities		
(a) Financial Liabilities		
(i) Borrowings	197.10	144.01
(ii) Trade Payables	288.94	164.13
(iii) Other Financial Liabilities	417.76	162.09
(b) Other Current Liabilities	83.65	239.16
(c) Provisions	10.64	6.48
(d) Current Tax Liabilities (Net)	35.73	145.69
Total Equity and Liabilities	4,374.65	3,809

The reconciliation of equity as previously reported under the previous GAAP and as per Ind AS is summarised here under:

(Rupees in lakhs)

Particulars	Year ended 31.03.2017
Total equity as per previous GAAP	2,719.53
Allowance for credit loss	(0.15)
Fair valuation of financial instruments	57.67
Deferred tax	47.62
Total equity as per Ind AS	2,824.68

For Cambridge Technology Enterprises Ltd




Notes:

1. The above results for the quarter and year ended 31 March 2018 were reviewed by the Audit Committee and approved by the Board of Directors of the Company at their meeting held on 28th May 2018.
2. The financial results of the Company have been prepared in accordance with Ind AS prescribed under Section 133 of the Companies Act, 2013 ('the Act') read with the relevant rules thereunder and in terms of Regulation 33 of SEBI (Listing Obligations and Disclosure Requirements), Regulations, 2015 and SEBI circular dated 5 July, 2016.
3. The figures for the quarters ended 31 March 2018 and 31 March 2017 are the balancing figures between audited figures in respect of full financial years and the published unaudited year to date figures upto third quarter of the respective financial years. Also, the figures upto the end of the third quarter were only reviewed and not subjected to audit.
4. Comparative figures have been regrouped/reclassified to conform to the current period's/year's presentation.
5. As per Regulation 33 of the Listing Regulations, the Company has opted to additionally submit quarterly/year to date consolidated financial results. The financial results are also available for persual at Company's website viz., www.ctepl.com and websites of BSE (www.bseindia.com) and NSE (www.nseindia.com).
6. Reconciliation of the net profit for the quarter ended 31 March 2017 under the previous GAAP with the total comprehensive income as reported in these financial results under Ind AS is summarised here under:

Particulars	Rs in Lakhs	
	Quarter ended 31.03.2017	Year ended 31.03.2017
Net profit as per Indian GAAP	30.26	424.36
Remeasurement cost of Net Defined Benefit Liability	(8.02)	9.98
Fair valuation of financial instruments	47.62	17.32
Allowance for credit loss	8.46	4.58
Deferred tax	2.88	(1.23)
Total	81.20	455.01
Other Comprehensive Income (Net of tax)	2.08	(9.98)
Total Comprehensive Income under Ind AS	83.28	445.03

For and on behalf of the Board



A handwritten signature in blue ink, appearing to read 'Dharani Raghurama Swaroop', written over a horizontal line.

Dharani Raghurama Swaroop
 Whole - Time Director
 (DIN: 00453250)

Date: 28th May, 2018

Place: Hyderabad

M. ANANDAM & CO.,
CHARTERED ACCOUNTANTS

**Independent Auditor's Report on the Annual Consolidated Financial Results of Cambridge
Technology Enterprises Limited Pursuant to Regulation 33 of the SEBI (Listing Obligations
and Disclosure Requirements) Regulations, 2015**

To
The Board of Directors of Cambridge Technology Enterprises Limited

1. We have audited the annual accompanying consolidated financial results ("Consolidated Results") of Cambridge Technology Enterprises Limited ("the Parent") and its subsidiaries (the Parent and its subsidiaries together referred to as "the Group") for the quarter and year ended 31st March, 2018 included in the accompanying statement of consolidated financial results ("the Statement"), being submitted by the Parent pursuant to the requirement of Regulation 33 of the SEBI (Listing Obligations and Disclosure Requirements) Regulations, 2015, as modified by Circular No. CIR/CFD/FAC/62/2016 dated 5th July, 2016.

The Consolidated Results included in the Statement, which are the responsibility of the Parent's Management ("Management") and approved by the Board of Directors, has been compiled from the related consolidated financial statements which has been prepared in accordance with the Indian Accounting Standards, prescribed under Section 133 of the Companies Act, 2013 read with relevant rules issued thereunder ("Ind AS") and other accounting principles generally accepted in India. Our responsibility is to express an opinion on the Consolidated Results included in the Statement, based on our audit of such consolidated financial statements.

2. We conducted our audit in accordance with the Standards on Auditing issued by the Institute of Chartered Accountants of India. Those Standards require that we comply with ethical requirements and plan and perform the audit to obtain reasonable assurance about whether the Consolidated Results included in the Statement are free from material misstatement.

An audit involves performing procedures to obtain audit evidence about the amounts and the disclosures in the Consolidated Results included in the Statement. The procedures selected depend on the auditor's judgement, including the assessment of the risks of material misstatement of the Consolidated Results included in the Statement, whether due to fraud or error. In making those risk assessments, the auditor considers internal financial control relevant to the Parent's preparation and fair presentation of the Consolidated Results included in the Statement in order to design audit procedures that are appropriate in the circumstances, but not for the purpose of expressing an opinion on the effectiveness of the Group's internal financial control. An audit also includes evaluating the appropriateness of the accounting policies used and the reasonableness of the accounting estimates made by the Management, as well as evaluating the overall presentation of the Consolidated Results included in the Statement.




We believe that the audit evidence obtained by us and the audit evidence obtained by the auditors in terms of their reports referred to in paragraph 4 below, is sufficient and appropriate to provide a basis for our audit opinion.

4. In our opinion and to the best of our information and according to the explanations given to us and based on the consideration of the reports of the other auditors on separate financial statements of the subsidiaries referred to in paragraph 6 below, the Consolidated Results included in the Statement:
- a) the results of the following entities:
 - Cambridge Technology Inc., USA
 - Cambridge Innovations Capital LLC, USA
 - Cambridge Technology Investments Pte Ltd, Singapore
 - Cambridge Bizserve Private Limited, India
 - Cambridge Innovations Private Limited, India
 - Cambridge Bizserve Inc., Philippines
 - Cloud Computing Global Pte Ltd, Singapore
 - Kupfer Management Pte Ltd, Singapore
 - b) is presented in accordance with the requirements of Regulation 33 of the SEBI (Listing Obligations and Disclosure Requirements) Regulations, 2015, as modified by Circular No. CIR/CFD/FAC/62/2016 dated 5th July, 2016; and
 - c) gives a true and fair view in conformity with the aforesaid Indian Accounting Standards and other accounting principles generally accepted in India of the net profit, total comprehensive income and other financial information of the Group for the year ended 31st March, 2018.
5. a) We did not audit the financial statements of five subsidiaries namely, Cambridge Technology Inc., USA, Cambridge Innovations Capital LLC., USA, Cambridge Technology Investments Pte Ltd, Singapore, Cambridge Bizserve Private Limited, India and Cambridge Innovations Private Limited, India included in the Statement, whose financial statements reflect total assets of Rs. 12636.87 lakhs as at 31st March, 2018, total revenues of Rs. 6786.17 lakhs, total net profit of Rs. 979.46 lakhs and total comprehensive income of Rs. 770.40 lakhs for the year ended 31st March, 2018 as considered in the Statement. These financial results/statements and other financial information have been audited by other auditors whose reports have been furnished to us by the Management. Our opinion, in so far as it relates to the affairs of these subsidiaries, is based solely on the report of other auditors.



- b) The Statement includes financial results/statements and other financial information of three subsidiaries namely Cambridge Bizserve Inc., Philippines, Cloud Computing Global Pte Ltd, Singapore and Kupfer Management Pte Ltd, Singapore which reflect total assets of Rs. 41.99 lakhs as at 31st March, 2018, total revenues of Rs. 45.94 lakhs, total net loss of Rs. 32.19 lakhs and total comprehensive loss of Rs. 32.19 lakhs for the year ended 31st March, 2018. Such financial information has been prepared in accordance with accounting principles generally accepted in their respective countries and which have not been audited and which are certified by the Management. The Management has converted the financial statements of these three subsidiaries from accounting principles generally accepted in their respective countries to accounting principles generally accepted in India. In our opinion and according to the information and explanations given to us by the Management, these financial results and other financial information are not material to the Group. Our opinion is not modified in respect of this matter.
6. Attention is drawn to the fact that the figures for the quarter ended 31st March, 2018 and corresponding quarter ended in the previous year as reported in the Statement are the balancing figures between audited figures in respect of full financial year and the published year to date figures up to the end of third quarter of the relevant financial year.

For M.Anandam & Co.,
Chartered Accountants
(Firm Regn.No.0001255)


M.V.Ranganath
Partner
Membership Number.028031



Place: Hyderabad
Date: 28 May, 2018

M. ANANDAM & CO.,
CHARTERED ACCOUNTANTS

**Independent Auditor's Report on the Annual Standalone Financial Results of Cambridge
Technology Enterprises Limited Pursuant to Regulation 33 of the SEBI (Listing Obligations and
Disclosure Requirements) Regulations, 2015**

To
The Board of Directors of Cambridge Technology Enterprises Limited

We have audited the annual standalone financial results ("the Statement") of Cambridge Technology Enterprises Limited ("the Company") for the year ended 31st March, 2018, attached herewith, being submitted by the Company pursuant to the requirement of Regulation 33 of the SEBI (Listing Obligations and Disclosure Requirements) Regulations, 2015. Attention is drawn to the fact that the figures for the quarter ended 31st March, 2018 and corresponding quarter ended in the previous year as reported in the Statement are the balancing figures between audited figures in respect of full financial year and the published year to date figures up to the end of third quarter of the relevant financial year. Also, the figures up to the end of third quarter of the respective financial years had only been reviewed and not subject to audit.

This Statement has been prepared on the basis of the Ind AS annual financial statements and reviewed unaudited quarterly financial results up to the end of the third quarter, which is the responsibility of the Company's Management. Our responsibility is to express an opinion on the Statement based on our audit of the Ind AS annual financial statements, which have been prepared in accordance with the recognition and measurement principles laid down in the Indian Accounting Standards (Ind AS), specified under Section 133 of the Companies Act, 2013 ("the Act") read with relevant Rules issued thereunder and other accounting principles generally accepted in India and in compliance with requirements of Regulation 33 of SEBI Regulations, 2015.

We conducted our audit in accordance with the Standards on Auditing generally accepted in India. Those Standards require that we plan and perform the audit to obtain reasonable assurance about whether the Statement is free of material misstatements. An audit includes examining, on a test check basis, evidence supporting the amounts disclosed in the Statement. An audit also includes assessing the accounting principles used and significant estimates made by Management. We believe that our audit provides a reasonable basis for our opinion.

