

May 17, 2018

TAKE/BSE/2018-19
The Manager
Dept. of Corporate Services-Listing
Bombay Stock Exchange Limited,
P. J. Towers, Dalal Street,
Mumbai – 400001
Scrip Code: 532890

TAKE/NSE/2018-19
The Manager-Listing Department
National Stock Exchange of India Limited
Exchange Plaza,
Bandra - Kurla Complex, Bandra (East),
Mumbai – 400051
Symbol: TAKE

Dear Sir/Madam,

Sub: Outcome of the Board Meeting held on Thursday, May 17, 2018

We wish to inform you that the Board of Directors of the Company in its meeting held on Thursday, May 17, 2018, approved /took on record the following:

1. The Audited Financial Statement of the Company (stand-alone) and together with its subsidiaries (Consolidated) for the quarter (Q4) and financial year ended March 31, 2018, as recommended by the Audit Committee. Copy of the same in the prescribed format, in terms of Regulation 33 of SEBI (Listing Obligation and Disclosure Requirements) Regulations, 2015, along with the Audit Report by the Statutory Auditor is enclosed herewith. In addition, a declaration by the Chief Financial Officer, regarding issuance of unmodified opinion on Audited Financial Results of the Company (Standalone and Consolidated) for the quarter and year ended March 31, 2018 is also attached herewith as an Annexure.
2. Declaration of Final Dividend of INR 1.00/- (100%) per Equity Share of INR 1.00/- each, and the Dividend shall be paid/dispatched on or before Saturday, September 07, 2018 subject to approval of shareholders in the ensuing Annual General Meeting.

This is to also inform that since last few years, the Company has been declaring a final dividend of INR 0.40/- (40%) per share. However, as financial year 2017-18 marks the 10th year since the Company went public, in addition to the usual final dividend declared @40% (i.e. INR 0.40 per share), the Board declared a special one-time additional dividend @60% (INR 0.60 per share) to the Shareholders to commemorate their association with the Company, thereby making the Final Dividend @100% (i.e. INR 1 per share).

3. The 17th Annual General Meeting of the Company has been scheduled on Friday, August 10, 2018.



4. Closure of the Register of Members and Transfer Register of the Company for the purpose of payment of Final Dividend is from Saturday, August 04, 2018 to Friday, August 10, 2018 [both days inclusive].

The meeting of Board of Directors of the Company commenced at 10:30 AM and concluded at 1.15 PM.

Please take note of the same.

Thanking you,

Yours sincerely,

For TAKE Solutions Limited


Avaneesh

Company Secretary



Encl: A/a:

Auditor's Report on Consolidated Quarterly and Year to Date Financial Results of TAKE Solutions Limited Pursuant to the Regulation 33 of the SEBI (Listing Obligations and Disclosure requirements) Regulations, 2015

**Board of Directors of
TAKE Solutions Limited,**

We have audited the accompanying consolidated financial results of TAKE Solutions Limited ('the Holding Company') for the quarter and year ended March 31, 2018, attached herewith, being submitted by the Holding Company pursuant to the requirement of Regulation 33 of the Securities and Exchange Board of India (Listing Obligations and Disclosure Requirements) Regulations, 2015. The quarterly consolidated financial results include the results of the Holding Company and its subsidiaries (the Holding Company and its subsidiaries together referred to as 'the group'). The quarterly consolidated financial results are the derived figures between the audited figures in respect of the year ended March 31, 2018 and the published year-to-date figures up to December 31, 2017, being the date of the end of the third quarter of the current financial year, which were subjected to a limited review. The consolidated financial results for the quarter ended March 31, 2018 have been prepared on the basis of the consolidated financial results for the nine-month period ended December 31, 2017, the audited annual consolidated financial statements as at and for the year ended March 31, 2018 and the relevant requirements of Regulation 33 of the Securities Exchange Board of India (Listing Obligations and Disclosure Requirements) Regulations, 2015 and are the responsibility of Holding Company's management and approved by the Board of Directors of the Company. Our responsibility is to express an opinion on these consolidated financial results based on our review of the consolidated financial results for the nine-month period ended December 31, 2017 which were prepared in accordance with the recognition and measurement principles laid down in Indian Accounting Standard (AS) 34, Interim Financial Reporting, specified under the Section 133 of the Companies Act 2013 ('the Act') read with relevant rules issued there under and other accounting principles generally accepted in India.

We conducted our audit in accordance with the auditing standards generally accepted in India. Those standards require that we plan and perform the audit to obtain reasonable assurance about whether the financial results are free of material misstatement(s). An audit includes examining, on a test basis, evidence supporting the amounts disclosed as consolidated financial results. An audit also includes assessing the accounting principles used and significant estimates made by management. We believe that our audit provides a reasonable basis for our opinion.

The financial results include consolidation of Results pertaining to the entities listed in Annexure.

Opinion

In our opinion and to the best of our information and according to the explanations given to us consolidated financial results:

- i. are presented in accordance with the requirements of Regulation 33 of the SEBI (Listing Obligations and Disclosure Requirements) Regulations, 2015; and



Pune Office: GDA House, Plot No. 85, Bhusari Colony (Right), Paud Road, Pune – 411 038, Phone – 020 – 25280081, Fax – 020 – 25280275; Email – audit@gdaca.com

Mumbai Office: Office No. 83-87, 8th Floor, Mittal Tower, B-wing, Nariman Point, Mumbai – 400 021, Phone – 022 – 4922 0555, Fax – 022 – 4922 0504;

- ii. give a true and fair view of the net profit and other financial information for the year ended March 31, 2018.

Other Matters:

1. We have not audited the results of subsidiaries included in the statement, whose financial statements reflect total assets of Rs. 1,24,143.15 lakhs, total income of Rs. 1,32,558.65 lakhs (Rs. 41,469.13 lakhs for quarter ended March 31, 2018), total profit after tax of Rs 13,403.91 lakhs (total profit after tax of Rs. 4,648.26 lakhs for quarter ended March 31, 2018) and total comprehensive income of Rs. 14,083.49 lakhs (total comprehensive income Rs. 5,364.98 lakhs for quarter ended March 31, 2018) after elimination of inter group transactions, as considered in the Statement.

The results for these subsidiaries have been audited by other auditors whose reports have been furnished to us by the Management and our report on the financial results in so far as it relates to the amounts and disclosures included in respect of these subsidiaries are based solely on the reports of the other auditors.

2. The Indian Accounting Standard (Ind AS) compliant figures of the corresponding quarter of the previous year prepared by the management of the company have not been subjected to Limited Review and accordingly we do not express any opinion on the financial results for that quarter.

Our opinion is not modified in respect of these matters.

For G. D. Apte & Co.
Chartered Accountants
Firm Registration Number: 100515W

C. M. Dixit
Partner
Membership Number: 017532
Chennai, May 17, 2018



Annexure

Annexure referred to in Auditors Report on Audited consolidated financial results of TAKE Solutions Limited for the Quarter and year ended March 31, 2018

	Subsidiaries
1	APA Engineering Private Limited, India
2	Ecron Acunova Limited, India
3	TAKE Solutions Global Holdings Pte Ltd. Singapore
4	Navitas LLP
5	TAKE Solutions Limited ESOP Trust
	Step Down Subsidiaries
1	APA Engineering Pte Ltd, Singapore
2	APA Engineering Inc. ,USA
3	TAKE Solutions Information Systems Pte Ltd, Singapore
4	Towell TAKE Investments LLC, Muscut
5	TAKE Enterprise Services Inc., USA
6	TAKE Innovations Inc , USA
7	Navitas Life Sciences Holdings Limited, UK
8	Million Star Technologies Limited, Mauritius
9	Towell TAKE Solutions LLC, Muscat
10	TAKE Solutions MEA Limited, Dubai
11	Mirnah Technology Systems Limited, Saudi Arabia
12	Astus Technologies Inc, USA
13	Intelent Inc, USA



14	TAKE Synergies Inc., USA
15	TAKE Dataworks Inc., USA
16	Navitas Life Sciences Limited, UK
17	Navitas Inc., USA
18	Navitas Life Sciences Inc (fka WCI consulting Ltd USA)
19	TAKE Supply Chain De Mexico S De RI Cv, Mexico
20	Acunova Life Sciences Inc., USA
21	Ecron Acunova Company Limited, Thailand
22	Acunova Life Sciences Limited, UK
23	Navitas Lilfe Sciences, Gmbh (formerly known Ecron Acunova Gmbh, Germany)
24	Ecron Acunova Sdn. Bhd., Malaysia
25	Ecron Acunova sp. Z. o. o. ,Poland
26	Ecron Acunova Limited , UK
27	Ecron LLC Ukraine
28	Ecron Acunova LLC Russia
29	Ecron Acunova AS, Denmark
30	Ecron Acunova Pte Limited, Singapore





TAKE SOLUTIONS LTD

CIN: L63090TN2000PLC046338

Regd. Office : 27, Tank Bund Road, Nungambakkam, Chennai 600 034

www.takesolutions.com

Statement of Audited Consolidated Financial Results for the quarter and year ended March 31, 2018
(₹ In Lakhs except per share data)

Sl. No.	Particulars	Quarter Ended			Year Ended	
		Mar 31, 2018	Dec 31, 2017	Mar 31, 2017	Mar 31, 2018	Mar 31, 2017
		(Audited)	(Unaudited)	(Unaudited)	(Audited)	(Audited)
1	Revenue from operations	45,392.27	40,802.10	35,550.75	158,724.34	134,455.59
2	Other Income	286.83	136.79	49.73	641.10	1,286.53
3	Total Income	45,679.10	40,938.89	35,600.48	159,365.44	135,742.12
4	Expenses					
	Cost of revenue	13,018.66	11,706.05	10,418.93	45,670.44	39,604.85
	Employee benefit expense	12,641.63	11,363.45	9,936.37	44,671.67	38,708.30
	Finance cost	551.21	502.70	532.66	2,075.77	2,261.47
	Depreciation and amortisation	3,217.72	2,752.03	2,135.70	10,414.86	8,744.89
	Other expenses	10,680.80	9,751.69	8,291.11	37,734.77	29,919.83
	Total Expenses	40,110.02	36,075.92	31,314.77	140,567.51	119,239.34
5	Profit/(Loss) before tax (3-4)	5,569.08	4,862.97	4,285.71	18,797.93	16,502.78
6	Tax expense					
	Current tax	304.23	359.26	264.33	1,842.62	2,324.42
	Shortfall / (excess) provision of earlier years	4.17	1.84	(15.01)	6.13	55.26
	Deferred tax / (Reversal)	711.60	305.88	(144.46)	962.96	(492.41)
7	Profit/(Loss) for the period (5-6)	4,549.08	4,195.99	4,180.85	15,986.22	14,615.51
	Attributable to:					
	Shareholders of the company	4,585.54	4,111.31	4,010.49	16,045.76	14,307.75
	Non-controlling interest	(36.46)	84.68	170.36	(59.54)	307.76
8	Other Comprehensive Income					
	a) i) Items that will not be reclassified to profit or (loss)	10.65	79.68	0.62	236.77	2.46
	ii) Income tax provision / (reversal) relating to the items that will not be reclassified to profit or loss	44.41	27.33	4.62	79.81	2.64
	b) i) Items that will be reclassified to profit or (loss)	1,455.48	20.93	(3,066.94)	1,471.42	(3,402.44)
	ii) Income tax provision / (reversal) relating to the items that will not be reclassified to profit or loss	(10.52)	-	-	(10.52)	-
	Total Other Comprehensive Income	1,432.24	73.28	(3,070.94)	1,638.90	(3,402.62)
9	Total Comprehensive Income	5,981.32	4,269.27	1,109.91	17,625.12	11,212.89
	Attributable to:					
	Shareholders of the company	6,013.81	4,184.59	939.55	17,683.20	10,905.13
	Non-controlling interest	(32.49)	84.68	170.36	(58.08)	307.76
10	Paid-up equity share capital (Face value ₹ 1/- each)	1,458.84	1,311.71	1,310.02	1,458.84	1,310.02
11	Earnings per share (of ₹ 1/- each) (not annualised)					
	(a) Basic (in ₹)	3.45	3.13	3.36	12.19	11.22
	(b) Diluted (in ₹)	3.44	3.13	3.35	12.15	11.19



Segment Wise Revenue and Results
Primary Segment Information

Particulars	(₹In Lakhs)				
	Quarter Ended			Year Ended	
	Mar 31, 2018 (Audited)	Dec 31, 2017 (Unaudited)	Mar 31, 2017 (Unaudited)	Mar 31, 2018 (Audited)	Mar 31, 2017 (Audited)
1. (a) Segment Revenue					
(i) Functional Services			20,742.99		78,223.92
(ii) Technology Services			14,807.76		56,231.67
Total			35,550.75		134,455.59
1. (b) Segment Revenue					
(i) Life Sciences	41,163.58	35,765.90		139,824.77	
(ii) Supply Chain Management	4,228.69	5,036.20		18,899.57	
Total	45,392.27	40,802.10		158,724.34	
Revenue from Operations	45,392.27	40,802.10	35,550.75	158,724.34	134,455.59
2. (a) Segment Results					
(i) Functional Services			7,275.07		27,168.24
(ii) Technology Services			2,516.24		9,468.95
Total			9,791.31		36,637.19
2. (b) Segment Results					
(i) Life Sciences	8,237.15	6,705.22		25,403.75	
(ii) Supply Chain Mangement	117.78	162.96		611.44	
Total	8,354.93	6,868.18		26,015.19	
Less: (i) Finance cost	551.21	502.70	532.66	2,075.77	2,261.47
(ii) Other Un-allocable Expenditure net off Un-	2,234.64	1,502.51	4,972.94	5,141.49	17,872.94
Profit Before Tax	5,569.08	4,862.97	4,285.71	18,797.93	16,502.78

The management has updated its segment classification based on service offerings, with effect from April 01, 2017. Previous period figures given above are as per the earlier classification and hence not comparable.

Segregation of assets, liabilities, depreciation and other non-cash expenses into various primary segments has not been carried out as the assets are used interchangeably between segments. Accordingly, no disclosure relating to segmental assets and liabilities has been made.



Note :

1. Consolidated Statement of Assets and Liabilities

(₹ In Lakhs)		
Particulars	As at Mar 31, 2018	As at Mar 31, 2017
ASSETS		
Non-current assets		
(a) Property, plant and equipment	21,275.43	16,242.55
(b) Capital work in progress	76.49	606.53
(c) Goodwill	23,961.70	23,540.78
(d) Other intangible assets	13,631.08	15,641.73
(e) Intangible assets under development	4,168.24	1,454.07
(f) Financial Assets		
(i) Investments	618.19	616.36
(ii) Loans	630.55	551.95
(iii) Other financial asset	100.00	100.00
(g) Deferred tax assets (net)	341.87	335.71
(h) Income tax assets (net)	1,372.96	-
(i) Other non-current assets	412.18	267.10
Total Non-Current Assets	66,588.69	59,356.78
Current assets		
(a) Inventories	1,673.13	1,738.64
(b) Financial assets		
(i) Investments	5,300.28	334.03
(ii) Trade receivables	46,916.90	43,622.50
(iii) Cash and cash equivalents	31,713.85	7,373.06
(iv) Bank balances other than (iii) above	2,372.68	3,633.96
(v) Loans	12.60	306.04
(vi) Other financial assets	13,775.71	11,296.16
(c) Other current assets	16,003.12	9,604.99
Total Current Assets	117,768.27	77,909.38
Total Assets	184,356.96	137,266.16
EQUITY AND LIABILITIES		
Equity		
(a) Equity share capital	1,458.84	1,310.01
(b) Other equity	131,369.62	89,783.80
(c) Non-controlling interests	839.19	4,221.74
Total Equity	133,667.65	95,315.55
Non-current liabilities		
(a) Financial liabilities		
Borrowings	5,454.74	4,878.59
(b) Provisions	371.87	934.80
(c) Deferred tax liabilities (net)	3,390.85	2,320.39
(d) Other non-current liabilities	-	261.99
Total Non-Current Liabilities	9,217.46	8,395.77
Current liabilities		
(a) Financial liabilities		
(i) Borrowings	25,335.09	17,171.69
(ii) Trade Payables	4,925.82	4,590.07
(iii) Other financial liabilities	4,592.71	4,298.40
(b) Other current liabilities	4,718.01	6,806.95
(c) Provisions	98.10	352.30
(d) Income tax liabilities (net)	1,802.12	335.43
Total Current Liabilities	41,471.85	33,554.84
Total Equity and Liabilities	184,356.96	137,266.16



- 2 The Consolidated Financial Results have been reviewed and recommended by the Audit Committee at its meeting held on May 16, 2018 and approved by the Board of Directors of the company at its meeting held on May 17, 2018. The statutory auditors of the company have carried out the audit of the results for the quarter and year ended March 31, 2018.
- 3 The Ind AS compliant financial results, pertaining to the quarter ended March 31, 2017 have not been subjected to audit by Statutory Auditors. However, the management has exercised necessary due diligence to ensure that such financial results provide a true and fair view of its affairs.
- The Consolidated Financial Results have been prepared in accordance with Ind AS prescribed under section 133 of the Companies Act, 2013 and other recognized accounting practices and policies to the extent applicable. Beginning April 01, 2017, the Company has for the first time adopted Ind AS with the transition date of April 01, 2016.
- 4 The Consolidated and Standalone financial results for the quarter and year ended March 31, 2018 are available on the Company's website (www.takesolutions.com) and the website of BSE (www.bseindia.com) and NSE (www.nseindia.com)
- 5 The final dividend of ₹ 0.40 per equity share for the year 2016-17 approved by the shareholders at the Annual General Meeting of the company held on August 11, 2017, the first interim dividend of ₹ 0.30 per equity share declared at the meeting of the Board of Directors held on November 08, 2017 and the second interim dividend of ₹ 0.30 per equity share declared at the meeting of Board of Directors held on February 08, 2018, were paid by the company.
- 6 The Board of Directors at its meeting held on May 17, 2018, has recommended a final dividend of 100% (₹ 1/- per equity share of par value ₹ 1/- each, which is subject to approval of shareholders.
- 7 During the quarter ended March 31, 2018, pursuant to the approval of shareholders through postal ballot, the Company has issued and allotted an aggregate of 1,46,97,200 equity shares of ₹1/- each at a price of ₹170.10 per share (inclusive of a premium of ₹ 169.10 per equity share), on a preferential basis to TAKE Solutions Pte Ltd, Singapore, the promoters of the company, and has received the entire amount aggregating to ₹ 24,999.94 Lakhs which is being utilised towards the intended purposes and has been invested in short term instruments in the meantime.
- 8 During the quarter ended March 31, 2018, the company has sold the entire investments held in its step down subsidiary Towell TAKE Investments LLC. The financial results of this subsidiary till the date of disposal and the profit of ₹ 212.52 Lakhs on disposal have been included in the above consolidated financial results.
- 9 TAKE Solutions Limited and its subsidiaries ('the Group') provide service offerings in Life Sciences and Supply Chain Management domain. The revised business segments have been classified as Life Sciences and Supply Chain Management.
- 10 The figures for the last quarter of the current year and of the previous year are the balancing figures between the audited figures for full financial year and the published year to date figures upto December 31, 2017 (December 31, 2016).
- 11
- 12(a) Reconciliation of net profit or loss as reported in accordance with previous GAAP to total comprehensive income in accordance with Ind AS is given below:

(₹ In Lakhs)

Particulars	Quarter Ended	Year Ended
	Mar 31, 2017	Mar 31, 2017
Net profit under IGAAP [Attributable to Shareholders]	3,613.10	13,380.77
Ind AS adjustments : Add / (less)		
Fair valuation of Employee Stock Option Plans	(99.96)	(470.01)
Actuarial (gain) / loss on employee defined rereasurement benefits	(0.62)	(2.46)
Consolidation of ESOP Trust	(1.02)	521.22
Fair valuation of security deposits	(1.26)	(1.29)
Provision for expected credit loss	35.68	(39.80)
Fair valuation of mutual funds	9.89	(0.21)
Accounting for effective interest rate on term loans	(0.01)	(11.92)
Capitalisation of intangible charges	627.01	1,212.29
Others items	(4.78)	(1.11)
Tax impact on Ind AS adjustments	2.82	28.03
Net profit as per Ind AS	4,180.85	14,615.51
Other comprehensive income	(3,070.94)	(3,402.62)
Total Comprehensive Income Attributable to Shareholders	1,109.91	11,212.89



12(b) Reconciliation of equity as reported in accordance with previous GAAP in accordance with Indian Accounting Standards is given below:

Particulars	₹ In Lakhs	
	Year Ended	
	Mar 31, 2017	
Total Equity as per IGAAP	93,444.66	
Ind AS adjustments : Add / (less)		
Fair valuation of employees stock option plans	192.25	
Decrease in share of profit of Navitas LLP	(197.59)	
Consolidation of ESOP Trust	671.22	
Fair valuation of security deposits	(1.68)	
Provision for expected credit losses	(45.02)	
Fair valuation of mutual funds	(0.21)	
Accounting of effective interest rates on term loans	(11.92)	
Capitalisation of intangible assets	1,212.28	
Reversal of provision for dividend	38.48	
Foreign currency translation reserve	(36.81)	
Others	(5.67)	
Tax impact on Ind AS adjustments	55.56	
Equity as per Ind AS	95,315.55	

13 The financial results of TAKE Solutions Limited (Standalone information)

(₹ In Lakhs)

Particulars	Quarter Ended			Year Ended	
	Mar 31, 2018	Dec 31, 2017	Mar 31, 2017	Mar 31, 2018	Mar 31, 2017
	(Audited)	(Unaudited)	(Unaudited)	(Audited)	(Audited)
Total income	697.92	1,050.52	1,578.00	3,524.44	4,120.61
Net profit/(loss) before tax	179.38	451.56	953.30	1,474.39	1,457.60
Net profit/(loss) for the period	173.20	453.82	938.22	1,525.16	1,442.16
Total comprehensive income	173.24	458.47	937.90	1,546.69	1,440.90

14 Previous period figures have been regrouped /reclassified, wherever necessary to conform to current period's classification.

For and on behalf of the Board of Directors

Srinivasan H.R.

Srinivasan H.R.

Vice Chairman & Managing Director



Place : Chennai

Date : May 17, 2018



Auditor's Report on Standalone Quarterly and Year to Date Financial Results of TAKE Solutions Limited Pursuant to the Regulation 33 of the SEBI (Listing Obligations and Disclosure Requirements) Regulations, 2015

**Board of Directors of
TAKE Solutions Limited,**

We have audited the financial results of TAKE Solutions Limited ('the Company') for the quarter ended March 31, 2018 and for the year ended March 31, 2018, attached herewith, being submitted by the Company pursuant to the requirements of Regulation 33 of the Securities and Exchange Board of India (Listing Obligations and Disclosure Requirements) Regulations, 2015. The quarterly financial results are the derived figures between the audited figures in respect of the year ended March 31, 2018 and the published year-to-date figures up to December 31, 2017, being the date of the end of the third quarter of the current financial year, which were subjected to a limited review. The financial results for the quarter ended March 31, 2018 have been prepared on the basis of the financial results for the nine-month period ended December 31, 2017, the audited annual financial statements as at and for the year ended March 31, 2018, and the relevant requirements of Regulation 33 of the SEBI (Listing Obligations and Disclosure Requirements) Regulations, 2015 and are the responsibility of the Company's management and have been approved by the Board of Directors of the Company. Our responsibility is to express an opinion on these financial results based on our review of the financial results for the nine-month period ended December 31, 2017 which were prepared in accordance with the recognition and measurement principles laid down in Indian Accounting Standard (AS) 34, Interim Financial Reporting, specified under the Section 133 of the Companies Act 2013 ('the Act') read with relevant rules issued there under and other accounting principles generally accepted in India.

We conducted our audit in accordance with the auditing standards generally accepted in India. Those standards require that we plan and perform the audit to obtain reasonable assurance about whether the financial results are free of material misstatement(s). An audit includes examining, on a test basis, evidence supporting the amounts disclosed as financial results. An audit also includes assessing the accounting principles used and significant estimates made by management. We believe that our audit provides a reasonable basis for our opinion.

Opinion

In our opinion and to the best of our information and according to the explanations given to us these quarterly financial results as well as the year to date results:

- i. are presented in accordance with the requirements of Regulation 33 of the SEBI (Listing Obligations and Disclosure Requirements) Regulations, 2015; and
- ii. give a true and fair view of the net profit and other financial information for the quarter and for the year ended March 31, 2018.



Pune Office: GDA House, Plot No. 85, Bhusari Colony (Right), Paud Road, Pune – 411 038, Phone – 020 – 25280081, Fax – 020 – 25280275; Email – audit@gdaca.com

Mumbai Office: Office No. 83-87, 8th Floor, Mittal Tower, B-wing, Nariman Point, Mumbai – 400 021, Phone – 022 – 4922 0555, Fax – 022 – 4922 0504;

G.D. Apte & Co.

Chartered Accountants

Further, read with paragraph 1 above, we report that the figures for the quarter ended March 31, 2018 represent the derived figures between the audited figures in respect of the financial year ended March 31, 2018 and the published year-to-date figures up to December 31, 2017, being the date of the end of the third quarter of the current financial year, which were subjected to a limited review as stated in Paragraph 1 above, as required under Regulation 33 of SEBI (Listing Obligations and Disclosure Requirements) Regulations, 2015.

Other Matters

The Indian Accounting Standard (Ind AS) compliant figures of the corresponding quarter of the previous year ended March 31, 2017 prepared by the management of the company have not been subjected to audit and accordingly we do not express any opinion on the quarterly financial results for that quarter.

Our opinion is not modified in respect of this matter.

For G. D. Apte & Co.
Chartered Accountants
Firm Registration Number: 100515W



C. M. Dixit
Partner
Membership Number: 017532
Chennai, May 17, 2018





TAKE SOLUTIONS LTD

CIN: L63090TN2000PLC046338

Regd. Office : 27, Tank Bund Road, Nungambakkam, Chennai 600 034

www.takesolutions.com

Statement of Audited Standalone Financial Results for the quarter and year ended March 31, 2018

(₹ In Lakhs except per share data)

Sl. No.	Particulars	Quarter Ended			Year Ended	
		Mar 31, 2018	Dec 31, 2017	Mar 31, 2017	Mar 31, 2018	Mar 31, 2017
		(Audited)	(Unaudited)	(Unaudited)	(Audited)	(Audited)
1	Revenue from operations	84.31	57.29	545.34	243.78	1,884.29
2	Other Income	613.61	993.23	1,032.66	3,280.66	2,236.32
3	Total Income	697.92	1,050.52	1,578.00	3,524.44	4,120.61
4	Expenses					
	Cost of revenue	77.80	52.20	77.64	224.82	461.07
	Employee benefit expense	150.22	110.78	148.41	526.29	554.30
	Finance cost	-	2.17	-	83.41	292.34
	Depreciation and amortisation	20.03	19.93	22.40	79.77	79.58
	Other expenses	270.49	413.88	376.25	1,135.76	1,275.72
	Total Expenses	518.54	598.96	624.70	2,050.05	2,663.01
5	Profit/(Loss) before tax (3-4)	179.38	451.56	953.30	1,474.39	1,457.60
6	Tax expense					
	Current tax	29.50	-	30.84	29.50	30.84
	Deferred tax / (Reversal)	(23.32)	(2.26)	(15.76)	(80.27)	(15.40)
7	Profit/(Loss) for the period (5-6)	173.20	453.82	938.22	1,525.16	1,442.16
8	Other Comprehensive Income					
	a) i) Items that will not be reclassified to profit or (loss)	(1.38)	6.73	(0.46)	29.72	(1.82)
	ii) Income tax provision / (reversal) relating to the items that will not be reclassified to profit or loss	(1.42)	2.08	(0.14)	8.19	(0.56)
	b) i) Items that will be reclassified to profit or (loss)	-	-	-	-	-
	ii) Income tax provision / (reversal) relating to the items that will not be reclassified to profit or loss	-	-	-	-	-
	Total Other Comprehensive Income	0.04	4.65	(0.32)	21.53	(1.26)
9	Total Comprehensive Income	173.24	458.47	937.90	1,546.69	1,440.90
10	Paid-up equity share capital (Face value ₹ 1/- each)	1,479.34	1,332.37	1,332.37	1,479.34	1,332.37
11	Earnings per share (of ₹ 1/- each) (not annualised)					
	(a) Basic (in ₹)	0.13	0.34	0.73	1.14	1.11
	(b) Diluted (in ₹)	0.13	0.34	0.73	1.14	1.11



Note :

1. Standalone Statement of Assets and Liabilities

		(₹ In Lakhs)	
Particulars		As at Mar 31, 2018	As at Mar 31, 2017
ASSETS			
Non-current assets			
(a)	Property, plant and equipment	378.13	445.72
(b)	Other intangible assets	7.86	14.06
(c)	Financial Assets		
	(i) Investments	36,377.57	35,992.26
	(ii) Loans	868.34	1,718.64
	(iii) Other financial asset	100.00	100.00
(d)	Deferred tax assets (net)	137.78	99.50
(e)	Income tax assets (net)	930.29	874.31
(f)	Other non-current assets	8.13	14.22
Total Non-Current Assets		38,808.10	39,258.71
Current assets			
(a)	Inventories	18.48	2.44
(b)	Financial assets		
	(i) Investments	5,009.93	-
	(ii) Trade receivables	90.94	318.38
	(iii) Cash and cash equivalents	12,956.55	210.17
	(iv) Bank balances other than (iii) above	2,275.71	2,272.58
	(v) Loans	7,813.84	3,271.91
	(vi) Other financial assets	10,353.73	7,843.35
(c)	Other current assets	340.84	226.58
Total Current Assets		38,860.02	14,145.41
Total Assets		77,668.12	53,404.12
EQUITY AND LIABILITIES			
Equity			
(a)	Equity share capital	1,479.34	1,332.37
(b)	Other equity	75,474.38	50,468.59
Total Equity		76,953.72	51,800.96
Non-current liabilities			
(a)	Financial liabilities		
	Other financial liabilities	51.28	-
(b)	Provisions	56.33	50.47
Total Non-Current Liabilities		107.61	50.47
Current liabilities			
(a)	Financial liabilities		
	(i) Trade Payables	135.63	130.31
	(ii) Other financial liabilities	447.34	1,400.49
(b)	Other current liabilities	17.51	13.84
(c)	Provisions	6.31	8.05
Total Current Liabilities		606.79	1,552.69
Total Equity and Liabilities		77,668.12	53,404.12



2a. Reconciliation of net profit as reported in accordance with previous GAAP to total comprehensive income in accordance with Indian Accounting Standards is given below:

Particulars	(₹ In Lakhs)	
	Qtr Ended	Year Ended
	Mar 31, 2017	Mar 31, 2017
Net profit under IGAAP	1,018.26	1,835.32
Ind AS adjustments : Add / (less)		
Fair valuation of Employee Stock Option Plans	(47.78)	(204.22)
Actuarial (gain) / loss on employee defined remeasurement benefits	0.46	1.82
Fair valuation of security deposits	(0.08)	(0.40)
Increase / (Decrease) in share of profit from Navitas LLP	(32.02)	(188.56)
Dividend income from subsidiary	-	0.75
Commission on corporate guarantee	22.78	91.06
Provision for expected credit loss	(23.55)	(94.11)
Tax impact on Ind AS adjustments	0.15	0.50
Net profit as per Ind AS	938.22	1,442.16
Other Comprehensive Income	(0.32)	(1.26)
Total Comprehensive Income	937.90	1,440.90

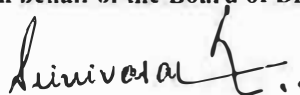
2b. Reconciliation of equity as reported in accordance with previous GAAP in accordance with Indian Accounting Standards is given below:

Particulars	(₹ In Lakhs)
	Year Ended Mar 31, 2017
Total Equity as per IGAAP	50,104.70
Ind AS adjustments : Add / (less)	
Adjustment of treasury shares held by ESOP Trust	22.35
Adoption of fair valuation for employee stock options	2,038.16
Decrease in Share of profit of Navitas LLP	(386.13)
Fair valuation of security deposits	(0.79)
Fair valuation of corporate guarantees	91.06
Provision for expected credit losses	(99.29)
Others	0.56
Tax impact on Ind AS adjustments	30.34
Total Equity as per Ind AS	51,800.96



- 3 The Standalone Financial Results have been reviewed and recommended by the Audit Committee at its meeting held on May 16, 2018 and approved by the Board of Directors of the company at its meeting held on May 17, 2018. The statutory auditors of the company have carried out the audit of the results for the quarter and year ended March 31, 2018.
- 4 The Ind AS compliant financial results, pertaining to the quarter ended March 31, 2017 have not been subjected to audit by Statutory Auditors. However, the management has exercised necessary due diligence to ensure that such financial results provide a true and fair view of its affairs.
- 5 The Standalone Financial Results have been prepared in accordance with Ind AS prescribed under section 133 of the Companies Act, 2013 and other recognized accounting practices and policies to the extent applicable. Beginning April 01, 2017, the Company has for the first time adopted Ind AS with the transition date of April 01, 2016.
- 6 During the current year, the Group has reclassified its primary business segments into Life Sciences and Supply Chain Management Verticals based on the services offered. However, the company on a standalone basis operates in the business segment of offering supply chain management and hence there is only one business segment. The company on a standalone basis is primarily operating in India, which is considered as single geographical segment.
- 7 The final dividend of ₹ 0.40 per equity share for the year 2016-17 approved by the shareholders at the Annual General Meeting of the company held on August 11, 2017, the first interim dividend of ₹ 0.30 per equity share declared at the meeting of the Board of Directors held on November 08, 2017 and the second interim dividend of ₹ 0.30 per equity share declared at the meeting of Board of Directors held on February 08, 2018, were paid by the company.
- 8 The Board of Directors at its meeting held on May 17, 2018, has recommended a final dividend of 100% (₹ 1/- per equity share of par value ₹ 1/- each, which is subject to approval of shareholders.
- 9 During the quarter ended March 31, 2018, pursuant to the approval of shareholders through postal ballot, the Company has issued and allotted an aggregate of 1,46,97,200 equity shares of ₹1/- each at a price of ₹170.10 per share (inclusive of a premium of ₹169.10 per equity share), on a preferential basis to TAKE Solutions Pte Ltd, Singapore, the promoters of the company, and has received the entire amount aggregating to ₹ 24,999.94 Lakhs which is being utilised towards the intended purposes and has been invested in short term instruments in the meantime.
- 10 The figures for the last quarter of the current year and of the previous year are the balancing figures between the audited figures for full financial year and the published year to date figures upto December 31, 2017 (December 31, 2016)
- 11 Previous period figures have been regrouped /reclassified, wherever necessary to conform to current period's classification.

For and on behalf of the Board of Directors



Srinivasan H.R.

Vice Chairman & Managing Director



Place : Chennai

Date : May 17, 2018



May 17, 2018

TAKE/BSE/2018-19
The Manager
Dept. of Corporate Services-Listing
Bombay Stock Exchange Limited,
P. J. Towers, Dalal Street,
Mumbai – 400001
Scrip Code: 532890

TAKE/NSE/2018-19
The Manager-Listing Department
National Stock Exchange of India Limited
Exchange Plaza,
Bandra - Kurla Complex, Bandra (East),
Mumbai – 400051
Symbol: TAKE

Dear Sir/Madam,

Sub: Declaration with respect to Financial Results for the financial year ended March 31, 2018

I, Subhasri Sriram, Executive Director and Chief Financial Officer of TAKE Solutions Limited having its registered office at No: 27, Tank Bund Road, Nungambakkam, Chennai – 600 034 hereby declare that M/s. G.D. Apte & Co. Chartered Accountants, Statutory Auditors of the Company have issued an Audit Report with unmodified opinion on Audited Financial Results of the Company (Standalone and Consolidated) for the quarter and year ended March 31, 2018. This declaration is given pursuant to Regulation 33(3) (d) of the SEBI (Listing Obligations and Disclosure Requirements), Regulation 2015 as amended.

Please take note of the same.

Thanking you,

Yours sincerely,
For TAKE Solutions Limited








Subhasri Sriram

Executive Director & Chief Financial Officer

FORM A

Pursuant to Regulation 33 of SEBI (Listing Obligation and Disclosure Requirements) Regulations, 2015


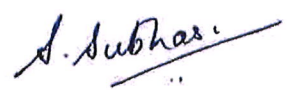


1.	Name of the Company	TAKE SOLUTIONS LIMITED
2.	Annual Financial Statement for the year ended	MARCH 31,2018 STANDALONE FINANCIAL STATEMENT
3.	Type of Audit observation	UN-MODIFIED
4.	Frequency of observation	NOT APPLICABLE
5.	To be signed by:	
	<ul style="list-style-type: none"> CEO/Managing Director (Srinivasan H R) 	
	<ul style="list-style-type: none"> Chief Financial Officer (Subhasri Sriram) 	
	<ul style="list-style-type: none"> Auditor of the Company (C. M. Dixit) 	
	<ul style="list-style-type: none"> Audit Committee Chairman V. Murali, on behalf of Chairman of Audit Committee 	



Place: Chennai
Date: May 17, 2018

FORM A

Pursuant to Regulation 33 of SEBI (Listing Obligation and Disclosure Requirements) Regulations, 2015

1.	Name of the Company	TAKE SOLUTIONS LIMITED
2.	Annual Financial Statement for the year ended	MARCH 31,2018 CONSOLIDATED FINANCIAL STATEMENT
3.	Type of Audit observation	UN-MODIFIED
4.	Frequency of observation	NOT APPLICABLE
5.	To be signed by:	
	<ul style="list-style-type: none"> CEO/Managing Director (Srinivasan H R) 	
	<ul style="list-style-type: none"> Chief Financial Officer (Subhasri Sriram) 	
	<ul style="list-style-type: none"> Auditor of the Company (C. M. Dixit) 	
	<ul style="list-style-type: none"> Audit Committee Chairman V. Murali, on behalf of Chairman of Audit Committee 	



Place: Chennai
Date: May 17, 2018