

**KALPA-TARU®****KALPATARU POWER TRANSMISSION LIMITED**

Factory & Registered Office :
Plot No. 101, Part-III, G.I.D.C. Estate, Sector-28,
Gandhinagar-382 028, Gujarat. India.
Tel. : +91 79 232 14000
Fax : +91 79 232 11951/52/66/71
E-mail : mktg@kalpatarupower.com
CIN : L40100GJ1981PLC004281

KPTL/18-19
28th June, 2018

<p>BSE Limited Corporate Relationship Department Phiroze Jeejeebhoy Towers Dalal Street, Fort MUMBAI - 400 001</p> <p>Script Code: 522287</p> <p>Listing: http://listing.bseindia.com</p>	<p>National Stock Exchange of India Ltd. 'Exchange Plaza', C-1, Block 'G', Bandra-Kurla Complex Bandra (E) MUMBAI - 400 051</p> <p>Script Code : KALPATPOWR</p> <p>Listing: https://www.connect2nse.com/LISTING/</p>
---	---

Sub.: Corporate Presentation

Respected Sir/ Madam,

In terms of Regulation 30 of SEBI (Listing Obligations and Disclosure Requirements) Regulations, 2015, we are pleased to forward herewith updated Corporate Presentation.

Kindly take note of the same on your records and oblige.

Thanking you,

Yours faithfully,
For Kalpataru Power Transmission Limited

Rahul Shah
Company Secretary

Encl.: a/a.



ISO 9001 CERTIFIED COMPANY

Corporate Office : 81, Kalpataru Synergy, Opp. Grand Hyatt, Santacruz (E), Mumbai-400 055, India.
Tel. : +91 22 3064 2100 ■ Fax : +91 22 3064 2500 ■ www.kalpatarupower.com



Kalpataru Power Transmission Limited

Corporate Presentation

This presentation may include statements which may constitute forward-looking statements. All statements that address expectations or projections about the future, including, but not limited to, statements about the strategy for growth, business development, market position, expenditures and financial results are forward looking statements. Forward looking statements are based on certain assumptions and expectations of future events. The company cannot guarantee that these assumptions and expectations are accurate or will be realised. The actual results, performance or achievements, could thus differ materially from those projected in any such forward looking statements.

The information contained in these materials has not been independently verified. None of the companies, its Directors, Promoters or affiliates, nor any of its or their respective employees, advisors or representatives or any other person accepts any responsibility or liability whatsoever, whether arising in tort, contract or otherwise, for any errors, omissions or inaccuracies in such information or opinions or for any loss, cost or damage suffered or incurred howsoever arising, directly or indirectly, from any use of this document or its contents or otherwise in connection with this document and makes no representation or warranty, express or implied for the contents of this document including its accuracy, fairness, completeness or verification or for any other statement made or purported to be made by any of them or on behalf of them and nothing in this document or at this presentation shall be relied upon as a promise or representation in this respect, whether as to the past or the future. The information and opinions contained in this presentation are current and if not stated otherwise as of the date of this presentation. The company undertakes no obligation to update or revise any information or the opinions expressed in this presentation as a result of new information, future events or otherwise. Any opinions or information expressed in this presentation are subject to change without notice.

This presentation does not constitute or form part of any offer or invitation or inducement to sell or issue, or any solicitation of any offer to purchase or subscribe for, any securities of Kalpataru Power Transmission Ltd (the "Company"), nor shall it, or any part of it or the fact of its distribution form the basis of, or be relied on in connection with, any contract or commitment therefore. Any person/party intending to provide finance/invest in the shares/business of the company should do so after seeking their own professional advice and after carrying out their own due diligence procedure to ensure that they are making an informed decision. This presentation is strictly confidential and may not be copied or disseminated, in whole or in part, and in any manner or for any purpose. No person is authorized to give any information or to make any representation not contained in or inconsistent with this presentation and if given or made, such information or representation must not be relied upon as having been authorized by any person. Failure to comply with this restriction may constitute a violation of the applicable securities laws. The distribution of this document in certain jurisdictions may be restricted by law and persons into whose possession this presentation comes should inform themselves about and observe any such restrictions. By participating in this presentation or by accepting any copy of the slides presented, you agree to be bound by the foregoing limitations.

Table of content

○ Key Facts & Figures	04
○ Group Overview	05
○ Vision Value System	06
○ Business Segments	
• Power Transmission & Distribution	07
• Infrastructure EPC - Oil & Gas Pipeline & Railways	10
• Asset Creation – DBFOT/BOOM Projects & Biomass Plants	15
• Subsidiaries – JMC Projects & SSL	17
○ Key Management	23
○ Financial Highlights	24
○ Stock Information	25
○ CSR Activities	27
○ Clientele	31



Experience - **Over 3 decades**



Footprints - **Over 50 countries**



Leading **EPC** player in Power Transmission, Railways and Oil & Gas Infrastructure Sector



Annual production capacity of transmission towers - **180,000 MT**



Turnover- **INR 58 Bn** (FY 18)



Market capitalisation - **INR 74 Bn** (As on 31st March 2018)



Experience of laying of **4,000+ Kms** Oil & Gas Pipelines and Setting up **250+** Oil & Gas Stations



Railways - Capability of offering services **globally**



Strong technical manpower - **2700+**



Completed transmission line contracts of **Over 20,000 Km** length across the globe.



Certifications - **ISO 9001:2015, ISO 14001:2015 and BS OHSAS 18001:2007**



Kalpataru Power Transmission Limited

- KPTL is amongst the largest players in power transmission, oil & gas pipeline and railways infrastructure EPC space with footprints in over 50 countries
- KPTL is part of the Kalpataru Group, a diversified conglomerate spanning Real Estate, Power Generation and Transmission, Construction of Roads, Factories, Buildings and Oil and Gas Infrastructure and Agri-Logistics spaces
- Experience of over 3 decades
- Successfully developed a portfolio of transmission line DBFOT/BOOM projects (PPP model)

JMC Projects (India) Limited **67.2%**



- Leading EPC player in civil construction and infrastructure
- Experience of over 3 decades
- Successfully developed a portfolio of road BOOT projects

Shree Shubham Logistics Limited **71.5%**

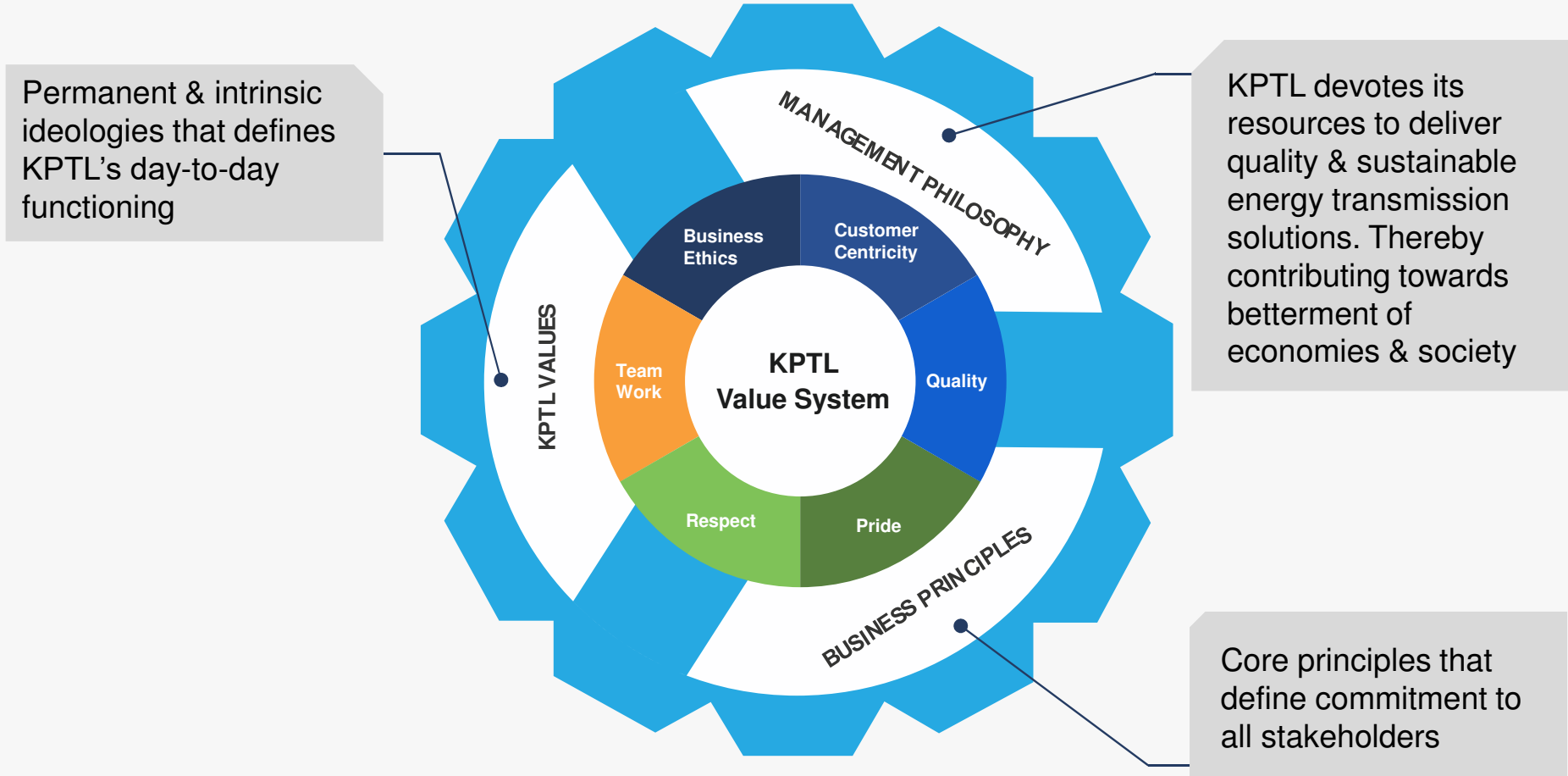


- Integrated business model focused on the midstream segment of agri-commodity value chain
- Manages and operates warehouses across the states of Rajasthan, Gujarat, Madhya Pradesh and Maharashtra

Vision

“To be the foremost global player in all the business verticals we operate in & we will achieve this by adhering to our core values ”

Value System



POWER TRANSMISSION & DISTRIBUTION



Designing & Engineering

3D drafting, analysing & designing software to optimize steel fabrication requirements.

Special Designing capabilities for different type of foundations including tower designs and detailing



Over 100 in-house design engineers



Manufacturing

One of the largest tower fabrication capabilities in the world integrated with quality control system and material testing.

Galvanizing facilities with a capacity of 1,80,000 MT per annum.



Delivered over 45,000 towers across the world

Milestones

- 1983-95** Established tower manufacturing plants in Gujarat
 - First turnkey transmission line project - 400 KV from NTPC
 - First 800KV and 1200 KV tower supply
- 2001-04** First overseas turnkey contract – 380KV Turkey.
- 2008** Expanded fabrication capacity to 108,000 MTs
- 2009** Won first DBFOT transmission project in Haryana.
 - Won largest international transmission contract of India – MEW Kuwait US\$ 250 Mn.
- 2013** Setup new plant of 55,000 MT's at Raipur.
- 2015** Crossed turnover of INR 72 Bn (consolidated)
- 2018** Global footprints expanded to over 50 countries

POWER TRANSMISSION & DISTRIBUTION



T&D Turnkey Solution

Large base of high-end construction equipment and experience to execute projects globally with a workforce of over 2,700+ permanent employees.



- Currently live projects in over 20 countries.



Substation

World class in-house engineering and construction team to execute high voltage substations and delivery of special substations for railways in India and overseas.



- Selected as one of the empanelled substation EPC contractor for PGCIL, TBCB projects upto 400 KV AIS
- Successful in securing a 400kV GIS order from PGCIL
- Secured 1st international substation contract in Africa region.



Tower Testing And R&D Center

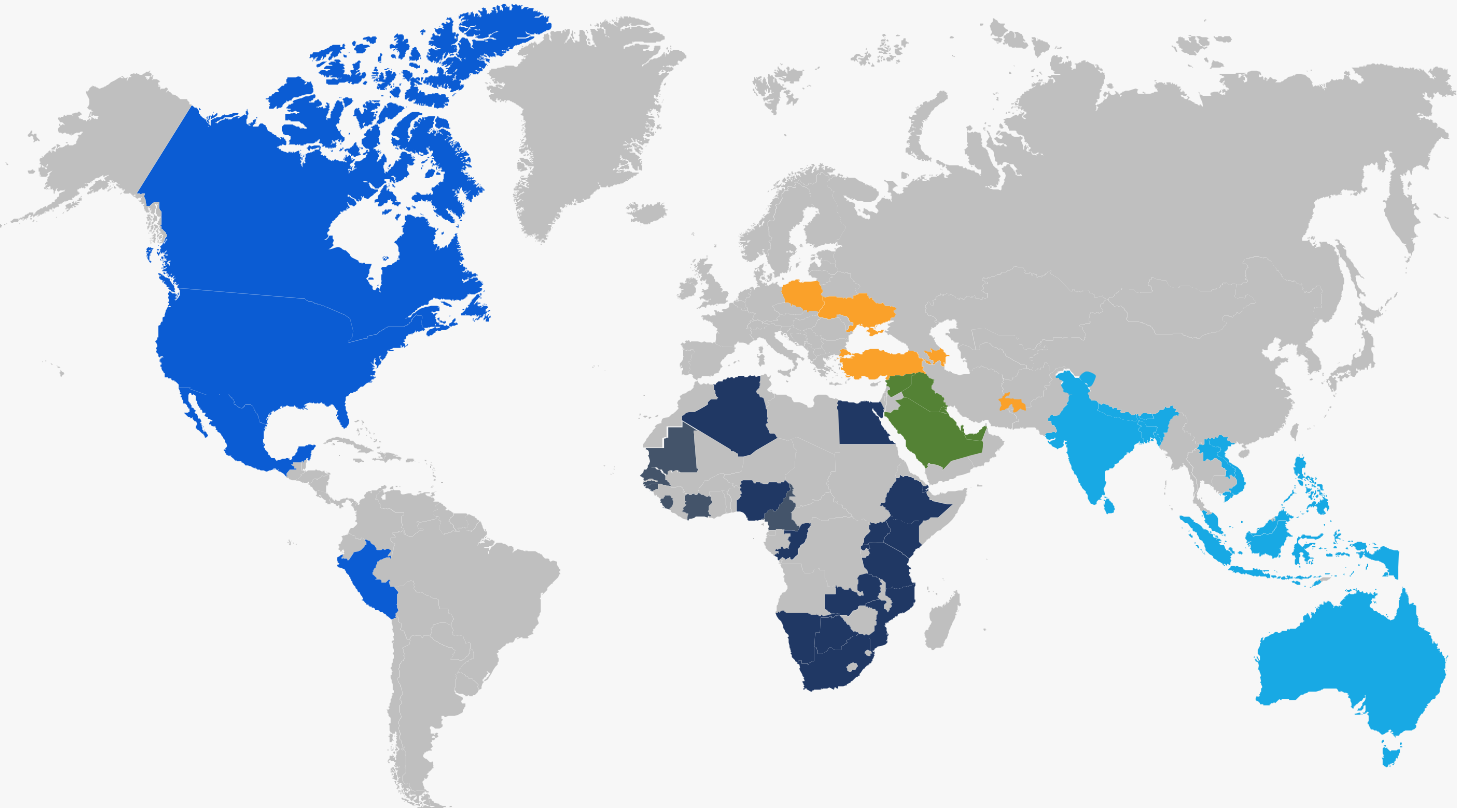
Fully automatic tower testing facility (upto 1,200 kv tower), helicopter erection simulation of tower through tower crane including R&D stations

Tower Testing Facility certified ISO/IEC 17025 by NABL



- Helicopter testing facility to test upto 85 metres tower
- Tested over 380 towers for domestic and international clients

POWER TRANSMISSION & DISTRIBUTION



- ### Australasia
- Australia
 - Bangladesh
 - Cambodia
 - Indonesia
 - Laos
 - Malaysia
 - Nepal *
 - Philippines **
 - Thailand **
 - Vietnam
 - India **
 - Srilanka **
 - Bhutan **
 - Ukraine (CIS) **

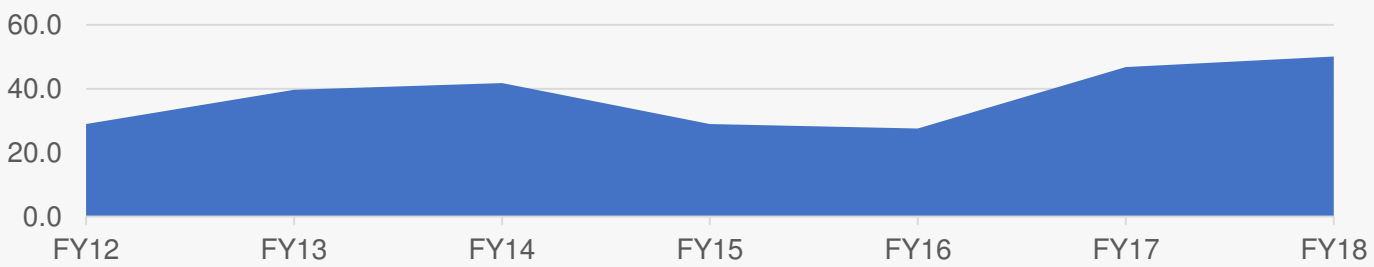
- ### Africa
- Algeria
 - Cameroon
 - Congo **
 - Djibouti *
 - Ethiopia
 - Kenya **
 - Mauritania **
 - Mozambique
 - Namibia
 - Nigeria
 - S. Africa *
 - Tanzania *
 - Uganda **
 - Zambia **
 - Egypt **
 - Rwanda **
 - Botswana **
 - Senegal **
 - Malawi **
 - Ivory Coast
 - Sierra- Leone **

- ### Americas
- Canada
 - Mexico
 - Peru
 - USA
 - Columbia

- ### Middle East
- Afghanistan**
 - Abu Dhabi
 - Iraq
 - Kuwait **
 - UAE **
 - Qatar **
 - Saudi Arabia **

- ### Europe
- Turkey *
 - Poland
 - Armenia (CIS) **
 - Tajikistan (CIS) **

International Order Book Trend (INR BN)



* Projects executed on Turnkey basis

** Projects under execution on Turnkey basis in 23 countries

INFRASTRUCTURE EPC

Oil & Gas Infrastructure

Segments

Oil & Gas pipeline

Gas gathering station

Process plants

Refineries

Order Book
INR 20 Bn
(31 Mar 2018)

Setup **250+**
Oil & Gas
Stations

Laying of
4,000+ km
Oil & Gas
Pipelines

Milestone

- 2004** Started commissioning oil & gas pipeline.
- 2007** Certification - RINA ISO 9001-2000
- 2011** Received IPLOCA award
Completed Mundra Bathinda Pipeline Project
- 2018** Record order inflow with order book crossing INR 20 Bn

Landmark Projects



PRP KG Basin – Gail Ltd – Andhara Pradesh



Thumbli Water Pipeline– Cairn Energy India – Rajasthan



CGGS & FGS Projects – Oil India Ltd– Assam



Vijaypur–Dadri Pipeline Project – GAIL Ltd - MP & UP



Mundra Bathinda Pipeline Project – HPCL Mittal Pipeline Ltd – Gujarat & Rajasthan



Panvel Dabhol Pipeline Project–Gail Ltd - Maharashtra

Clientele



INFRASTRUCTURE EPC



Services

- New track laying & rehabilitation work
- Railway & Overhead electrification
- Signalling & Telecommunication (S&T)
- Power systems
- Metro Railway & Private railways sidings
- Bridges & Tunnels
- Station Buildings & facilities
- Platforms & Traction sub-station

Order Book
INR 19 Bn
(31st Mar 2018)

Geared up to cater the **step-up** Railway Capex

Milestones

2010 Started operations

2012 Won first international project in Bangladesh

2018 Mansi-Madhepura – Electrification Project - Fastest Project in India to be completed within 10 months

Landmark Projects



Taljhari – Maharajpur (West Bengal)



Mansi-Madhepura Electrification (Bihar)

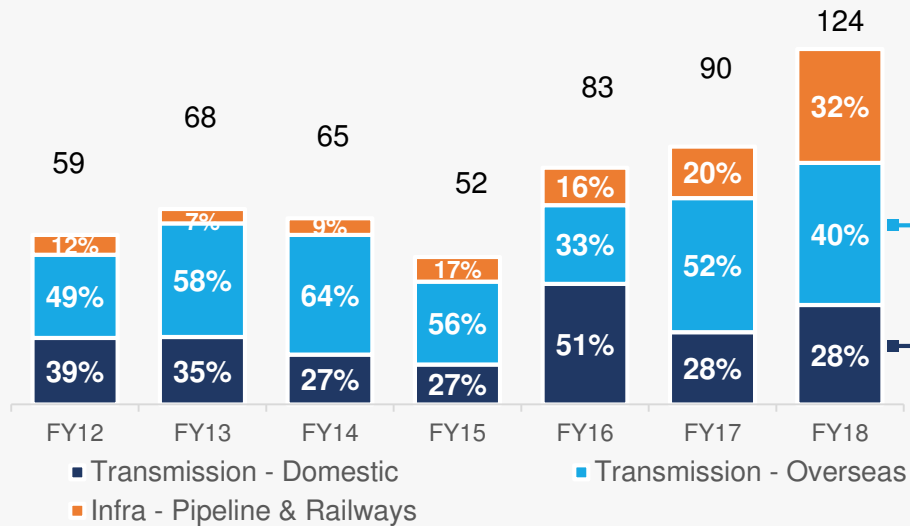


Tamluk – Basulya (West Bengal) – RVNL

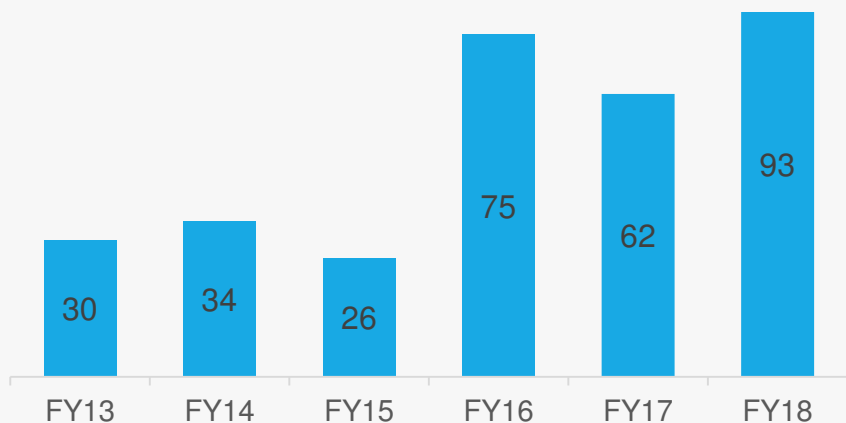


Ahmedabad-Palanpur (Gujarat) - Core

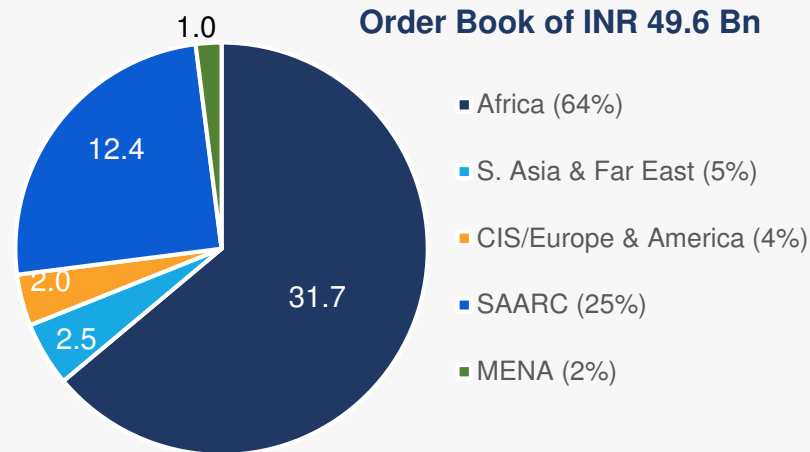
Historical Order Book (in INR Bn)



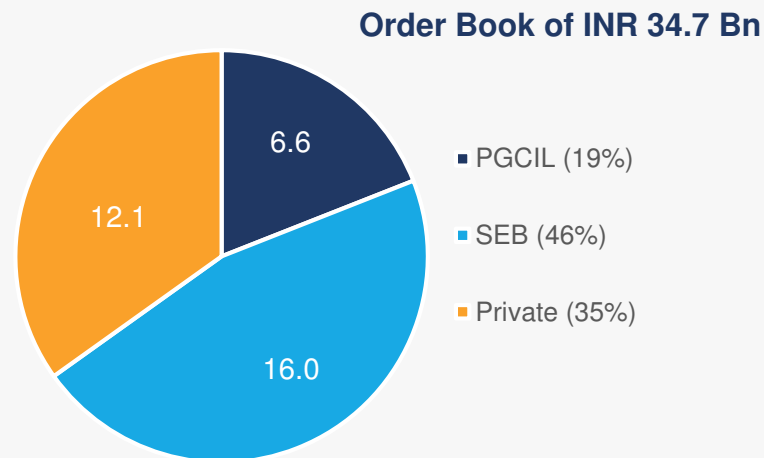
Order Inflow (in INR Bn)



Mar'18 Order Book – Transmission (International)

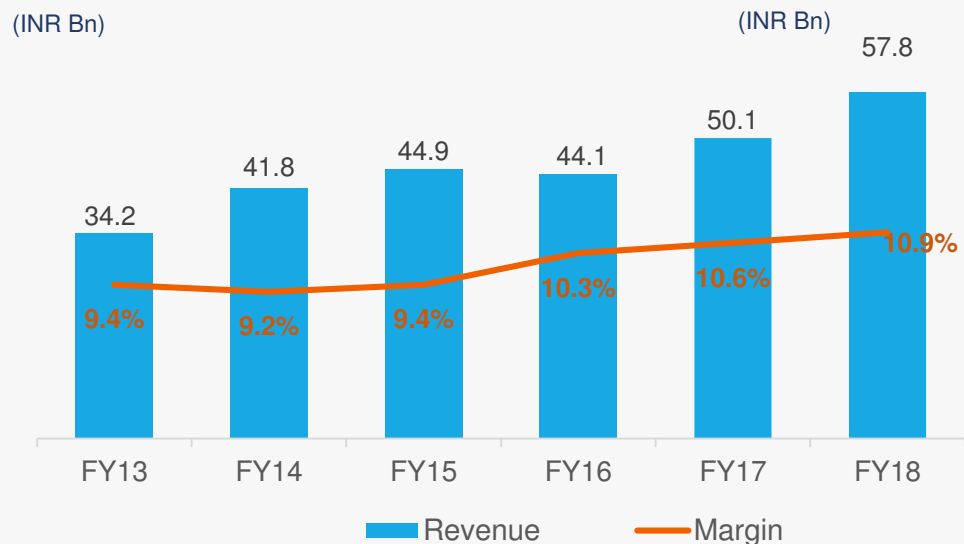


Mar'18 Order Book – Transmission (Domestic)

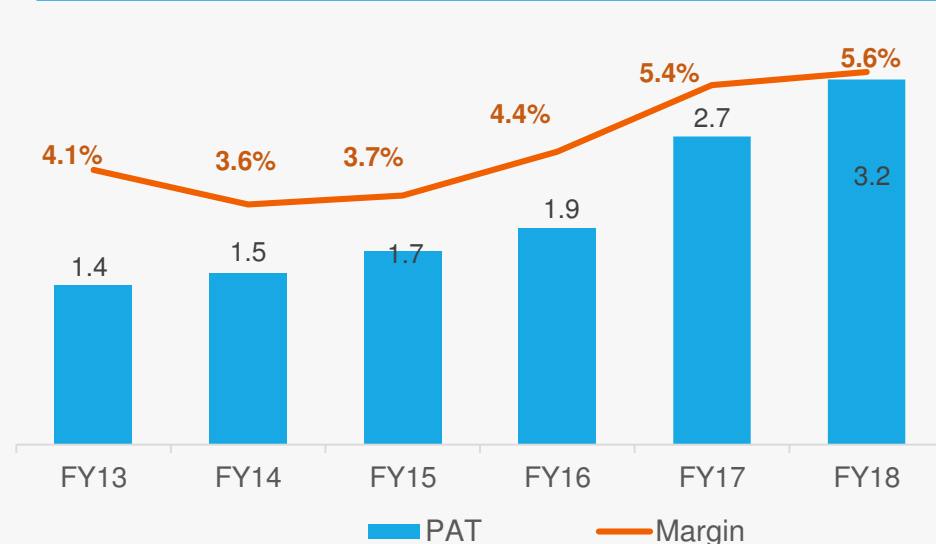


KPTL - Financial Highlights (Standalone)

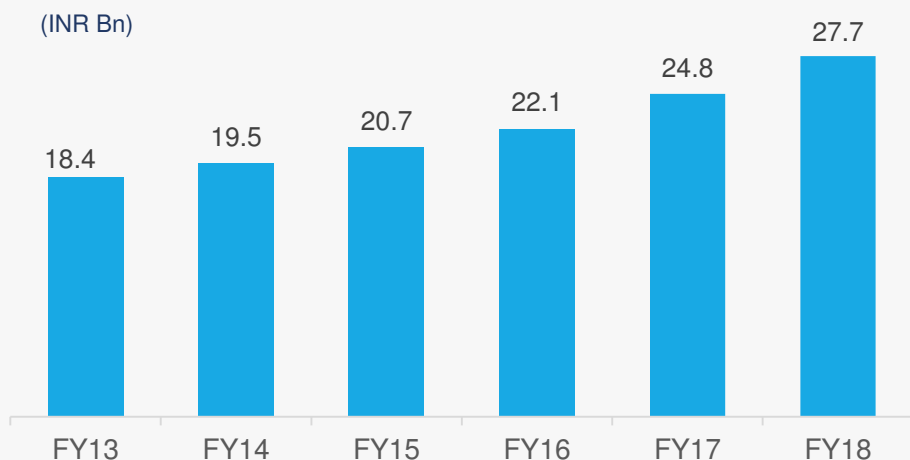
Revenue & EBITDA* Margin



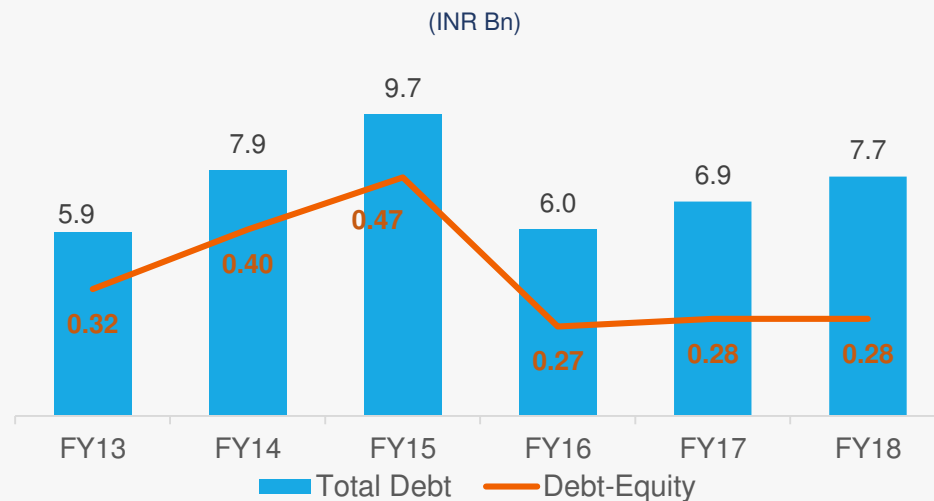
PAT & PAT Margin



Net worth



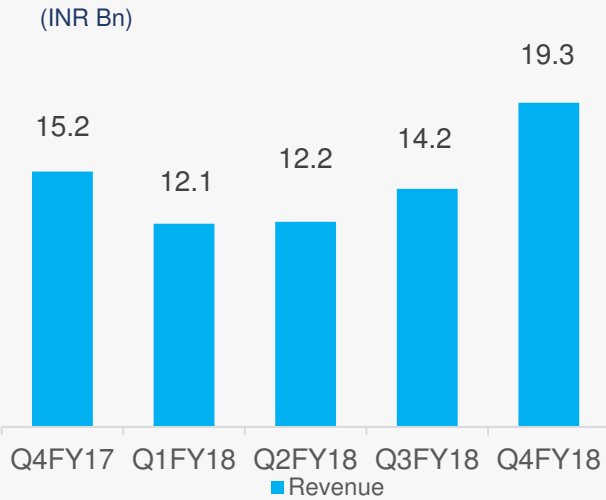
Gross Debt+ & D/E Ratio



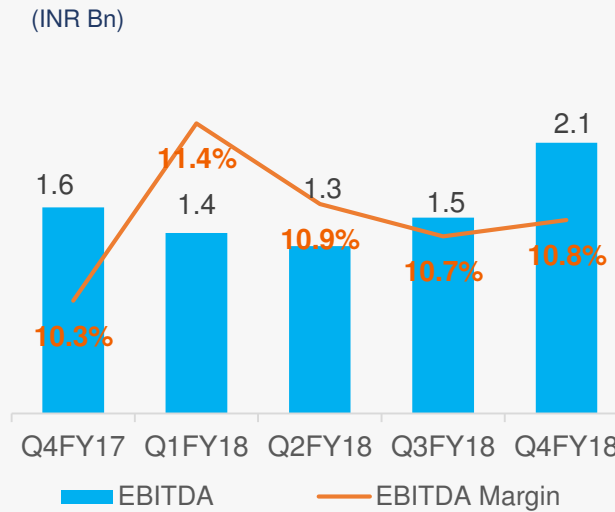
* Core EBITDA Margin + Total Gross Debt (including maturities)

Financial Highlights (Standalone) – Recent Quarters

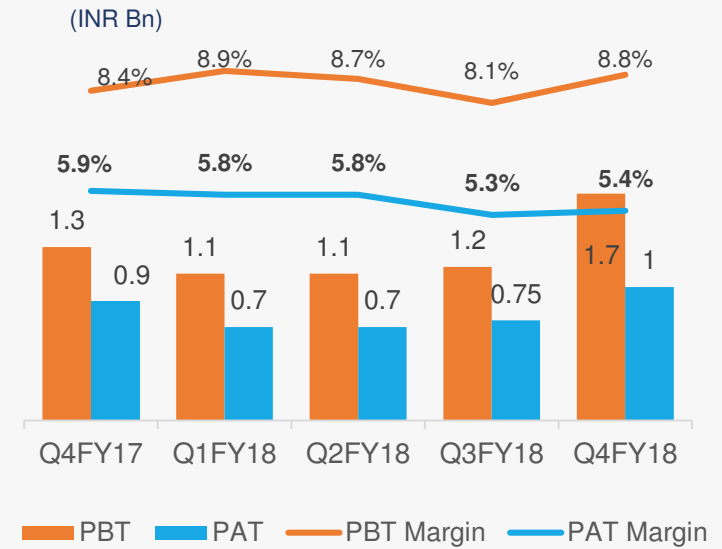
Revenue



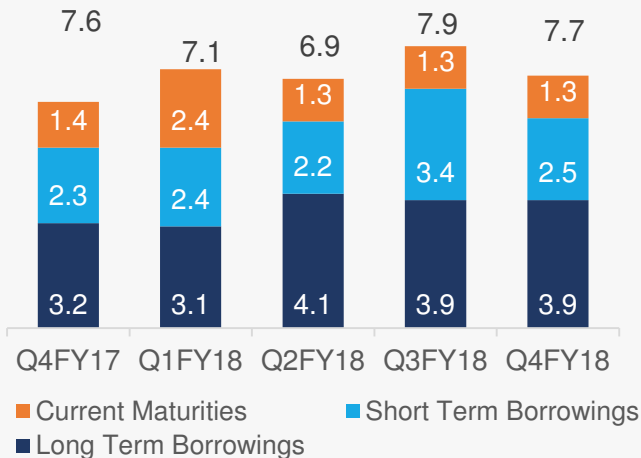
EBITDA* & EBITDA Margin



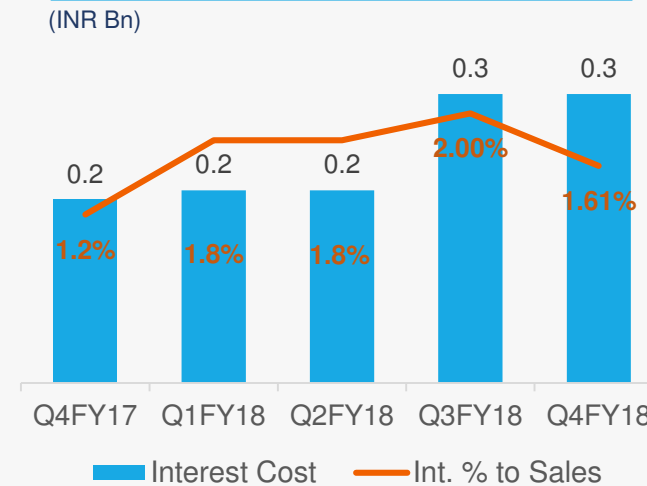
PBT, PAT & Margins



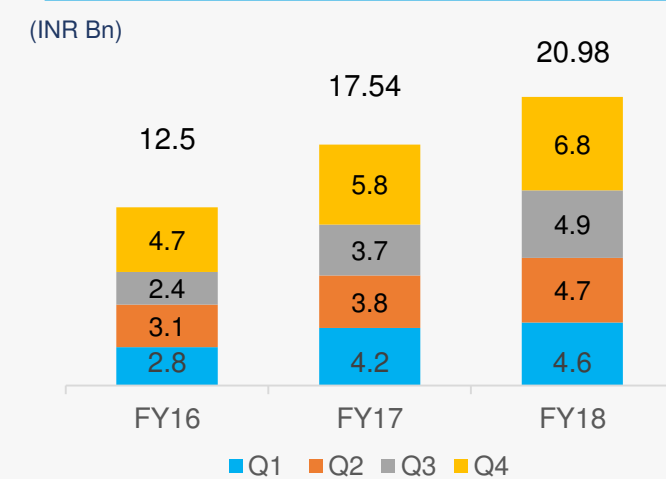
Total Gross Debt



Interest Cost



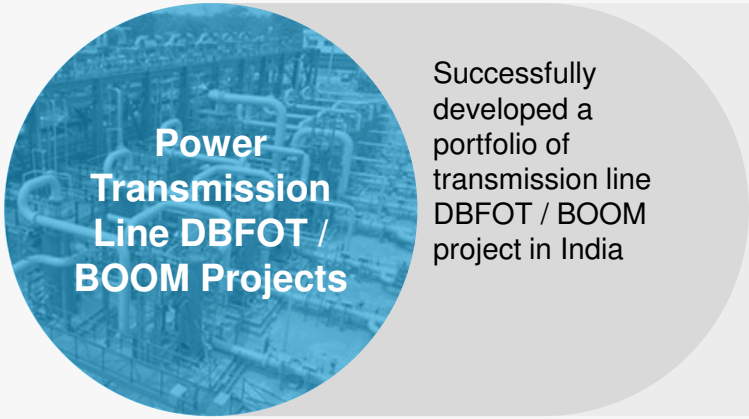
EPS#



* Core EBITDA

Interim EPS

ASSET CREATION



Power Transmission Line DBFOT / BOOM Projects

Successfully developed a portfolio of transmission line DBFOT / BOOM project in India

Milestones

- 2009** Won first transmission line DBFOT project in Haryana
- 2015** Executed second transmission line DBFOT project in MP
- 2012** Commissioned first transmission DBFOT project
- 2016** Won third transmission line BOOM project
- 2013** Received early Completion of Transmission Award for the year 2012 by Ministry of Power.
- 2017** Won fourth transmission line BOOM project

DBFOT/BOOM Projects

Projects	Jhajjar KT Transco Pvt. Ltd.	Kalpataru Satpura Transco Pvt. Ltd.	Alipurduar Transmission Ltd.	Kohima-Mariani Transmission Ltd.
Model	Annuity based	Annuity based	Annuity based	Annuity based
Project Scope	400 kv/220 kv transmission line of 100kms in Haryana	400 kv Satpura–Ashta DCDS transmission line of 240 kms in MP	Transmission system for transfer of power from new hydro electric power projects in Bhutan on BOOM basis	Transmission system for North Eastern Region Strengthening Scheme (NERSS VI) on BOOM basis
SPV ownership	Kalpataru Power - 51% & Techno electric - 49%	Kalpataru Power - 100%	Kalpataru Power - 100%	Kalpataru Power - 74% & Techno electric - 26%
Project Cost	INR 4.5 Bn	INR 3.4 Bn	INR 10.8 Bn	INR 12.8 Bn
Concession Period	25 yrs.+ 10 yrs. extendable	25 yrs.+ 10 yrs. extendable	35 Yrs.	35 Yrs.
Current Status	Generating revenue of INR 540 Mn / Year	Generating revenue of INR 380 Mn / Year	Under Development, Achieved financial closure	Under Development, Achieved financial closure
Completion date	Commenced operation in March 2012	Commenced operation in April 2015	FY19	Early FY21

ASSET CREATION



Biomass Plants

- Operating 2 biomass based power generation plants of around 16 MW in Rajasthan
- PPA's with state electricity boards
- Both plants earn Certified Emission Reductions (CER's) on usage of agriculture residues



Logistics infrastructure to collect ~200,000 MTs of waste

Gold Standard Certification*

Particulars	Plant 1	Plant 2
Location	Padampur in Ganganagar District, Rajasthan.	Uniara in Tonk District, Rajasthan.
Plant Consumption	Agricultural waste and crop residues (biomass) as inputs.	
Capacity	7.8 MW	8 MW
Registrations & Certifications	<ul style="list-style-type: none"> - UNFCCC in 2003 - Benefited from CERs (Certified Emission Reduction) in 10 years. - Achieved Gold Standard Certification in 2012. 	Achieved Gold Standard Certification in 2009.



*Gold Standard is the only premium quality standard for carbon emission reduction projects with added sustainable development benefits and guaranteed environmental integrity.

Major Operating Subsidiaries



JMC Projects (India) Ltd.

JMC Projects (India) Limited
 a Kalpataru Group Enterprise

JMC Projects (India) Limited is a full-scale infrastructure EPC player in all verticals viz. Buildings & factory, Roads & Flyovers, Water & Railways, Industrial and Power BOP

Experience of
 over **30 Years**

Turnover
INR 27.8 Bn
 (FY18)

Market Cap.
INR 18.4 Bn
 (31st Mar.2018)

Employees
~3,300

Key Projects



Power Grid Corpn.,
 Gurgaon



Indian Institute of
 Management, Ahmedabad



Cadila Healthcare,
 Ahmedabad



Infosys Technologies,
 Bangalore



Elevated Metro Stations,
 DMRC, Delhi



“Thyagaraj Sports Complex”
 Commonwealth Games 2010, New
 Delhi

Turnkey Service Provider



Civil



Firefighting



Mechanical



High-voltage
 Air-conditioning
 (HVAC)



Electrical



Landscaping

Strong Clientele

Factories




Buildings



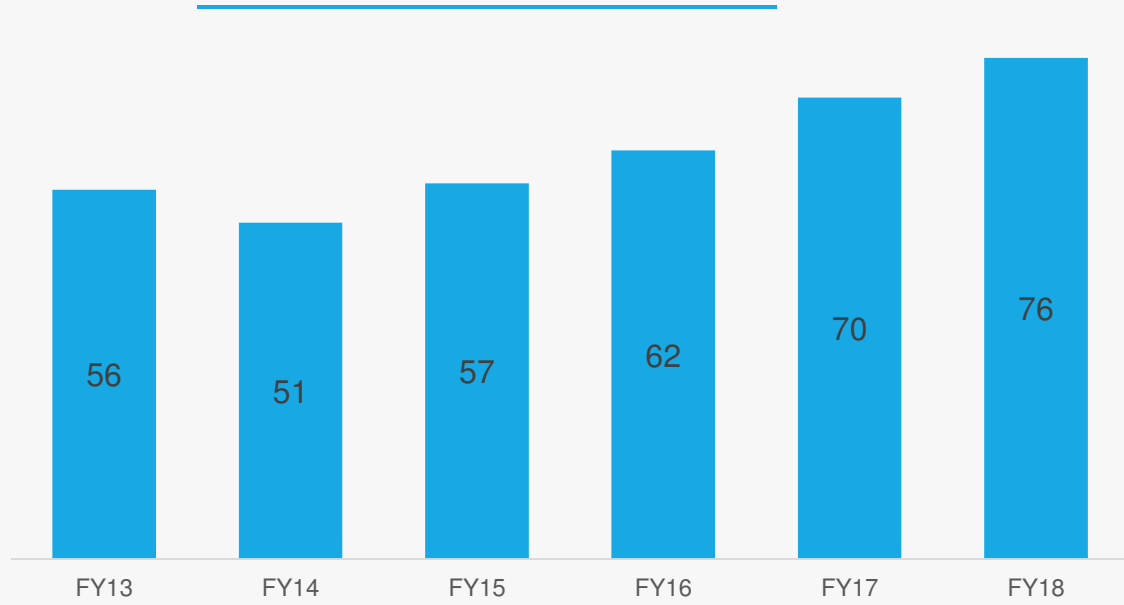
Power BOP



Infrastructure (Roads, Metro, Water)



Historical order book (in INR Bn)

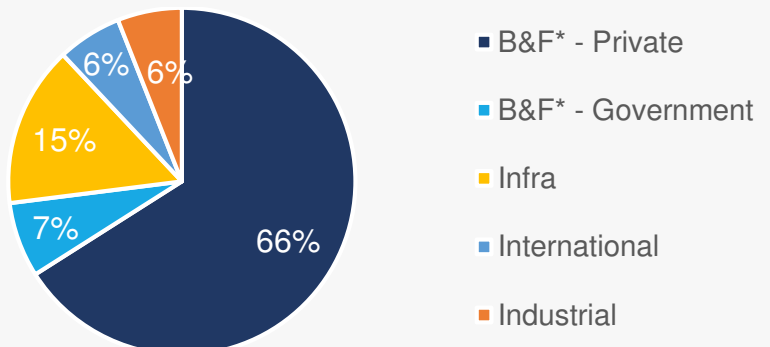


Milestone

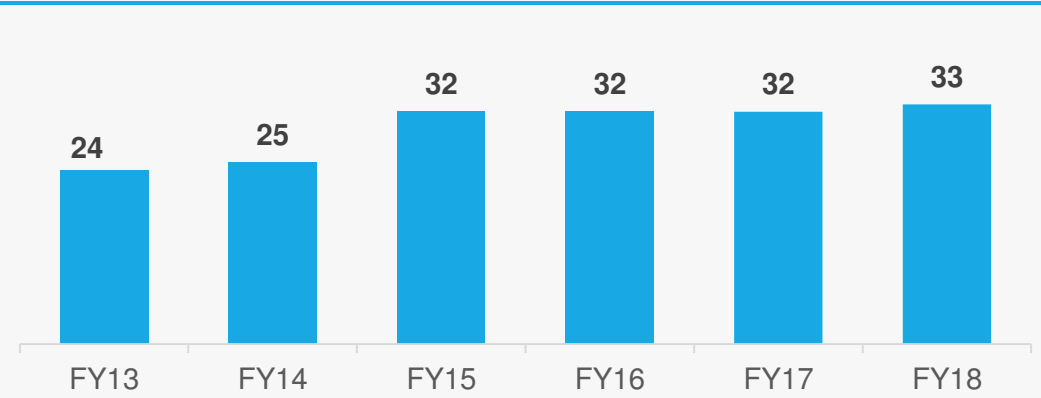
- 1986 Incorporated
- 1994 IPO
- 2005 KPTL acquired controlling stake
- 2007-08 Entered in Power & Infra EPC Business
- 2009 Turnover crossed INR 10 Bn
- 2010 Won first road BOOT projects
- 2013 Won first international road EPC contract
- 2014-15 All 4 road BOOT projects get operational
- 2016-18 First International Water EPC contract; Implemented SAP S4HANA

Order Book – INR 76 Bn (in%)

(As on 31st March 2018)



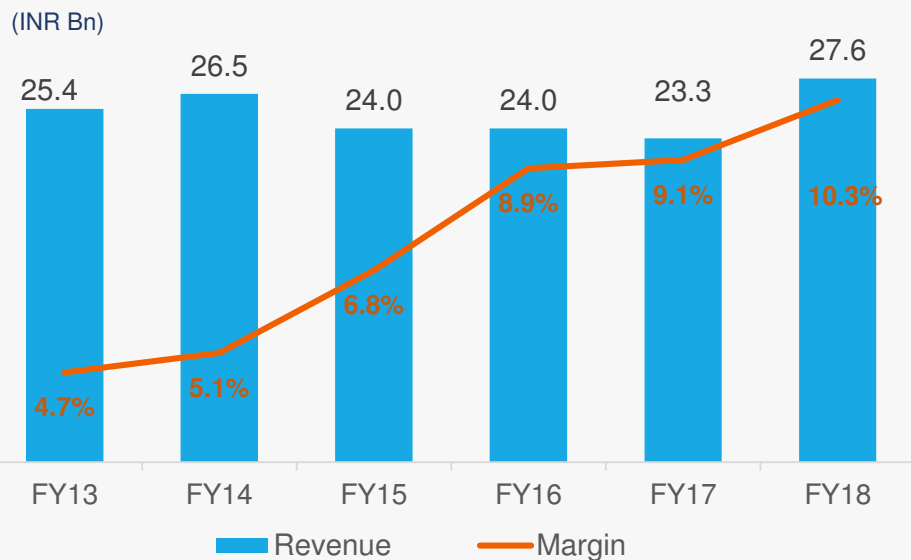
Order Inflow (in INR Bn)



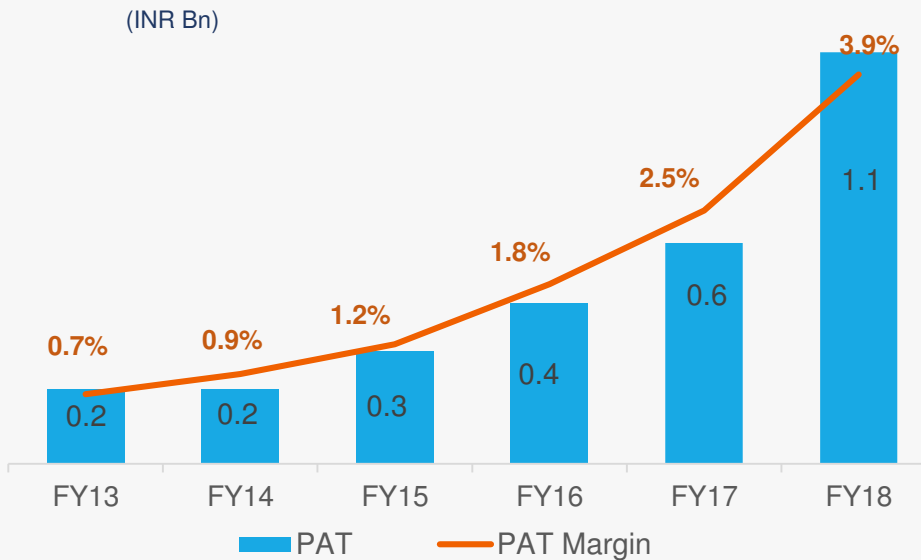
*Buildings & Factories

JMC - Financial Highlights (Standalone)

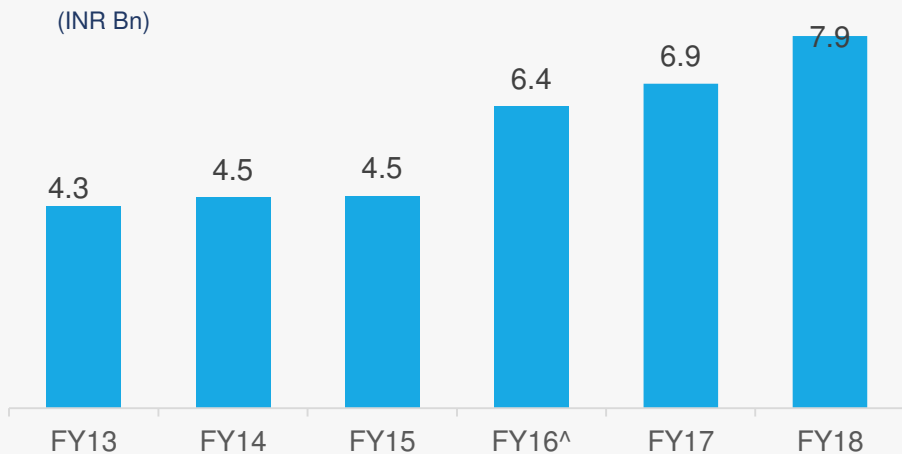
Revenue & EBITDA Margin*



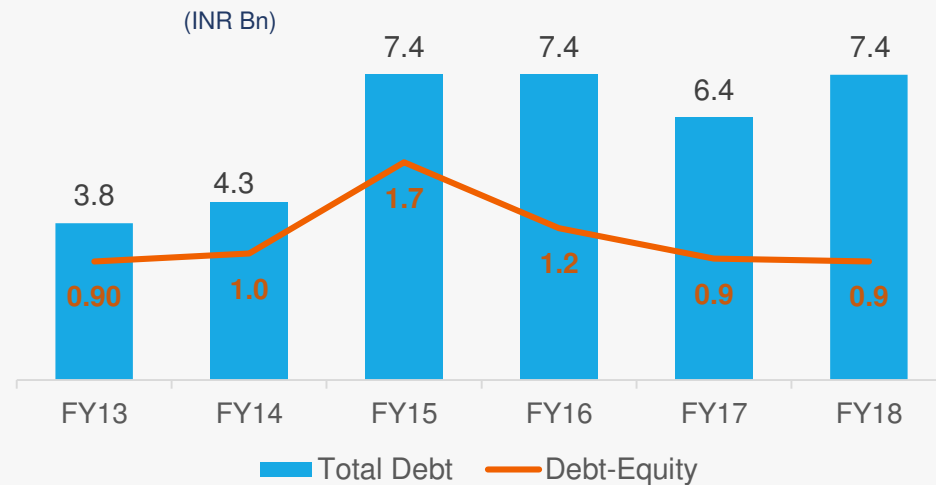
PAT & PAT Margin



Net worth



Gross Debt+ & D/E Ratio

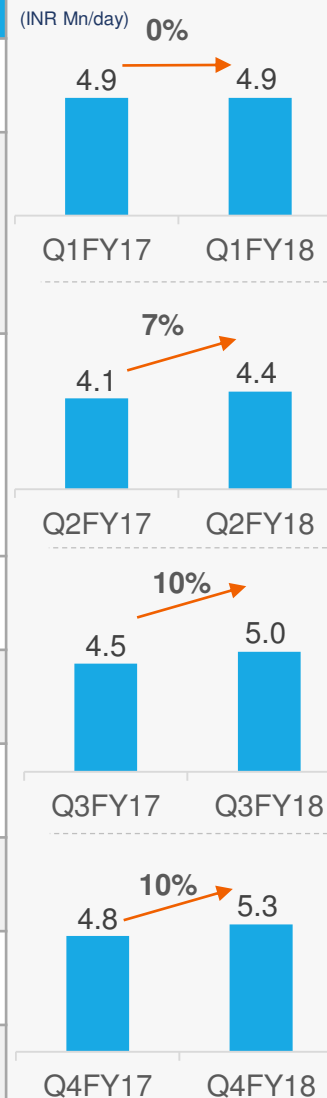


* Core EBITDA Margin + Total Debt (including maturities)

[^] Right issue of INR1.5Bn in Jan.2016

JMC Projects - Road BOOT Projects

Avg. Daily Revenue of all BOOT Projects (our share)

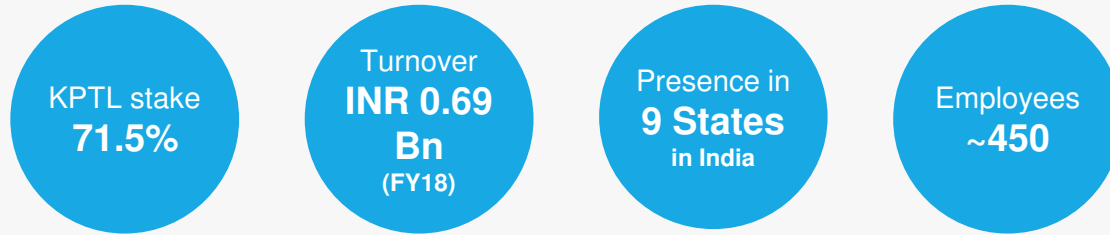


Projects	Kurukshetra Expressway Pvt Ltd.		Brij Bhoomi Expressway Pvt Ltd.		Wainganga Expressway Pvt Ltd.		Vindhyachal Expressway Pvt Ltd.	
Model	Toll Based		Toll Based		Toll Based		Toll Based	
Project Scope	Four laning of 83 kms on NH 71 in Haryana under NHDP Phase III between Rohtal to Bawal		2 laning of 79 kms of Agra – Aligarh section on NH 93		4 laning of 45 kms Nagpur – Wainganga section on NH 6, connecting Kolkata & Surat		Four laning of 89 kms on NH 7 from Rewa bypass to hanumana border (MP/UP border)	
SPV ownership	JMC and its Associates	51%	JMC	100%	JMC	100%	JMC	100%
	SREI Infrastructure	49%						
Initial Project Cost	INR 9.9 Bn		INR 2.5 Bn		INR 4.3 Bn		INR 7.0 Bn	
Debt	INR 7.9 Bn		INR 1.6 Bn		INR 3.3 Bn		INR 5.2 Bn	
Grant	-		INR 0.5 Bn		-		-	
Initial Equity	INR 2.0 Bn		INR 0.4 Bn		INR 1.0 Bn		INR 1.7 Bn	
Premium Payment	INR 0.12 Bn. p.a.		-		INR 0.3 Bn. p.a.		INR 0.04 Bn. p.a.	
Concession Period	28 Years		15 Years		18 Years		27 Years	

Major Operating Subsidiaries



Shree Shubham Logistics Ltd



- Post-harvest value chain for agri-commodities with services that include warehousing, procurement, primary processing, trading, collateral management, funding facilitation, funding, testing & certification, and pest management
- Warehouses across the states of Rajasthan, Gujarat, Madhya Pradesh, Hayana, UP, Bihar, West Bengal, Delhi and Maharashtra
- SSL has been approved as an assayer and a warehouse service provider to market trade participants

Timeline

2007	Incorporated
2009	Accreditation with NCDEX as warehouse service provider
2010	Entered into MOU with RSWC for management of their warehouse
2013	PE Investments
2018	Spread presence to 9 States

Offering One-stop solutions across value chain





Power T & D

Domestic

Opportunity worth **INR 2.6Tn** over FY17-22

International

Overall capex of **USD 1.1 Tn** over FY16-25

Substations

Opportunities worth **INR1.2Tn** over FY17-22



Railway Infrastructure

Overall

Estimated spending of **INR 8.5Tn** over next 5 yrs

Electrification

Expect **4,000 kms to 5000 kms** of line electrification annually

Broad Gauge Lines

7000 kms of broad gauge lines



Construction

Roads

Over **INR 5.0Tn** of investment in next 5 years (MoRTH)

Smart Cities

Opportunity worth **INR 1 Tn** for building 100 Smart cities over FY17-22

Factories

25-30% of the opportunity coming to **Indian manufacturers**

Metro

Over **INR 25Bn** of orders in pipeline for FY17-18

Key Management



Mofatraj P. Munot | Executive Chairman

Founder, Promoter and Chairman of Kalpataru Group with overall 50 years of experience in the field of Real Estate and Property development, Civil Contracting & various industries



Parag Munot | Promoter Director

Director of the Company since 1991. An M.B.A. from the Carnegie Mellon University, he provides strategic support and drives new business initiatives at Group level. He has around 20 years of experience in Real Estate and Property Development



Manish Mohnot | Managing Director & CEO

CA, ICWA & advanced management program from Harvard University, USA. He is having experience of two decades in areas related to power, oil and gas, infrastructure and other sectors related to Infrastructure.



Sanjay Dalmia - Director (International Business)



Rajeev Dalela – President (T&D- India & SAARC)



Anil Kumar – Deputy President (Railways)



Saurabh Gupta – Sr. Vice President & Head (Long Term Assets)



Kamal Jain – Director (Finance) & CFO



Gyan Prakash - President & CEO (Infra Projects)



M A Baraiya- President (HR & Admin)

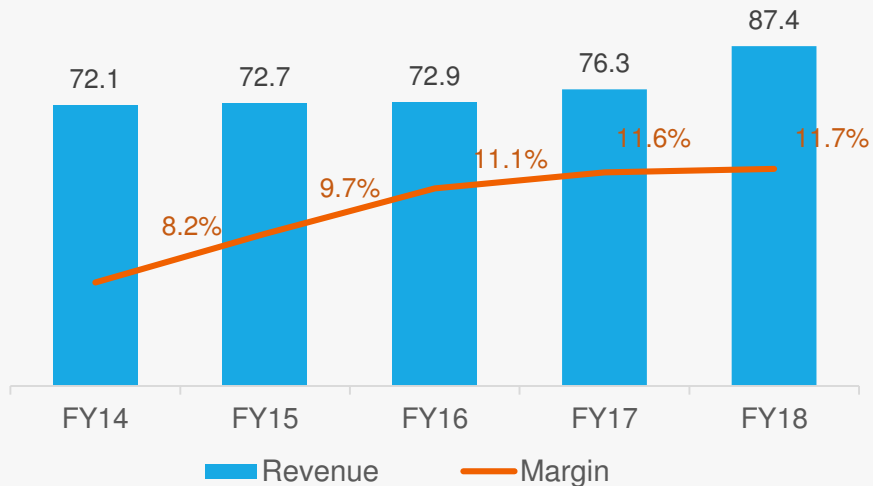


D S Gandhi – Deputy President (Manufacturing)

Financial Highlights (Consolidated)

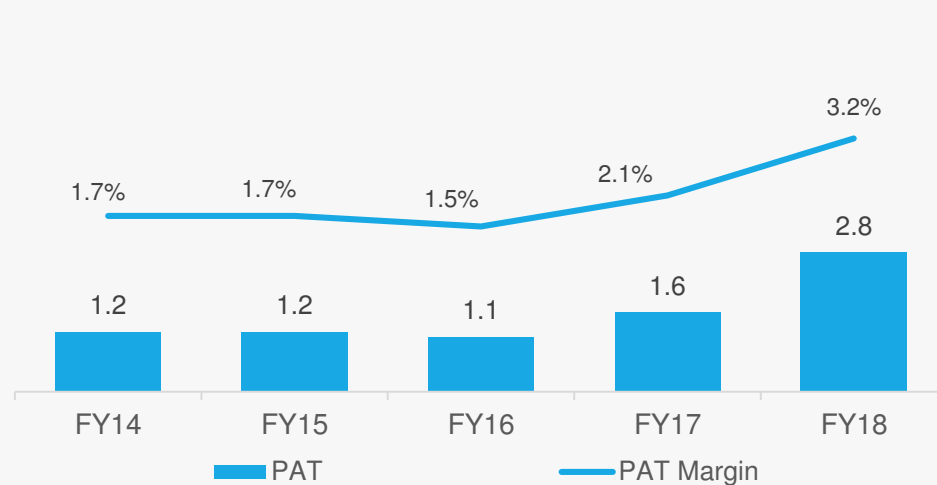
Revenue & EBITDA Margin*

(INR Bn)

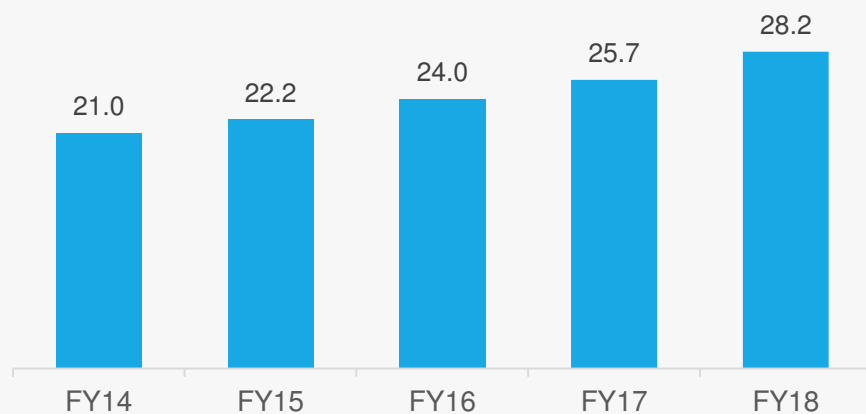


PAT & Margins

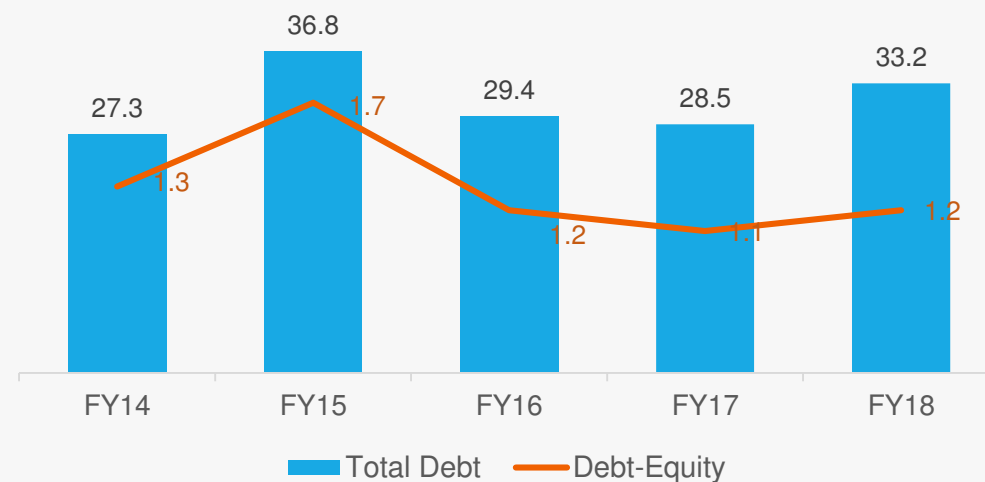
(INR Bn)



Net worth

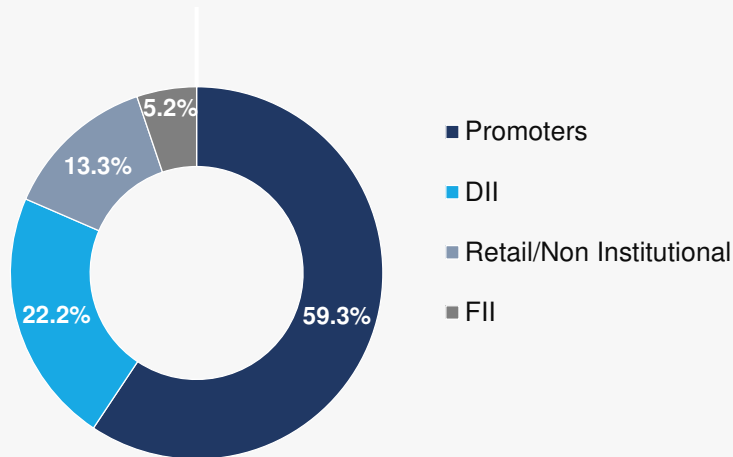


Gross Debt+ & D/E Ratio



* Core EBITDA Margin + Total Debt (including maturities)

Shareholding Pattern (as on 31st Mar 2018)



Top Institutional Holders (As on 31st Mar 2018)

	% holding
HDFC Trustee Co. Ltd.	7.93%
ICICI Prudential Life Insurance Co. Ltd.	2.58%
Reliance Capital Trustee Co. Ltd.	2.51%
DSP Blackrock Small Cap Fund	2.25%
HSBC Global Investment funds – Indian equity	1.63%
Sundaram Mutual Fund	1.52%
IDFC Sterling Equity Fund	1.11%

Stock Data - BSE (as on 31th Mar 2018)

Stock Price	INR 481.45
52 Week High/Low	535.95 / 322.60
Market Capitalization	INR 74 Bn
Shares Outstanding	153 Mn
Free Float	INR 30 Bn / 40.7%

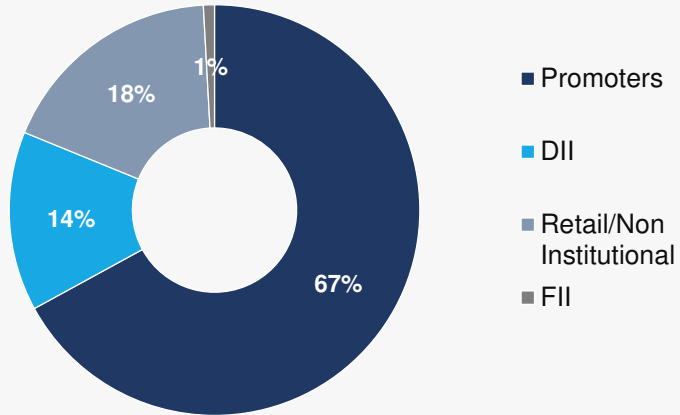
Credit Rating

Current



AA

Shareholding Pattern (as on 31st Mar 2018)



Top Institutional Holders (As on 31st Mar 2018)

	% holding
HDFC Trustee Co. Ltd.	8.99%
Kotak Mutual Fund	2.90%
SBI Infrastructure Fund	1.44%
Others	1.70%
Total Institutional Holding	15.03%

Stock Data - BSE (as on 31th Mar 2018)

Stock Price	INR 547.4
52 Week High/Low	664.45 / 263.00
Market Capitalization	INR 18.4 Bn
Shares Outstanding	33.6 Mn
Free Float	INR 6.0 Bn / 32.8%

Credit Rating

Current



A+

Healthcare



Dental Checkup



X-Ray machine setup for checkup



Kalpa Seva Arogya Kendra

100+ patients visit Seva Kendra on daily basis

30,000+ new cases have been registered till date

Started Kalpa Seva Arogya Kendra at Lotus House Mumbai

Community Development



Reading and writing facilities to benefit teachers



Modern Library & Study Centre



Providing quality education facilities

1,010 students & 65 teachers benefitted through Modern Library and Study Centre

Supported 734 schools in the vicinity of Gandhinagar, Gujarat

Running In-house Training Centre over 10 years with state-of art infrastructure



Spread over 120,000 sqft area



Training halls for 300 students



Additional discussion rooms



Well-resourced library



Hi-tech Computer Centre



Boarding for 100 students

Tie-ups with esteemed education institutes like **NIRMA & AES*** to groom **managerial skills**

Imparted training to **around 5,000** man-days

Conducted **over 500** training programs

* Ahmedabad Education Society

Employee Initiatives

GYANODAYA

Inculcates behavioural & technical competencies for fostering better personal performance, growth & operational excellence

Kalpa-Saathi

A 'Saathi' is assigned to new joiners for acquaintance with the organizations Culture, Systems and Processes

Coffee with HOD

Employees get to know each other over a cup of coffee in a relaxed canvas

Maan Ki Baat

Platform for expressing concerns/ suggestions & ideas from new entrants and providing proper guidance where necessary

Career Progression Review

An assessment and future road of employees' career growth within the organisation

Speak-Out Communication Meeting

An opportunity to understand organizations progress & institute employees about the way forward set by management.

SWAGAT

A 2 days Employee Orientation Programme for all new entrants

"Kalpa – Gaurav"

Rewards & recognition for outstanding contribution & promote and encourage hard work/ pride/ trust/ innovation & improvement amongst employees



Awards

2017-18

- 100 Top HR Minds & Best Organization Development Program from World HRD Congress
- D&B Infra Award 2017 for Power Sector
- National Safety Council Award 2017
- Performance Award by Govt. of Karnataka – “Power Awards 2017”
- Frost & Sullivan –Manufacturing Excellence Award – Silver Certificate
- Award for Export Excellence from EEPCC India, Western Region for Star Performer Project Exports – Large Enterprise in November 2017

2016-17

- Runner-up for overall performance from PGCIL
- Appreciation from PGCIL as Runner-Up in Best Performance (Maximum Capitalisation)
- Best Performance Award for early completion of the 765 kV Wardha-Nizamabad Transmission line PGCIL
- Certificates of appreciation for efforts in Safety, Environment and Community service in Botswana

2015-16

- Winner of Best Transmission Line EPC Player In India For 2015-16 by PGCIL
- Runner Up In Maximum Volume Of Work In 2015-16 on Project by PGCIL
- Winner of Best Safety Norms On PGCIL Projects For 2015-16

2011-14

- Start Trading House Status Confirmed By Ministry Of Commerce And Industries For The Year 2010-14

2006-10

- Certificate Of Excellence 2009-10 From Container Corporation Of India Ltd. For Largest Volume Of Exports
- The Best Emerging Value Creator (Mid Size Companies) Runner Up For Outlook money- NDTV Profit Awards 2007
- JMC Ranked As The Best Wealth Creator Among The Construction Companies By Construction World In November, 2007 Issue
- Gujarat State Safety Award – 2008
- Rated As Fastest Growing Mid-Cap Company Of India Mumbai By Business Today, April 2007
- Exporter Excellence & Emerging Exporter Award From Dun And Bradstreet , June 2008
- Listed As India's Most Investor Friendly Companies In Business Today, August 2007

2001-2005

- Shri Kamal Jain, CFO & President Signed An MOU For Investment In New Fabrication Plant At Gandhinagar And Pipeline Equipments During Vibrant Gujarat - Global Investors Summit In Presence of Hon. CM Shri Narendra Modi On Jan 2005
- Awarded With All India Trophy For Highest Exporter To Difficult / New Markets, Non SSI -2001-02
- Certified With Export Excellence For Achieving Highest Export In 2002-03 Among Non SSI Units, Awards Were Presented By Hon. Minister For Industry & Commerce Shri Kamal Nath At Kolkata On Jan 2005

1995-00

- Shri Mofatraj. P. Munot, Director Awarded With Certificate of Merit From Hon. Prime Minister Of India Shri Atal Behari Vajpayee On May 8th 2000
- Excellence Award For Second Highest Number of Containers ICD - Sabarmati Gujarat Exported In Western India By CONCOR For 1998-99 And 1999-2000
- Winner of Awards For Export Performance From Engineering Export Promotion Council (EEPC) In 1995-96 , 1997-98, 1998-99, 1999-2000
- Trading House Status By Ministry of Commerce,
- First Indian Power Transmission Company To Receive ISO 9001 Certificate

Asia / India



Middle East



South East Asia



North America



Africa



And Many More....



Thank You

Contact

Registered: Plot No. 101, Part-III, GIDC Estate, Sector -28, Gandhinagar-382028, Gujarat, India.

Phone: 079 – 23214000

Fax: 079 – 23211966

Email: mktg@kalpatarupower.com

Corporate Office: 101, Kalpataru Synergy, Opp. Grand Hyatt, Vakola, Santacruz (E), Mumbai 400055. India

Phone: +91 22 30645000 (Board)

Email: investors@kalpatarupower.com