



SASKEN

BSE Limited
Dept. of Corporate Services - CRD
Pheeroze Jeejeebhoy Towers, Dalal Street,
Mumbai - 400 001

July 18, 2018

National Stock Exchange of India Limited
Exchange Plaza, C-1, Block-G,
Bandra Kurla Complex, Bandra (East)
Mumbai - 400 051

By web upload

Dear Sirs,

Sub: Outcome of the Board Meeting held today from 11.00 a.m. to 3.15 p.m.

Ref: Scrip Code 532663 / SASKEN

Financials

We are enclosing herewith the audited financial results (both consolidated and standalone) of the Company for the quarter ended June 30, 2018 as taken on record at the Board Meeting held today.

Please also find enclosed a copy of each of the following documents:

- Auditor's Report on (a) standalone and (b) consolidated financial results as per Regulation 33 of the SEBI (Listing Obligation and Disclosure Requirements) Regulations, 2015 ('SEBI Listing Regulations')
- Media release being issued on this occasion.
- Communication to Analysts on Sasken's Business Performance.

As provided under Regulation 47(1) (b) of SEBI Listing Regulations, we will be publishing the extract of the audited consolidated financial results in the newspapers. The full format of the quarterly Financial Results will be made available on the Company's website (www.sasken.com). We will be uploading the Financial Results on the Stock Exchanges website: BSE Limited (www.bseindia.com) and National Stock Exchange of India Limited (www.nseindia.com).

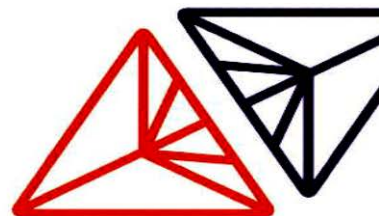
Kindly take the same on record and disseminate this information to the public.

Thanking you,

Yours faithfully,
For Sasken Technologies Limited

S. Prasad
Associate Vice President & Company Secretary

Encl.: as above



AUDITED CONSOLIDATED FINANCIAL RESULTS FOR THE QUARTER ENDED JUNE 30, 2018

(Rs. In Lakhs)

Sl. No.	Particulars	Quarter ended			Year ended
		June 30, 2018	March 31, 2018	June 30, 2017	March 31, 2018
I	Revenue from operations	13,427.16	12,873.68	11,757.98	50,302.47
II	Other income	1,763.64	977.83	943.00	3,642.59
III	Total income (I+II)	15,190.80	13,851.51	12,700.98	53,945.06
IV	EXPENSES				
	Employee benefits expense	9,068.66	8,626.91	8,402.47	35,053.69
	Depreciation and amortization expense	157.16	153.17	150.53	622.25
	Other expenses	2,286.88	2,094.89	2,073.64	8,303.42
	Total expenses (IV)	11,512.70	10,874.97	10,626.64	43,979.36
V	Profit before exceptional items and tax (III- IV)	3,678.10	2,976.54	2,074.34	9,965.70
VI	Exceptional items	-	-	-	-
VII	Profit before tax (V+VI)	3,678.10	2,976.54	2,074.34	9,965.70
VIII	Tax expense:	877.89	378.22	344.49	1,723.39
	(1) Current tax	978.03	311.98	412.64	1,744.22
	(2) Deferred tax	(100.14)	66.24	(68.15)	(20.83)
IX	Profit after tax (VII-VIII)	2,800.21	2,598.32	1,729.85	8,242.31
X	Other comprehensive income	(56.59)	93.01	(186.25)	(466.22)
	A (i) Items that will not be reclassified to profit or loss- remeasurement gain/(loss) on defined benefit plans	117.82	38.00	25.35	14.32
	(ii) Income tax relating to items that will not be reclassified to profit or loss	(41.17)	(13.05)	(8.77)	(4.85)
	B (i) Items that will be reclassified to profit or loss- net change in fair value of forward contracts designated as cash flows hedges	(273.55)	(177.82)	(431.65)	(1,231.50)
	Exchange differences in translating financial statements of foreign operations	44.39	172.03	82.28	331.29
	(ii) Income tax relating to items that will be reclassified to profit or loss	95.92	73.85	146.54	424.52
XI	Total comprehensive income (IX+X) (comprising profit and other comprehensive income)	2,743.62	2,691.33	1,543.60	7,776.09
XII	Paid up equity share capital (face value: Rs 10 per share)	1,711.01	1,711.01	1,711.01	1,711.01
XIII	Other equity				60,391.12
XIV	Earnings per equity share				
	(1) Basic	16.37	15.19	10.11	48.17
	(2) Diluted	16.37	15.19	10.11	48.17



NOTES:

1. These quarterly consolidated financial results, prepared in accordance with Indian Accounting Standards ('Ind AS') for the quarter ended June 30, 2018 have been approved by the Board of Directors of the Company at its meeting held on July 18, 2018. The statutory auditors have expressed an unqualified opinion on these quarterly consolidated financial results.

Figures of the preceding 3 months ended March 31, 2018 are the balancing figures between audited figures in respect of the full previous financial year and the published year to date figures up to the third quarter of the previous financial year.

2. **Segment Reporting**

The Chairman and Managing Director of the Company has been identified as the Chief Operating Decision Maker (CODM) as defined by Ind AS 108, "Operating Segments". The Company operates in one segment only i.e. "Software Services". The CODM evaluates performance of the Company based on revenue and operating income from "Software Services". Accordingly, segment information has not been separately disclosed.

3. During the quarter, the Company received demand from Bangalore Municipality (Bruhat Bengaluru Mahanagara Palike) for the payment of additional property tax for earlier years. The Company intends to contest this demand, as in its view the demand is not tenable in law.

4. Effective April 1, 2018, the Company has adopted Ind AS 115, "Revenue from Contracts with Customers" using the cumulative effect method. The standard is applied retrospectively only to contracts that are not completed as at the date of initial application and the comparative information is not restated in the condensed interim statement of profit and loss. The adoption of the standard did not have any material impact on the condensed consolidated interim Ind AS financial statements of the Company.



For Sasken Technologies Ltd.
(formerly Sasken Communication Technologies Limited)

Rajiv C Mody
Chairman and Managing Director
DIN: 0092037

Place: Bengaluru
Date: July 18, 2018



B S R & Associates LLP

Chartered Accountants

Maruthi Info-Tech Centre
11-12/1, B Block, 2nd Floor
Inner Ring Road, Koramangala
Bangalore 560 071 India

Telephone +91 80 7134 7000
Fax +91 80 7134 7999

Auditor's Report on Quarterly Consolidated Financial Results of Sasken Technologies Limited pursuant to Regulation 33 of the SEBI (Listing Obligations and Disclosure Requirements) Regulations, 2015

To

The Board of Directors of Sasken Technologies Limited

We have audited the quarterly consolidated financial results of Sasken Technologies Limited ('the Company') and its subsidiaries (collectively referred to as 'the Group') for the quarter ended 30 June 2018 ('quarterly consolidated financial results'), attached herewith, being submitted by the Company pursuant to the requirement of Regulation 33 of the SEBI (Listing Obligations and Disclosure Requirements) Regulations, 2015 ('Listing Regulations'). Attention is drawn to the fact that the figures for the 3 months ended 31 March 2018 as reported in these financial results are the balancing figures between audited figures in respect of the full previous financial year and the published year to date figures up to the third quarter of the previous financial year.

These quarterly consolidated financial results have been prepared on the basis of the condensed consolidated interim Ind AS financial statements, which are the responsibility of the Company's management. Our responsibility is to express an opinion on these financial results based on our audit of such condensed consolidated interim Ind AS financial statements, which have been prepared in accordance with the recognition and measurement principles laid down in Indian Accounting Standard ('Ind AS') for Interim Financial Reporting (Ind AS 34), prescribed under Section 133 of the Companies Act, 2013 and other accounting principles generally accepted in India and in compliance with Regulation 33 of the Listing Regulations.

We conducted our audit in accordance with the auditing standards generally accepted in India. Those standards require that we plan and perform the audit to obtain reasonable assurance about whether the financial results are free of material misstatement. An audit includes examining, on a test basis, evidence supporting the amounts disclosed as financial results. An audit also includes assessing the accounting principles used and significant estimates made by management. We believe that our audit provides a reasonable basis for our opinion.

Auditor's Report on Quarterly Consolidated Financial Results of Sasken Technologies Limited pursuant to the Regulation 33 of the SEBI (Listing Obligations and Disclosure Requirements) Regulations, 2015 (continued)

Based on our audit conducted as above, in our opinion and to the best of our information and according to the explanations given to us, these quarterly consolidated financial results:

- (i) include the quarterly financial results of the following entities:
 - (a) Sasken Technologies Limited;
 - (b) Sasken Communication Technologies (Shanghai) Co. Ltd. ('Sasken China');
 - (c) Sasken Communication Technologies Mexico S.A. de C.V ('Sasken Mexico');
 - (d) Sasken Finland Oy. ('Sasken Finland');
 - (e) Sasken Inc. ('Sasken USA'); and
 - (f) Sasken Foundation;
- (ii) are presented in accordance with the requirements of Regulation 33 of the Listing Regulations; and
- (iii) give a true and fair view of the consolidated net profit and other comprehensive income and other financial information of the Group for the quarter ended 30 June 2018.

For **B S R & Associates LLP**
Chartered Accountants
Firm's Registration No.: 116231W/W-100024


Rushank Muthreja
Partner
Membership No.: 211386

Bengaluru
18 July 2018

AUDITED STANDALONE FINANCIAL RESULTS FOR THE QUARTER ENDED JUNE 30, 2018

Amount in Rs lakhs

Sl. No.	Particulars	Quarter ended			Year ended
		June 30, 2018	March 31, 2018	June 30, 2017	March 31, 2018
I	Revenue from operations	10,841.33	10,479.53	9,923.75	42,139.78
II	Other income	2,416.75	990.52	1,248.48	4,862.61
III	Total Income (I+II)	13,258.08	11,470.05	11,172.23	47,002.39
IV	EXPENSES				
	Employee benefits expense	7,588.37	7,214.92	7,271.11	29,978.65
	Depreciation and amortization expense	137.86	134.82	138.85	562.72
	Other expenses	1,557.38	1,629.46	1,824.76	6,911.64
	Total expenses (IV)	9,283.61	8,979.20	9,234.72	37,453.01
V	Profit before exceptional items and tax (III- IV)	3,974.47	2,490.85	1,937.51	9,549.38
VI	Exceptional items	-	-	-	-
VII	Profit before tax (V+VI)	3,974.47	2,490.85	1,937.51	9,549.38
VIII	Tax expense:	927.42	94.95	271.43	1,249.17
	(1) Current tax	908.93	235.27	339.58	1,476.56
	(2) Deferred tax	18.49	(140.32)	(68.15)	(227.39)
IX	Profit after tax (VII-VIII)	3,047.05	2,395.90	1,666.08	8,300.21
X	Other comprehensive income	(100.98)	(79.02)	(268.53)	(797.51)
	A (i) Items that will not be reclassified to profit or loss - remeasurement gain/ (loss) on defined benefit plans	117.82	38.00	25.35	14.32
	(ii) Income tax relating to items that will not be reclassified to profit or loss	(41.17)	(13.05)	(8.77)	(4.85)
	B (i) Items that will be reclassified to profit or loss - Net change in fair value of forward contracts designated to cash flow hedges	(273.55)	(177.82)	(431.65)	(1,231.50)
	(ii) Income tax relating to items that will be reclassified to profit or loss	95.92	73.85	146.54	424.52
XI	Total comprehensive income (IX+X)(comprising profit and other comprehensive income)	2,946.07	2,316.88	1,397.55	7,502.70
XII	Paid up equity share capital (face value: Rs 10 per share)	1,711.01	1,711.01	1,711.01	1,711.01
XIII	Other equity				60,035.80
XIV	Earnings per equity share				
	(1) Basic	17.81	14.00	9.74	48.51
	(2) Diluted	17.81	14.00	9.74	48.51



NOTES:

1. These quarterly standalone financial results, prepared in accordance with Indian Accounting Standards ('Ind AS') for the quarter ended June 30, 2018 have been approved by the Board of Directors of the Company at its meeting held on July 18, 2018. The statutory auditors have expressed an unqualified opinion on these quarterly standalone financial results.

Figures of the preceding 3 months ended March 31, 2018 are the balancing figures between audited figures in respect of the full previous financial year and the published year to date figures up to the third quarter of the previous financial year.

2. **Segment Reporting**

The Chairman and Managing Director of the Company has been identified as the Chief Operating Decision Maker (CODM) as defined by Ind AS 108, "Operating Segments". The Company operates in one segment only i.e. "Software Services". The CODM evaluates performance of the Company based on revenue and operating income from "Software Services". Accordingly, segment information has not been separately disclosed.

3. During the quarter, the Company received demand from Bangalore Municipality (Bruhat Bengaluru Mahanagara Palike) for the payment of additional property tax for earlier years. The Company intends to contest this demand, as in its view the demand is not tenable in law.
4. Effective April 1, 2018, the Company has adopted Ind AS 115, "Revenue from Contracts with Customers" using the cumulative effect method. The standard is applied retrospectively only to contracts that are not completed as at the date of initial application and the comparative information is not restated in the condensed interim statement of profit and loss. The adoption of the standard did not have any material impact on the condensed standalone interim Ind AS financial statements of the Company.



For Sasken Technologies Ltd.
(formerly Sasken Communication Technologies Limited)

Rajiv C Mody
Chairman and Managing Director
DIN: 0092037

Place: Bengaluru
Date: July 18, 2018



B S R & Associates LLP

Chartered Accountants

Maruthi Info-Tech Centre
11-12/1, B Block, 2nd Floor
Inner Ring Road, Koramangala
Bangalore 560 071 India

Telephone +91 80 7134 7000
Fax +91 80 7134 7999

Auditor's Report on Quarterly Standalone Financial Results of Sasken Technologies Limited pursuant to Regulation 33 of the SEBI (Listing Obligations and Disclosure Requirements) Regulations, 2015

To

The Board of Directors of Sasken Technologies Limited

We have audited the quarterly standalone financial results of Sasken Technologies Limited ('the Company') for the quarter ended 30 June 2018 ('quarterly standalone financial results'), attached herewith, being submitted by the Company pursuant to the requirement of Regulation 33 of the SEBI (Listing Obligations and Disclosure Requirements) Regulations, 2015 ('Listing Regulations'). Attention is drawn to the fact that the figures for the 3 months ended 31 March 2018 as reported in these financial results are the balancing figures between audited figures in respect of the full previous financial year and the published year to date figures up to the third quarter of the previous financial year.

These quarterly standalone financial results have been prepared on the basis of the condensed standalone interim Ind AS financial statements, which are the responsibility of the Company's management. Our responsibility is to express an opinion on these quarterly standalone financial results based on our audit of such condensed standalone interim Ind AS financial statements, which have been prepared in accordance with the recognition and measurement principles laid down in Indian Accounting Standard (Ind AS) for Interim Financial Reporting (Ind AS 34), prescribed under Section 133 of the Companies Act, 2013 and other accounting principles generally accepted in India and in compliance with Regulation 33 of the Listing Regulations.

We conducted our audit in accordance with the auditing standards generally accepted in India. Those standards require that we plan and perform the audit to obtain reasonable assurance about whether the financial results are free of material misstatement. An audit includes examining, on a test basis, evidence supporting the amounts disclosed as financial results. An audit also includes assessing the accounting principles used and significant estimates made by management. We believe that our audit provides a reasonable basis for our opinion.

Based on our audit conducted as above, in our opinion and to the best of our information and according to the explanations given to us, these quarterly standalone financial results:

- (i) are presented in accordance with the requirements of Regulation 33 of the Listing Regulations; and
- (ii) give a true and fair view of the standalone net profit and other comprehensive income and other financial information for the quarter ended 30 June 2018.

for B S R & Associates LLP
Chartered Accountants

Firm's Registration No.: 116231W/W-100024



Rushank Muthreja
Partner

Membership No.: 211386

Bengaluru
18 July 2018

	Q1 FY 19	Q4 FY 18	Q3 FY 18	Q2 FY 18	Q1 FY 18	Q4 FY 17	Q3 FY 17	Q2 FY 17	Q1 FY 17	Q4 FY 16	Q3 FY 16	Q2 FY 16
Employee Metrics												
Employees, period end												
Total Employees (Consolidated)	1,812	1,867	1,913	2,018	1,959	1,963	1,976	1,983	2,057	2,118	2,084	1,968
	1,580	1,637	1,685	1,785	1,729	1,728	1,737	1,743	1,821	1,887	1,833	1,714
	232	230	228	233	230	235	239	240	236	231	251	254
Hiring Metrics												
Gross Adds	96	124	130	170	154	131	118	107	124	192	259	199
Net Adds	(55)	(46)	(105)	59	(4)	(13)	(7)	(74)	(61)	34	116	43
Attrition % Annualized (Based on Voluntary attrition only)												
Attrition % Annualized (Based on Voluntary attrition only)	25.2%	22.7%	21.6%	15.7%	21.3%	17.7%	19.2%	24.0%	21.3%	20.6%	20.9%	25.1%
Attrition % LTM (Based on Voluntary attrition only)	21.6%	21.0%	19.5%	16.7%	21.2%	21.0%	22.0%	22.9%	22.2%	20.3%	22.9%	24.4%
Revenue by geography - Consolidated (In %)												
North America	39%	39%	40%	38%	37%	32%	30%	36%	33%	32%	32%	28%
EMEA	23%	25%	23%	25%	28%	34%	35%	30%	31%	30%	28%	33%
India	30%	28%	30%	30%	28%	26%	27%	25%	27%	28%	24%	24%
APAC	8%	8%	7%	7%	7%	8%	8%	9%	9%	10%	16%	15%
Client Concentration (In %)												
Top 5 client contribution to revenues	52.1%	52.5%	43.3%	42.7%	43.5%	44.1%	45.6%	44.7%	46.2%	47.3%	45.7%	49.0%
Top 10 client contribution to revenues	70.4%	72.0%	64.0%	64.5%	64.4%	63.1%	65.7%	65.5%	67.0%	66.2%	63.7%	69.0%
Relationships with Customers (TTM)												
1 < >3 Million dollar customers	10	12	12	10	11	7	6	10	11	12	11	11
3 < >10 Million dollar customers	6	6	6	6	6	6	6	6	5	5	6	6
10 < >20 Million dollar customers	1	1	1	1	1	1	1	1	1	1	1	1
Utilization, Including trainees (In %)*												
Utilization, Including trainees (In %)*	81.4%	80.4%	80.0%	77.2%	79.6%	78.6%	78.7%	79.6%	79.7%	79.2%	83.2%	82.0%
Revenue Split (In ₹ Million)												
Onsite	494	465	467	403	411	401	433	439	492	467	477	478
Offshore	849	823	852	845	765	776	674	738	720	723	778	793
Revenue by Project Type (In ₹ Million)												
Time and Material (including compensation)	785	811	880	874	844	826	809	814	890	969	995	989
Fixed Price	558	476	439	374	332	351	298	363	322	221	260	282



Media Release – FOR IMMEDIATE RELEASE

Bengaluru, July 18, 2018: Sasken Technologies Limited (formerly Sasken Communication Technologies Limited) (BSE: 532663, NSE: SASKEN) today announced its consolidated results as per Ind AS for the quarter ended June 30, 2018.

Rajiv C Mody, Chairman, Managing Director & CEO, Sasken Technologies Limited remarked: Our disciplined approach to execution and a relentless focus on growth is yielding results and we have posted a smart growth quarter on quarter. Our customers value the spectrum of services we offer to help them in various phases of the product development life-cycle. Our Digital Services business is scaling well as we bring a differentiated portfolio of offering to our customers in the transportation and industrial segments. We will do our best to build on this momentum.

Performance Snapshot for the Quarter: Q1 FY 19

- Consolidated Revenues for Q1 FY 19 at ₹ 134.27 Crore
 - Up 4.3 % sequentially over the previous quarter
 - Up 14.2 % YoY from Q1 FY 18
- Consolidated EBIDTA for Q1 FY 19 at ₹ 20.72 Crore
 - Down 3.7 % sequentially over the previous quarter
 - Up 61.6 % YoY from Q1 FY 18
- Consolidated PAT for Q1 FY 19 at ₹ 28.00 Crore
 - Up 7.8 % sequentially over the previous quarter
 - Up 61.9 % YoY from Q1 FY 18
 - PAT Margins for the quarter at 20.9 %

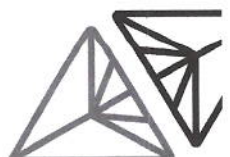
Key Business metrics for the Quarter: Q1 FY 19

- Software services revenues for Q1 FY 19 at ₹ 134.27 Crore
 - Up 4.3 % sequentially over the previous quarter
 - Up 14.2 % YoY from Q1 FY 18
- Consolidated EBIDTA margins were at 15.5 %.
- Revenue contribution from
 - The Top five customers stood at 52.1 % and
 - From Top 10 customers at 70.4 %
- Consolidated EPS was at ₹ 16.37 for the quarter
- Added 4 new customers during the quarter taking the total number of active customers to 107

A fact sheet providing the operating metrics for the company and a presentation for analysts can be downloaded from the investor section of the corporate website www.sasken.com

About Sasken:

Sasken is a specialist in Product Engineering and Digital Transformation providing concept-to-market, chip-to-cognition R&D services to global leaders in Semiconductor, Automotive, Industrials, Smart Devices & Wearables, Enterprise Grade Devices, and SatCom industries. For over 29 years and with multiple patents, Sasken has transformed the businesses of over a 100 Fortune 500 companies, powering over a billion devices through its services and IP. For more details, visit www.sasken.com



Disclaimer on Forward Looking Statements:


Certain statements in this release concerning our future growth prospects are forward-looking statements, which involve a number of risks and uncertainties that could cause actual results to differ materially from those in such forward-looking statements due to risks or uncertainties associated with our expectations with respect to, but not limited to, our ability to successfully implement our strategy and our growth and expansion plans, technological changes, our exposure to market risks, general economic and political conditions in India which have an impact on our business activities or investments, changes in the laws and regulations that apply to the Indian IT services industry, including with respect to tax incentives and export benefits, adverse changes in foreign laws, including those relating to outsourcing and immigration, increasing competition in and the conditions of the Indian and global IT services industry, the prices we are able to obtain for our services, wage levels in India for IT professionals, the loss of significant customers the monetary and interest policies of India, inflation, deflation, unanticipated turbulence in interest rates, foreign exchange rates, equity prices or other rates or prices, the performance of the financial markets in India and globally, changes in domestic and foreign laws, regulations and taxes and changes in competition in the information technology/ telecommunication industries. Additional risks that could affect our future operating results are more fully described in our Red herring filing. The company does not undertake to update any forward-looking statement that may be made from time to time by or on behalf of the Company.

Spokesperson:**Swami Krishnan**

VP Corporate Communication & EE

E: pr@sasken.com

T: +91 9743979264



Chairman's speech

Dear Analyst,

It is my pleasure to highlight the business performance of the Sasken Group for the first quarter of FY 2018 - 19, ending June 30, 2018.

We must point out that certain statements made here or those we make subsequently in response to your queries concerning our future growth prospects are forward-looking statements. Please read the Safe Harbor clause in the second slide of our [presentation](#) for full details.

Let me begin by walking you through our financials for Q1 Fiscal 2019. In Q1 FY 2018-19, the consolidated revenues for the Sasken Group was up over the previous quarter to ₹ 134.27 crores. Consolidated Earnings before Interest, Depreciation, Taxes and Amortization cost for Q1 fiscal '19 were ₹ 20.72 crores, decline of 3.7% sequentially. Consolidated PAT for Q1 fiscal '19 was at ₹ 28.00 crores, up by 7.8% over the previous quarter. PAT margins for Q1 fiscal '19 were 20.9%. Consolidated earnings per share, was ₹ 16.37 for the quarter. Cash and cash equivalents were approximately ₹ 482.8 crores as of June 30, 2018.

People

As a knowledge company our talent pool, which is among the best in the industry, is our core asset and is our key differentiator. In keeping with industry practice, we have completed the compensation review process and are in the process of communicating the same to employees. Sasken Compensation philosophy is based on ensuring external equity, internal parity rewarding performance, and technical proficiency. Additionally, we have made changes to policies across all functions to suit the needs of business better, while taking care to ensure they are employee friendly.

On the people front, the headcount for the Sasken Group stood at 1812 as of June 30, 2018. The attrition currently stands at 25.2 % for trailing twelve months. We continue to take all actions under our control to attract, retain and nurture our talent pool.

Utilization for the quarter averaged 81.4 % and is expected to be at similar levels in the coming quarters.

Customers

We have successfully added 4 new customers during the quarter taking the total number of active customers to 107.

I will provide key highlights of our Business spanning both Product Engineering and Digital Services with a commentary on the segments we serve therein.

Product Engineering Services

The investments we have made in achieving a leadership position to build products based on the Android ecosystem is of immense value to our customers. The continued proliferation of Android



into newer segments owing to its robustness and user-friendliness has resulted in expanding our addressable market. The widespread use of connectivity and data has made devices and systems vulnerable to cyber attacks. Security is paramount in all smart devices and the ability to ensure that devices comply with the latest measures to prevent breaches in security is business critical. Sasken has pioneered the efforts to keep smart devices safe especially on older Android versions by evaluating and applying security patches.

Continuous innovation in the automotive segment, spearheaded by software is enabling infotainment, smarter instrument clusters, and safer driving experiences. Sasken's solutions, addressing Infotainment and ADAS are seeing excellent traction with Tier-1s and OEMs. We are confident that there are growth opportunities for us in the medium to long-term in the automotive segment.

Our engagements with leading Semiconductor companies are primarily in the area of 4G, automotive electronics, and Android. Our business with a leading provider of silicon platforms for smart devices and mobility continues to see an uptick. We are confident that our long-standing partnerships with global leaders in the semiconductor segment will abet our growth.

Digital Services

We continue to build strong momentum in our Digital Services business. From a broader market perspective – we continue to capture the interest of customers and prospects across our verticals of industrial & manufacturing with a focus on smart products and industry 4.0. We are building on the in-roads we have made in providing intelligent mobility solutions for the transportation vertical. We are buoyed by the market traction for our digital offerings and are in the process of building a robust pipeline for our Digital business.

My team and I are grateful for the trust reposed in us and wish to assure you of our commitment to do our best for all stakeholders.



Rajiv C Mody

Chairman, Managing Director, and CEO

Sasken Technologies Limited

(Formerly known as Sasken Communication Technologies Limited)

