

Bhatia Communications & Retail (India) Limited

BHATIA'S[®]
The mobile one stop shop

CIN: L32109GJ2008PLC053336

Regd Off: 132, Dr. Ambedkar Shopping Centre, Ring Road, Surat-395002
Email: info@bhatiamobile.com, Ph: 0261-2349892
Website : www.bhatiamobile.com

Date: 30th July, 2018

To,
BSE Limited,
P.J Towers,
Dalal Street,
Mumbai-400001

Subject: Disclosure of information pursuant to Regulations 30 read with Part A of Schedule III, of SEBI (Listing Obligations and Disclosure Requirements) Regulations, 2015

Dear Sir/Madam,


In compliance with Regulation 30 read with Part A of Schedule III, of SEBI (Listing Obligations and Disclosure Requirements) Regulations, 2015 and company's code of Practices and Procedures for Fair Disclosure of Unpublished Price information. Kindly find enclosed herewith a copy of Financial Results presentation with respect to the H2 & FY2018 Financial results for the year ended 31st March 2018 of the Company.

Kindly take the above information on record and oblige.

Thanking you.

Yours Faithfully.

For and on behalf of **Bhatia Communications & Retail (India) Limited**


Avani Chaudhari
Company Secretary



Bhatia Communications & Retail (India) Limited

BHATIA'S[®]
The mobile one stop shop



Investor Presentation | July 2018

Safe Harbour

This presentation and the accompanying slides (the “Presentation”), which have been prepared by Bhatia Communication & Retail Ltd (the “Company”) solely for information purposes and do not constitute any offer, recommendation or invitation to purchase or subscribe for any securities, and shall not form the basis or be relied on in connection with any contract or binding commitment what so ever. No offering of securities of the Company will be made except by means of a statutory offering document containing detailed information about the Company.

This Presentation has been prepared by the Company based on information and data which the Company considers reliable, but the Company makes no representation or warranty, express or implied, whatsoever, and no reliance shall be placed on, the truth, accuracy, completeness, fairness and reasonableness of the contents of this Presentation. This Presentation may not be all inclusive and may not contain all of the information that you may consider material. Any liability in respect of the contents of, or any omission from, this Presentation is expressly excluded. All product names, logos, and brands are property of their respective owners. All company, product and service names used in this presentation are for identification purposes only. Use of these names, logos, and brands does not imply endorsement.

Certain matters discussed in this Presentation may contain statements regarding the Company’s market opportunity and business prospects that are individually and collectively forward-looking statements. Such forward-looking statements are not guarantees of future performance and are subject to known and unknown risks, uncertainties and assumptions that are difficult to predict. These risks and uncertainties include, but are not limited to, the performance of the Indian economy and of the economies of various international markets, the performance of the industry in India and world-wide, competition, the company’s ability to successfully implement its strategy, the Company’s future levels of growth and expansion, technological implementation, changes and advancements, changes in revenue, income or cash flows, the Company’s market preferences and its exposure to market risks, as well as other risks. The Company’s actual results, levels of activity, performance or achievements could differ materially and adversely from results expressed in or implied by this Presentation. The Company assumes no obligation to update any forward-looking information contained in this Presentation. Any forward-looking statements and projections made by third parties included in this Presentation are not adopted by the Company and the Company is not responsible for such third party statements and projections.

Agenda

01

Company at Glance

02


Way Forward

03

Sector Overview

04

Financial Highlights



Company at Glance

Company at Glance

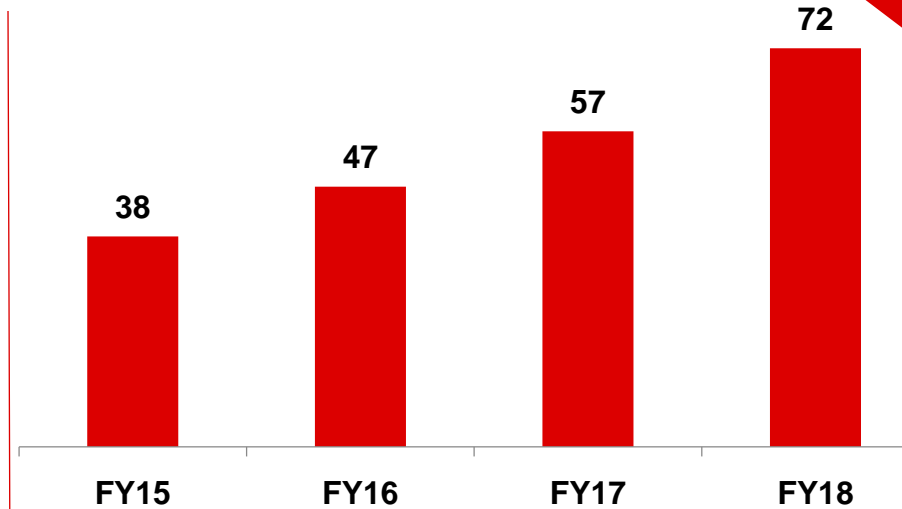
- Business of trading into mobile phones & accessories
- More than 1000+ technical experts helping customers to choose the right mobile device according to their needs and budget
- Owned 72 retail outlets chain located all over South Gujarat region including Surat, Vapi, Valsad, Navsari, Vyara etc
- Also sells cellular mobile devices and accessories through 24 franchisee retail chain dealers located in the South Gujarat region
- Provides credit/EMI facilities to customers for buying products tied up with major leading credit houses like Bajaj Finserv, Capital First etc
- Healthy Conversion rate of 25% on average

90+
Retail Stores

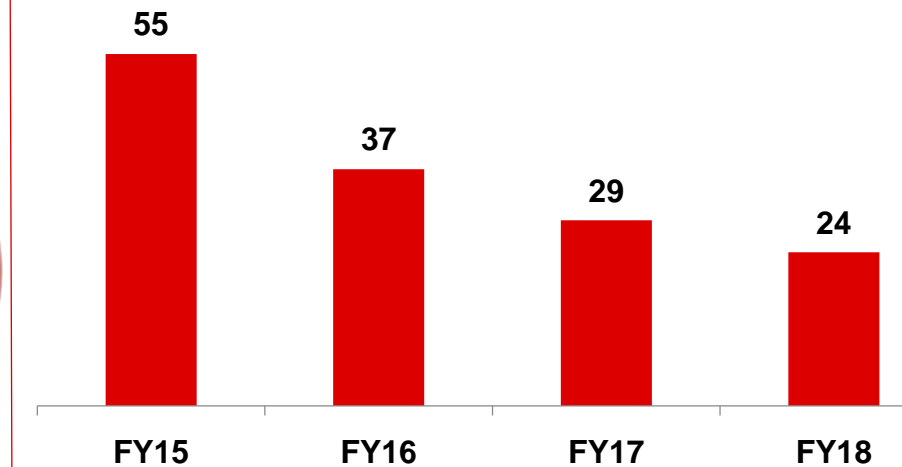
18+
Years
Experience

1000 +
Expert
Advisors

40
Award
Winner



■ No of Retail Stores



■ No of Franchise Retail Stores



Smart Handsets – Mobile



Tablets



Mobile Accessories

Product Range

Experienced Management



Sanjeev Bhatia

Managing Director

Sanjeev Bhatia, aged 39 years, is a Managing Director of the Company. He is having vast experience of 18 years and looking after finance, Franchise Outlet and General administration functions of the Company.



Harbanslal Bhatia

Whole Time Director

Harbanslal Bhatia, aged 65 years, is a Whole Time Director of the Company. He is having vast experience of more than 30 years in the field of marketing and advertisement. He takes the lead in critical business discussions, negotiations, and presentations. He has been awarded National award for empowerment of persons with disabilities by the honorable President of India



Nikhil Bhatia

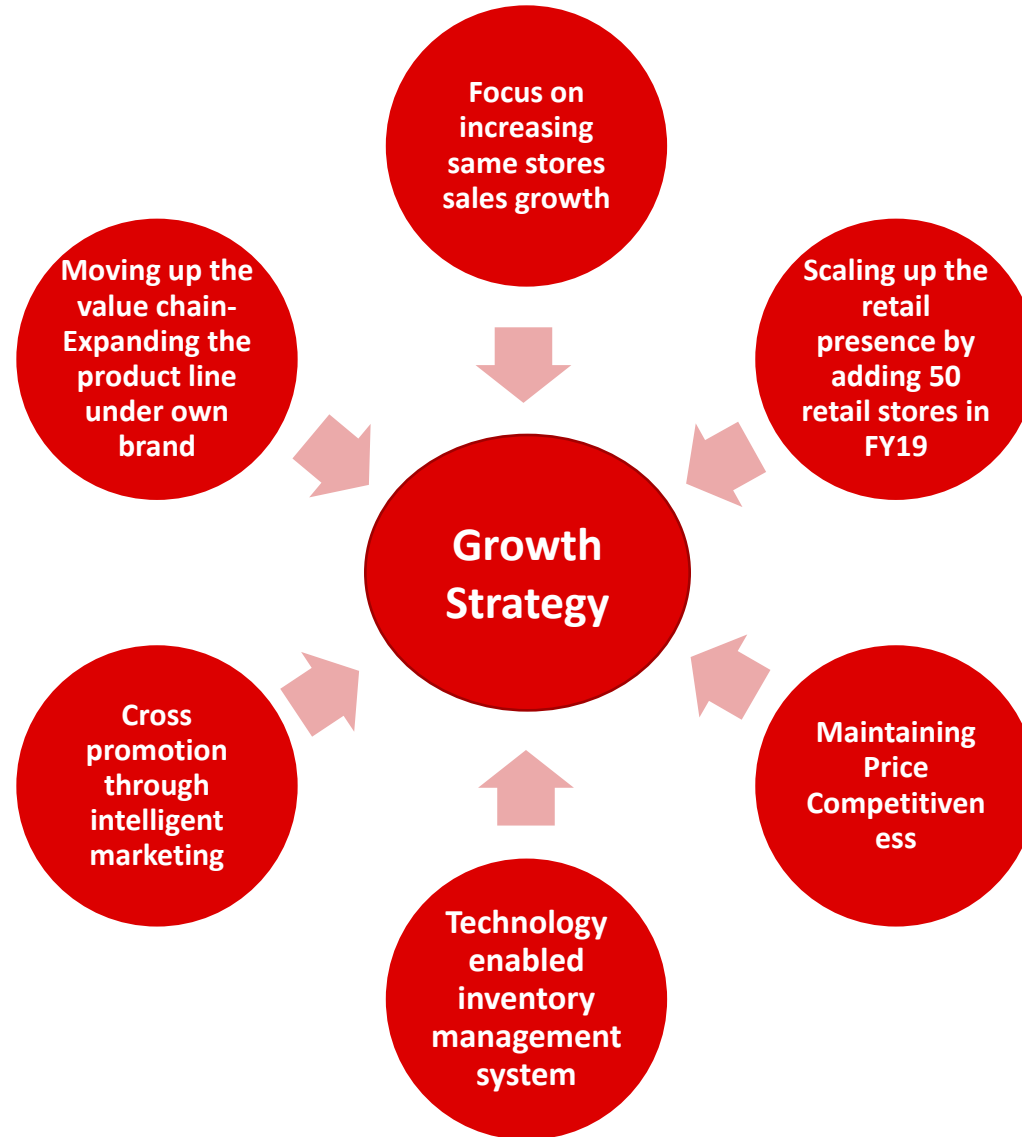
Whole Time Director

Nikhil Bhatia, aged 35 years, is a Whole Time Director of the Company. He is having vast experience of 12 years in the field of finance and sales. He looks after sales, purchase, finance and account department of the Company.



Way Forward

Way Forward – Future Growth Strategy



Presence – Targeting Pan Gujarat Presence

Top 10 Retail & Franchise Store Location:

Location	Area (Sq.ft)
Ring Road, Surat	1,250
Poddar Arcade, Surat	1,500
Piplod, Surat	700
Ved Road, Surat	750
Navsari	450
Gunjan, Vapi	500
Valsad	300
Kamrej	560
Kim	540
Pandesra	700

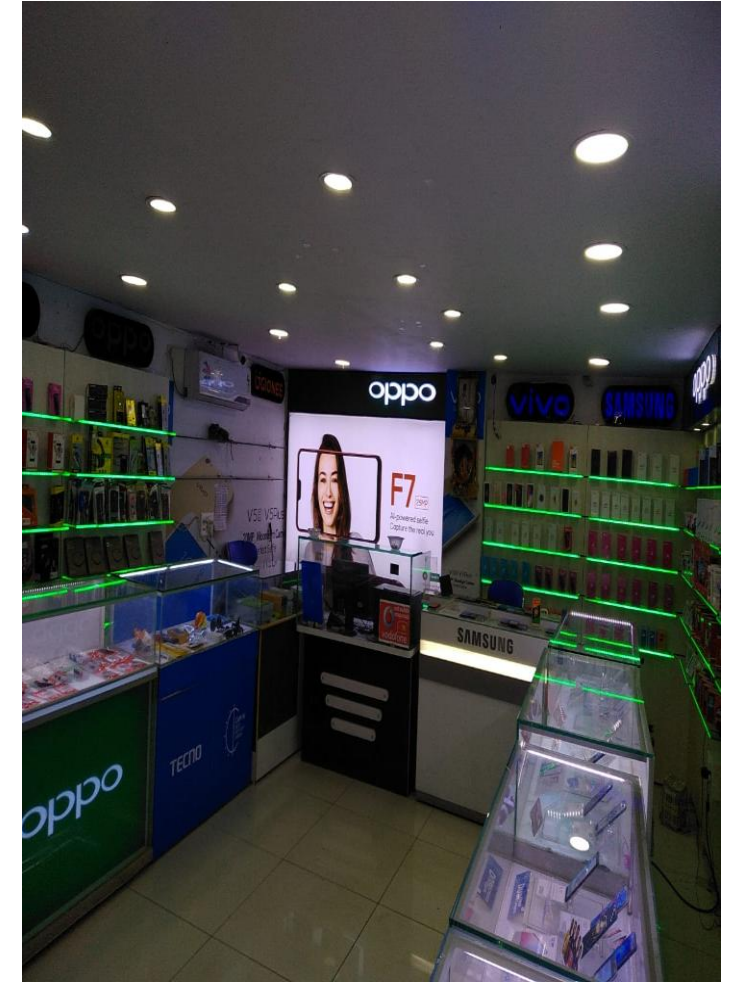

**Average
Ticket Size
~ Rs. 9,000**

**Revenue
~Rs 42,000
per sq ft**



**Total Retail Space : 38,000 sq. ft.
Target to add 50 more retail stores in Saurashtra and Ahmedabad**

Expanding Horizons – New Store in Bhavnagar (800 sq ft)



Brand Association – Top Brands



Banking Channel Partners – Forms 25% of Sales



We understand your world



Branding Strategy



Marketing Campaigns – Strong Brand Recall Value

सुनो..सुनो..सुनो!
आ रहा है कुछ नया

कुछ नया आयेगा तो, भाटीया मोबाइल ही लायेगा

BHATIA'S
The mobile one stop shop

www.bhatiamobile.com

BHATIA'S
3SE Listed Enterprise

Authorised Dealer:

SAMSUNG iPhone oppo LG SONY
GIONEE honor lenovo vivo Panasonic
htc hsl TECNO INTEX LAVA

EMI Option Available: HDB FINANCIAL SERVICES BAJAJ FINSERV HOME CREDIT 0% INTEREST EASY EMI

Bhatia's Communication & Retail (India) Limited | www.bhatiamobile.com

अब मोबाइल भिडेगा तो BHATIA से ही भिडेगा.

BHATIA'S Communications & Retail (India) Limited Joins hands with Bajaj FINSERV

BHATIA'S
3SE Listed Company

BAJAJ FINSERV

इंस्टल ₹ 412 ભરીને
બજજ EMI કાર્ડ બનાવો.

સ્કીમ ઇન્સ્ટલ 3 હિપસ સુરતના ગાહકો માટેજ

લિમિટ ₹ 1 લાખ સુધીની.

Ring Road : 82580 00740	Piplod : 88745 27664
Podar Arcade : 80002 78571	Navagam : 87804 44031
Ved Road : 70433 45569	Dindoli : 87804 44031
Adajan : 82380 00746	Katargam : 70433 45564
God Dod Road : 88745 27664	Punagam : 70418 89545

BHATIA'S
The mobile one stop shop

Bhatia's Communication & Retail (India) Limited | www.bhatiamobile.com

इंस्टल ₹1* માં મોબાઈલ ખરીદો

BHATIA'S
A PUBLIC LIMITED COMPANY

GF-6/7, રત્નદિપ કોમ્પ્લેક્સ, આઈસીઆઈસીઆઈ બેન્ક પાસે
વાઘાવાડી રોડ, ભાવનગર.

T&C Apply

Bhatia's Communication & Retail (India) Limited | www.bhatiamobile.com

અબ મોબાઈલ ભિડેગા તો BHATIA સે હી ભિડેગા.

BHATIA'S
A PUBLIC LIMITED COMPANY

COMING SOON AT **BHATIA'S**

vivo Z10 FullView™
24MP Clearer Selfie

16MP REAR 4GB RAM

Moving up the Value Chain – Exploring Smart TV Segment

- Global smart TV market expected to reach USD 292.55 billion by 2025
- Television market in India anticipated to cross USD 9 billion by the end of 2021.
- Increasing disposable incomes, demand for Smart Televisions has shot up, contributing around 18-20 percent to sales in India's electronics sector
- Consumer's preference has evolved :
 - Increasing preference for built-in smart functions
 - Rising demand for HDR and 4K resolution featured for both content and hardware access
 - Smart TV platforms offers information & communication (IC) technology solutions to the end-user
 - Availability of affordable models

Exploring Smart TV Segment

- Launch of Smart TV in Surat, Gujarat under own brand
- Sizes of Smart TV to be launched
 - 32 inch
 - 40 inch
 - 55 inch

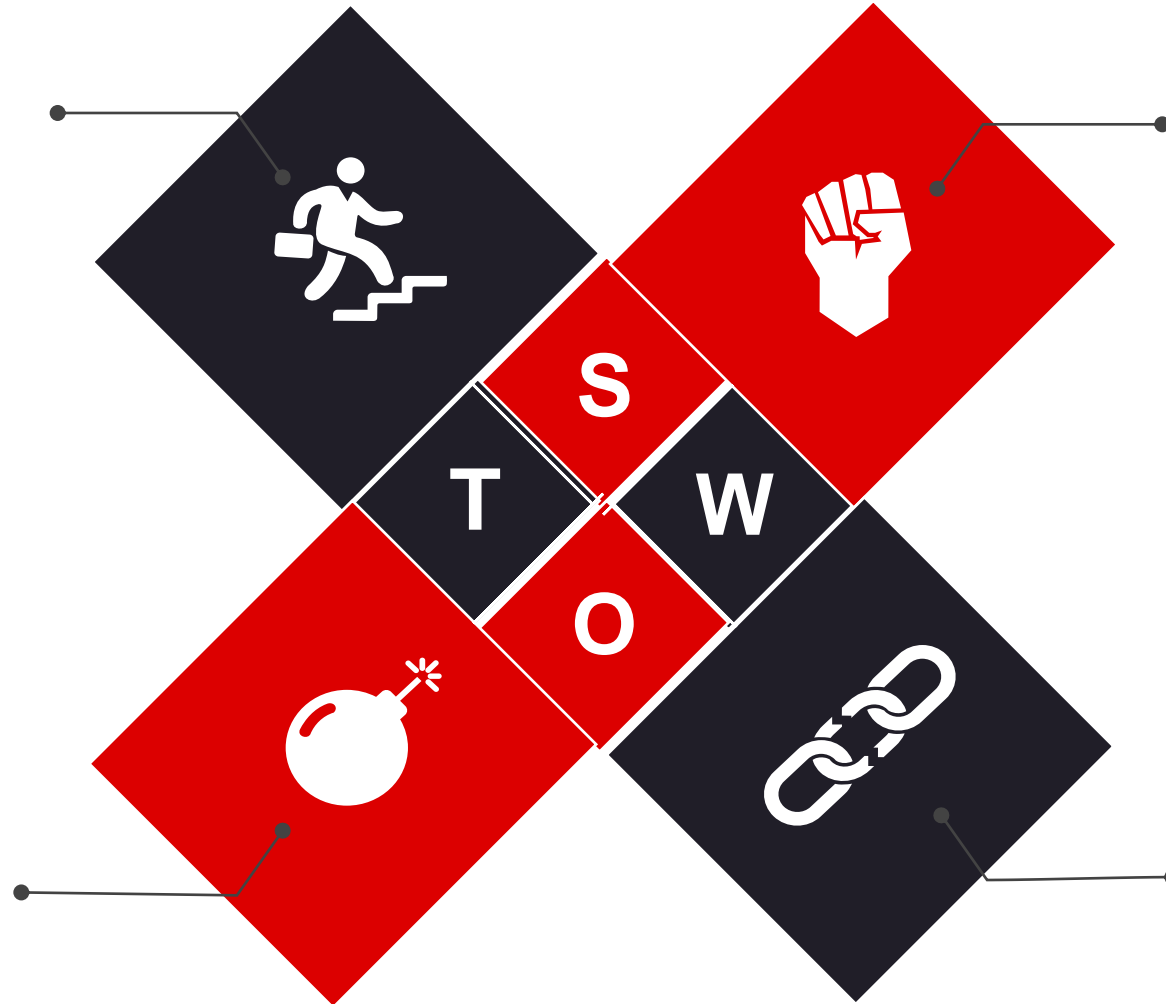
SWOT Analysis

Opportunity

- Implementation of GST, resulted into increase in sales growth & level playing field
- Online selling of our Products is increasing day by day
- Credit/EMI Facilities are provided by leading credit houses

Threat

- Industry is prone to change as per government policies
- Low entry barriers for new entrant



Strength

- Experienced Promoters, Directors and Management Team
- Wide spread of Branch & Franchisee network
- Trained work force & quality after Sale Services
- Wide Range of Products
- Cordial relations with Customers, Franchisee Distributors and suppliers

Weakness

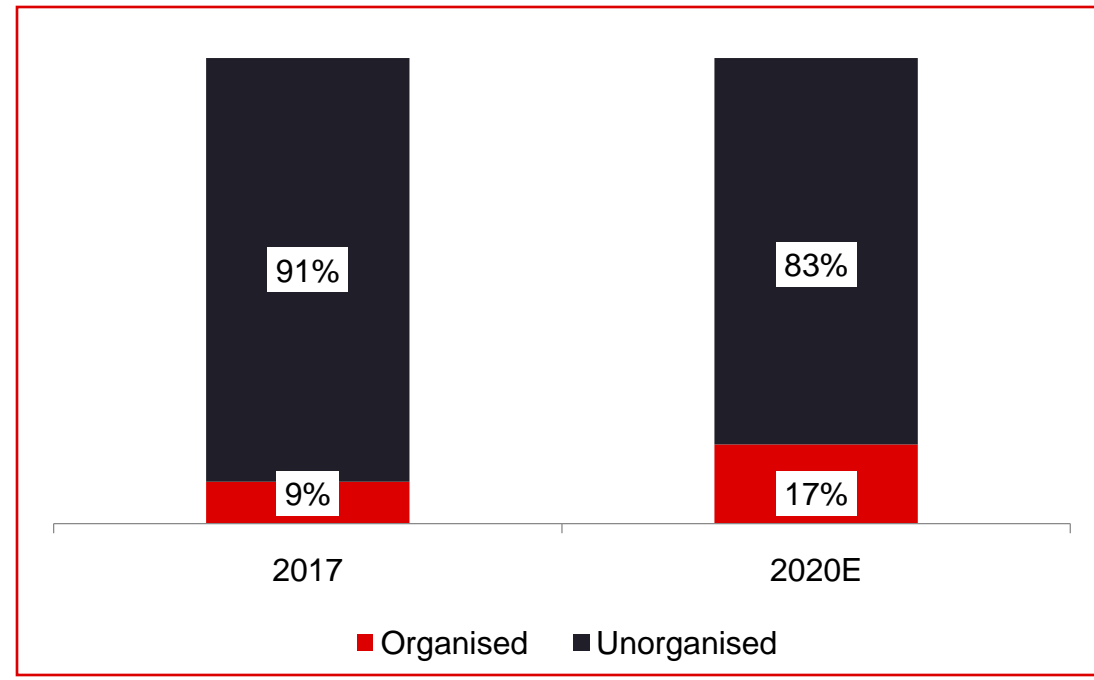
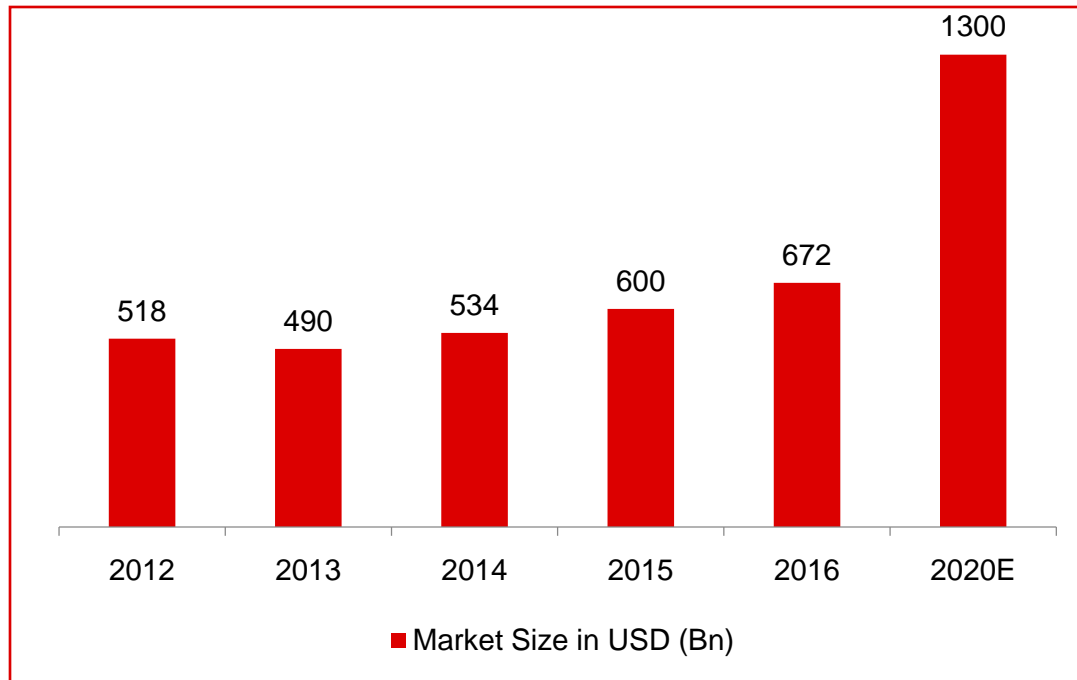
- Dependent upon growth of telecom industry
- Lack of brand awareness
- Surge in finance needs to cope with the increase demand



Sector Overview

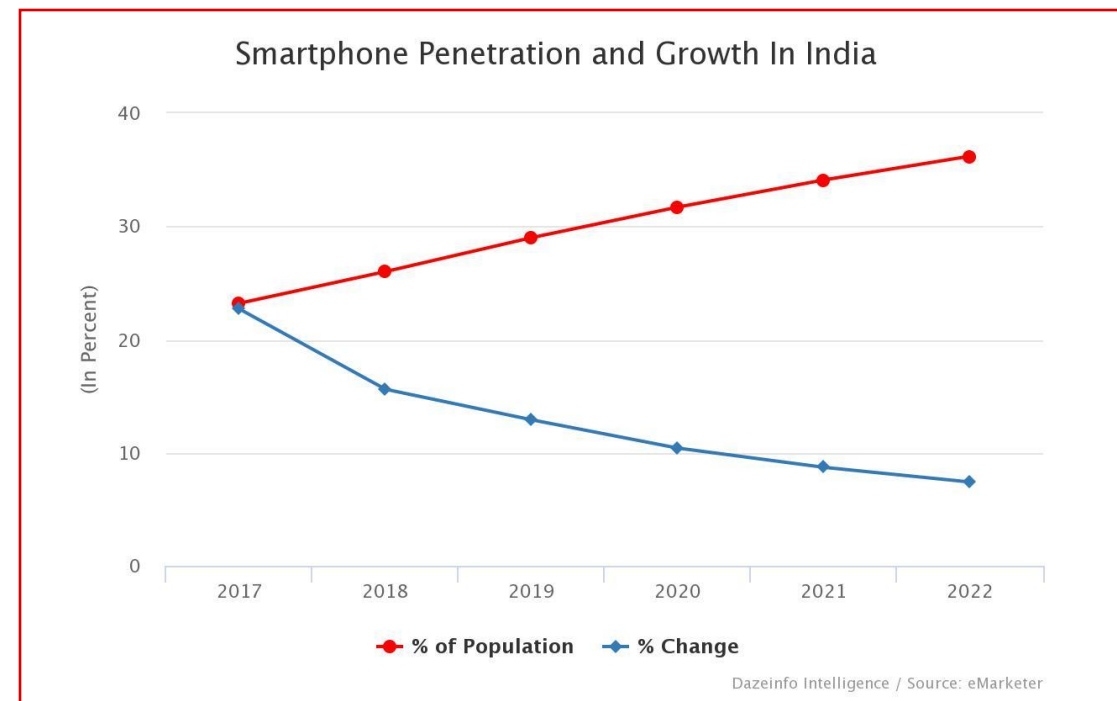
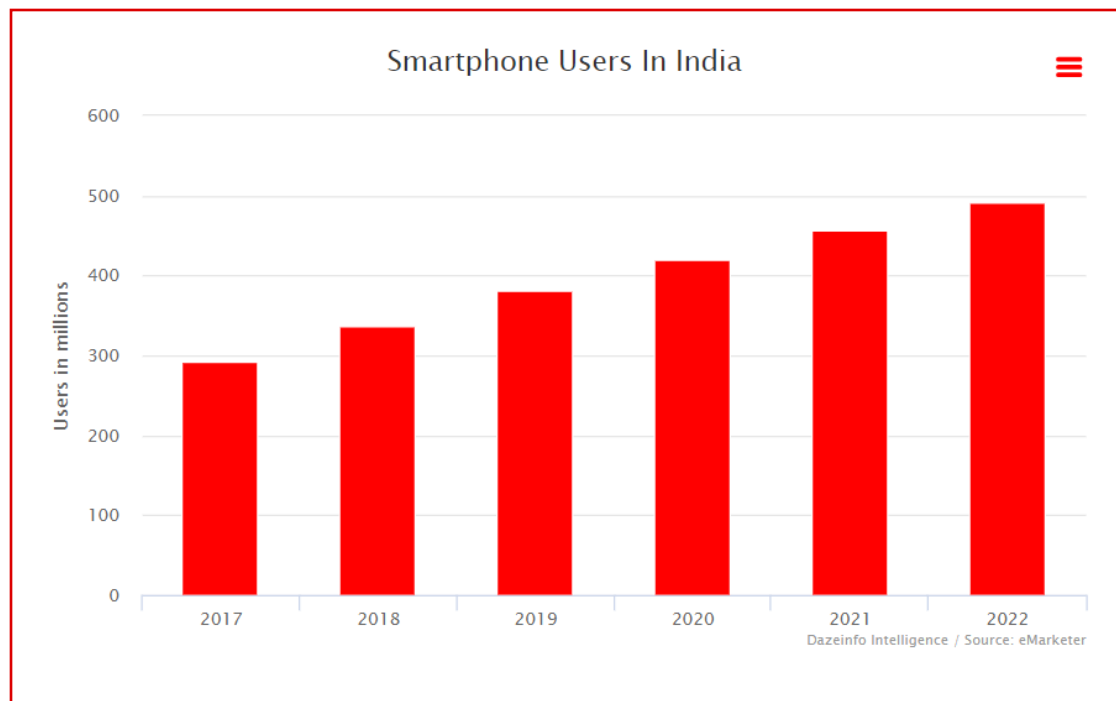
Indian Retail Sector – One of the Largest Market in the World

- Retail sector is expected to increase by 60% USD 1.1 trillion by 2020 due to:
 - ✓ Rising disposable income
 - ✓ Change in Lifestyle by middle class
 - ✓ Increasing digital connectivity
- Modern trade to grow twice as fast at 20% v/s traditional trade at 10%
- Indian retail market divided into:
 - ✓ Organized Retail Market valued at USD 60 BN only 9%
 - ✓ Unorganized Retail Market constitutes the rest 91%
- India's direct selling industry is expected to reach Rs 159.3 billion (US\$ 2.5 billion) by 2021



Indian Smartphone Sector – One of the Largest Market

- India world's third largest smart phone market, continues to hold its position of being the biggest feature phone market globally
- Number of smart phone users in India is expected to grow by 15.6% to reach 337 million in 2018
- Number of smart phone users in India would reach 490.9 million by 2022, growth of over 60% from current level
- Indian telecom operator Reliance Jio shipped huge shipped 164 mn feature phone shipments in 2017 from 140 mn a year ago
- Despite the growing trend, the smart phone penetration in India will reach only 36.2% by the end of 2022



Online V/s Offline Selling




Online



Offline

<ul style="list-style-type: none"> ✓ After sale support is usually average or very low 	<ul style="list-style-type: none"> ✓ After sale support is very good in most cases
<ul style="list-style-type: none"> ✓ Return and replacement process is a bit complicated 	<ul style="list-style-type: none"> ✓ There is a direct contact with the seller. You can experience the product before buying it ✓ Return and replacement process is very simple (in case of defective products)
<ul style="list-style-type: none"> ✓ Some of the best phones that are available exclusively through online retailers 	<ul style="list-style-type: none"> ✓ Majority of the Phones are available at the offline store with competitive price
<ul style="list-style-type: none"> ✓ Heavy discounts were given prior to implementation of GST and MOP (Market Operating Price) 	<ul style="list-style-type: none"> ✓ With implementation of GST & MOP(Market operating Price) not much of the price difference between online store and offline store

People are shifting from online shopping of phones to offline shopping



Financial Highlights

Financial Highlights – FY18 & H2FY18

FY18

Revenue



+ 25% YoY

EBITDA



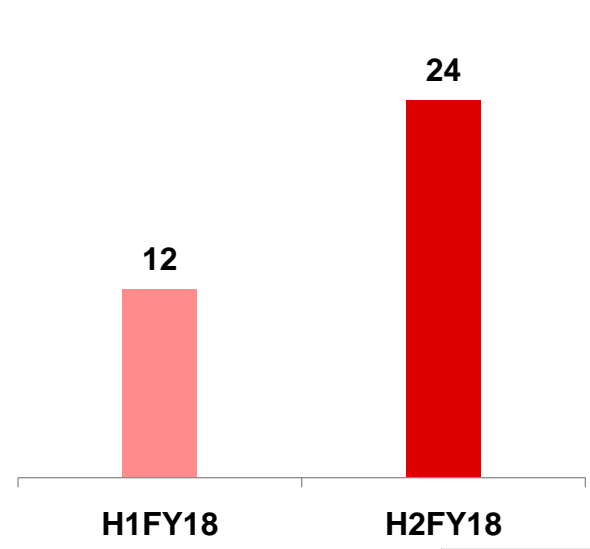
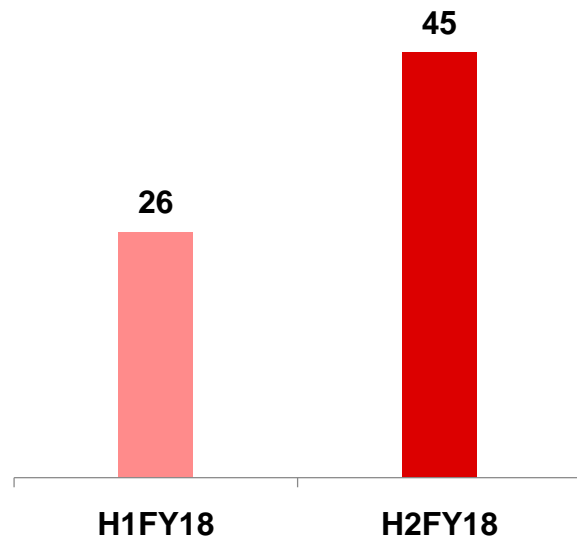
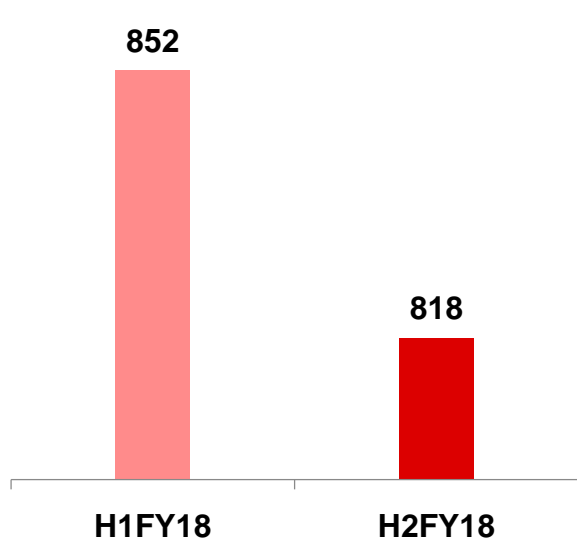
+ 268% YoY

PAT



+ 620% YoY

H2FY18



Profitability Highlights – FY18 & H2FY18

Rs. In Mn	H2 FY18	H1 FY18	HoH	FY18	FY17	YoY
Total Income	818	852	-4%	1,670	1,335	25%
Stock-in-trade	712	782		1,494	1,221	
Employee Cost	29	19		48	26	
Other costs	32	25		58	69	
EBITDA	45	26	74%	70	19	268%
EBITDA Margin (%)	5.50%	3.05%		4.19%	1.42%	
Depreciation	4	4		8	5	
Interest	4	5		9	7	
Exceptional items	0	0		0	0	
Profit Before tax	37	17	118%	54	8	575%
Tax	13	5		18	2	
Profit After Tax	24	12	100%	36	5	620%
PAT Margin	2.93%	1.41%		2.14%	0.39%	
EPS (Rs.)	4.74	3.33		7.14	10.24	

Balance Sheet Highlights – FY18

Rs. Mn	FY18	FY17
Shareholder's Funds	282	37
Share capital	63	6
Reserves & Surplus	220	31
Non-current liabilities	14	16
Long Term Borrowings	11	15
Deferred Tax liabilities (Net)	1	1
Long-Term Provisions	2	0
Current liabilities	158	198
Borrowings	2	26
Trade Payables	135	167
Other Current liabilities	2	2
Short-term provisions	19	2
Total Equities & Liabilities	454	250

Rs. Mn	FY18	FY17
Non-current assets	82	47
Tangible Assets	55	44
CWIP	0	0
Intangible Assets	3	3
Non Current Investments	0	0
Deferred Tax Assets (Net)	0	0
Long-term Loans & Advances	24	0
Other Non-Current Assets	0	0
Current assets	372	203
Inventories	155	127
Financial Assets		
Investments	0	0
Trade receivables	46	50
Cash & Cash equivalents	142	16
Short-term loans & Advances	29	9
Other Current Assets	0	0
Total Assets	454	250

Thank You



Bhatia Communications & Retail (India) Limited

Mr. Ravindra Sojal (CFO)

Email Id : ravindra@bhatiamobile.com



Stellar Investor Relations

Mr. Vikash Verma / Mr. Gaurang Chotalia

Email Id : vikash.verma@stellar-ir.com / gaurang.chotalia@stellar-ir.com