

Ref :: MD&CEO:SD:1819/1820/11/12::2018

25.07.2018

The Vice President The Bombay Stock Exchange Ltd. Phiroze Jeejeebhoy Towers Dalal Street, MUMBAI – 400 001	The Vice President Listing Department National Stock Exchange of India Ltd EXCHANGE PLAZA Bandra-Kurla Complex, Bandra [E] MUMBAI 400051
---	---

Dear Sir,

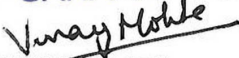
Subject: Reviewed Financial Results - 30.06.2018
Ref : Regulation 33 of the SEBI (LODR) Regulations, 2015

The Reviewed Financial Results of the Bank for the First Quarter ended 30.06.2018 was approved by the Board of Directors at its Meeting held on 25.07.2018. A copy of the same is enclosed along with Limited Review Report of the Auditors.

The meeting of the Board of Directors commenced at 3.00 p.m. and concluded at 4.19 p.m.

Yours faithfully,

कृते केनरा बँक
For CANARA BANK



VINAY MOHTA

COMPANY SECRETARY

Assistant General Manager & Company Secretary

सचिवालय विभाग

प्रबंध निदेशक व मुख्य कार्यकारी अधिकारी सचिवालय

प्रधान कार्यालय

112, जे सी रोड बेंगलूर - 560002

Secretarial Department

MD & CEO's Secretariat

Head Office

112 J C Road, Bangalore - 560002

T +91 80 22100250

F +91 80 22248831

E-Mail - hosecretarial@canarabank.com

www.canarabank.com

REVIEWED FINANCIAL RESULTS FOR THE QUARTER ENDED 30TH JUNE 2018

		(Rs in Crore)			
Sl. No.	PARTICULARS	QUARTER ENDED			YEAR ENDED
		(REVIEWED)	(AUDITED)	(REVIEWED)	(AUDITED)
		30.06.2018	31.03.2018	30.06.2017	31.03.2018
1	INTEREST EARNED (a)+(b)+(c)+(d)	11359.55	10223.41	10195.59	41252.09
	(a) Interest/discount on advances/bills	8325.98	7252.47	7248.48	29096.44
	(b) Income on Investments	2618.41	2552.36	2733.44	10412.10
	(c) Interest on balances with Reserve Bank of India & Other Inter-Bank Funds	157.18	166.54	179.33	646.99
	(d) Others	257.98	252.04	34.34	1096.56
2	Other Income	1832.91	1331.70	2108.51	6942.85
3	TOTAL INCOME (1+2)	13192.46	11555.11	12304.10	48194.94
4	Interest Expended	7476.65	7235.82	7482.35	29088.76
5	Operating Expenses (i)+(ii)	2783.02	2554.64	2349.37	9557.94
	(i) Employees Cost	1516.89	1306.71	1351.76	5444.12
	(ii) Other Operating Expenses (All items exceeding 10% of the total expenditure excluding interest expenditure may be shown separately)	1266.13	1247.93	997.61	4113.82
6	TOTAL EXPENSES ((4+5) excluding Provisions & Contingencies)	10259.67	9790.46	9831.72	38646.70
7	Operating Profit before Provisions and Contingencies (3-6)	2932.79	1764.65	2472.38	9548.24
8	Provisions (Other than Tax) and Contingencies	2582.30	9075.04	2203.78	16109.10
	of which provisions for Non-performing assets	2466.20	8762.57	2270.00	14882.70
9	Exceptional items	0.00	0.00	0.00	0.00
10	Profit (+) / Loss (-) from Ordinary Activities before tax (7-8-9)	350.49	(7,310.39)	268.60	(6,560.86)
11	Tax expense	69.00	(2,450.62)	17.00	(2,338.62)
12	Net Profit (+) / Loss (-) from Ordinary Activities after tax (10-11)	281.49	(4,859.77)	251.60	(4,222.24)
13	Extraordinary items (net of tax expense)	0.00	0.00	0.00	0.00
14	Net Profit (+) / Loss (-) for the period (12-13)	281.49	(4,859.77)	251.60	(4,222.24)
15	Paid up Equity Share Capital (Face Value of each share-Rs.10/-)	733.24	733.24	597.29	733.24
16	Reserves excluding Revaluation Reserves (as per balance sheet of previous accounting year)				28346.86
17	Analytical Ratios				
	(i) Percentage of shares held by Government of India	72.55%	72.55%	66.30%	72.55%
	(ii) Capital Adequacy Ratio - Basel III	13.00%	13.22%	12.61%	13.22%
	(a) Common Equity Tier I Ratio	9.35%	9.51%	8.72%	9.51%
	(b) Additional Tier 1 Ratio	0.77%	0.79%	0.85%	0.79%
	(iii) Earnings per Share (EPS) (Not Annualised)				
	a) Basic and diluted EPS before Extraordinary items (net of tax expense) for the period, for the year to date and for the previous year	3.84	(80.35)	4.21	(70.47)
	b) Basic and diluted EPS after Extraordinary items for the period, for the year to date and for the previous year	3.84	(80.35)	4.21	(70.47)
	(iv) NPA Ratios				
	a) Amount of Gross Non Performing Assets	44659.56	47468.47	37657.76	47468.47
	b) Amount of Net Non-Performing Assets	26693.50	28542.40	24300.63	28542.40
	c) Percentage of Gross Non Performing Assets	11.05%	11.84%	10.56%	11.84%
	d) Percentage of Net Non-Performing Assets	6.91%	7.48%	7.09%	7.48%
	(v) Return on Assets (Annualised)	0.19%	-3.46%	0.18%	-0.75%



SEGMENT REPORTING FOR THE QUARTER ENDED 30TH JUNE, 2018

(Rs in Crore)

	BUSINESS SEGMENT	QUARTER ENDED			YEAR ENDED
		30.06.2018	31.03.2018	30.06.2017	31.03.2018
		(REVIEWED)	(AUDITED)	(REVIEWED)	(AUDITED)
(1)	Segment Revenue				
a	Treasury Operations	2834.17	2671.03	3820.51	12876.12
b	Retail Banking Operations	3956.42	4705.79	4174.00	17782.12
c	Wholesale Banking Operations	5960.42	3919.25	4309.11	16480.64
d	Unallocated	441.45	259.04	0.48	1056.06
	Total	13192.46	11555.11	12304.10	48194.94
	Less: Inter Segment Revenue	0.00	0.00	0.00	0.00
	Income from operations	13192.46	11555.11	12304.10	48194.94
(2)	Segment Results				
a	Treasury Operations	1093.89	510.99	1404.19	4009.59
b	Retail Banking Operations	577.89	1539.78	540.99	3561.81
c	Wholesale Banking Operations	819.56	-545.16	526.72	920.78
d	Other Banking Operations	0.00	0.00	0.00	0.00
	Total	2491.34	1505.61	2471.90	8492.18
	Unallocated Income/Expenses (including Provisions and contingencies)	(2140.85)	(8816.00)	(2203.30)	(15053.04)
	Total Profit Before tax	350.49	(7,310.39)	268.60	(6,560.86)
	Income tax	69.00	(2,450.62)	17.00	(2,338.62)
	Net Profit	281.49	(4,859.77)	251.60	(4,222.24)
(3)	Segment Assets				
a	Treasury Operations	161163.14	161990.29	170355.35	161990.29
b	Retail Banking Operations	178797.59	178009.24	161118.64	178009.24
c	Wholesale Banking Operations	246435.15	240866.78	218506.87	240866.78
d	Other Banking Operations	0.00	0.00	0.00	0.00
e	Unallocated Assets	33902.09	36019.79	29894.44	36019.79
	Total Assets	620297.97	616886.10	579875.32	616886.10
(4)	Segment Liabilities				
a	Treasury Operations	150456.40	151133.43	168285.32	151133.43
b	Retail Banking Operations	159024.97	159268.33	145303.48	159268.33
c	Wholesale Banking Operations	245754.60	240011.28	205056.77	240011.28
d	Other Banking Operations	0.00	0.00	0.00	0.00
e	Unallocated Liabilities	29146.80	30868.23	27365.02	30868.23
	Total Liabilities	584382.77	581281.27	546010.58	581281.27
(5)	Capital Employed				
a	Treasury Operations	10706.74	10856.86	2070.04	10856.86
b	Retail Banking Operations	19772.61	18740.91	15815.16	18740.91
c	Wholesale Banking Operations	680.56	855.50	13450.11	855.50
d	Other Banking Operations	0.00	0.00	0.00	0.00
e	Unallocated	4755.29	5151.56	2529.42	5151.56
	Total Capital Employed	35915.20	35604.83	33864.73	35604.83
		QUARTER ENDED			YEAR ENDED
		30.06.2018	31.03.2018	30.06.2017	31.03.2018
		(REVIEWED)	(AUDITED)	(REVIEWED)	(AUDITED)
(1)	Revenue				
a	Domestic	294.03	11172.83	12030.46	46888.53
b	International	(12.54)	382.28	273.64	1306.41
	Total	281.49	11555.11	12304.10	48194.94
(2)	Assets				
a	Domestic	570703.13	560817.56	524573.82	560817.56
b	International	49594.84	56068.54	55301.50	56068.54
	Total	620297.97	616886.10	579875.32	616886.10

Notes on Segment Reporting:

1. As per guidelines of RBI on compliance with Accounting Standards, the Bank has adopted "Treasury Operations", Wholesale, Retail and "Other Banking Operations" as Primary business segments and "Domestic" and international as secondary/geographic segments for the purpose of compliance with AS-17 on Segment Reporting issued by ICAI
2. Segment revenue represents revenue from external customers.
3. Capital employed for each segment has been allocated proportionate to the assets of the segment.
4. The figures of the previous period/year have been regrouped and/or restated wherever necessary so as to make comparable with those of the current period.



STATEMENT OF ASSETS AND LIABILITIES

(Rs in Crore)

PARTICULARS	As on	As on	As on
	30.06.2018 (REVIEWED)	30.06.2017 (REVIEWED)	31.03.2018 (AUDITED)
CAPITAL AND LIABILITIES			
CAPITAL	733.24	597.29	733.24
RESERVES AND SURPLUS	35181.95	33267.44	34871.59
DEPOSITS	533273.68	485905.22	524771.86
BORROWINGS	34513.43	43965.85	38808.51
OTHER LIABILITIES AND PROVISIONS	16595.67	16139.52	17700.90
TOTAL	620297.97	579875.32	616886.10
ASSETS			
CASH & BALANCES WITH RESERVE BANK OF INDIA	23651.19	24131.69	22100.04
BALANCES WITH BANKS AND MONEY AT CALL AND SHORT NOTICE	28534.24	28445.69	27812.29
INVESTMENTS	144463.18	147894.52	144053.67
ADVANCES	386252.65	342815.60	381702.99
FIXED ASSETS	8264.38	7131.27	8318.64
OTHER ASSETS	29132.33	29456.55	32898.47
TOTAL	620297.97	579875.32	616886.10

Notes:


- The above Financial Results were reviewed by the Audit Committee of the Board and approved by the Board of Directors in the meeting held on 25th July 2018. The results have been subjected to a "Limited Review" by the Statutory Central Auditors of the Bank.
- There has been no change in the accounting policies followed during the quarter ended 30th June 2018, as compared to those followed in the preceding year ended 31st March 2018.
- The Financial results for the quarter ended 30th June 2018 have been arrived at after considering provision for Loan Losses in accordance with the extant guidelines and directions of RBI on Prudential Norms for 'Income Recognition, Asset Classification and Provisioning' and Provision for Income Tax and Deferred Tax, Depreciation on Investments and Fixed Assets, Provision for Employees benefits, provision for exposure to entities with unhedged foreign currency and other necessary provisions.
- As permitted by the RBI letter RBI:2017-18/200 DBR No. BP.BC.113/21.04.048/2017-18 dated 15.06.2018, Bank has opted for staggering the Mark to Market (MTM) losses on investments held in AFS and HFT category over a period of four quarters. Accordingly, Bank has provided for Rs. 150.96 Crores during this quarter as applicable. Therefore, the remaining MTM losses to the tune of Rs. 452.89 Crores has to be provided over a period of next three quarters.
- Our Bank has sold 25,240 units under Priority Sector Lending Certificates (PSLCs) to the tune of Rs. 6,310 Crore under Agriculture and Small and Marginal Farmers category and earned commission income of Rs 113.11 Crore during the quarter ended 30th June 2018.
- In accordance with RBI guidelines, the Bank has shifted the securities from HTM to AFS category amounting to Rs. 5676.29 Crore during the quarter ended 30th June 2018.
- In terms of RBI Circular DBR. No. BP.BC.1/21.06.201/2015-16 July 1, 2015 Banks are required to make Pillar 3 disclosures under Basel III Capital Regulations. These details are being made available on our website "www.canarabank.com". These disclosures have not been subjected to audit by the auditors.
- Provision Coverage Ratio as at 30th June 2018 is 60.69%.



9. Number of Investors Complaints received and disposed off during the quarter ended 30.06.2018

i.	Pending at the beginning of the quarter	:	1
ii.	Received during the quarter	:	412
iii.	Disposed off during the quarter	:	413
iv.	Lying unresolved at the end of the quarter	:	NIL

10. Figures of the corresponding previous period have been regrouped and/or restated wherever considered necessary.



DEBASHISH MUKHERJEE
EXECUTIVE DIRECTOR



M. V. RAO
EXECUTIVE DIRECTOR



P. V. BHARATHI
EXECUTIVE DIRECTOR



RAKESH SHARMA
MANAGING DIRECTOR & CEO



T.N. MANOHARAN
CHAIRMAN

PLACE: BENGALURU

DATE: 25.07.2018




J Singh & Associates Chartered Accountants FRN : 110266W	J L Sengupta & Co. Chartered Accountants FRN : 307092E	Dagliya & Co Chartered Accountants FRN : 000671S	Komandoor & Co LLP Chartered Accountants FRN: 001420S / S200034
---	---	---	--

Limited Review Report





To
The Board of Directors
Canara Bank
Bangalore

1. We have reviewed the accompanying financial results of Canara Bank (the "Bank") for the Quarter and period ended June 30, 2018. The disclosures relating to "Pillar 3 under Basel III Capital Regulations", "Leverage Ratio" and "Liquidity Coverage Ratio" as have been disclosed on the Bank's website and in respect of which a link have been provided in the aforesaid financial results have not been reviewed by us. These financial results are the responsibility of the Bank's management and have been approved by the Board of Directors. Our responsibility is to issue a report on these financial statements based on our review.
2. We conducted our review in accordance with the Standard on Review Engagement (SRE) 2410, "Review of Interim Financial Information performed by the Independent Auditor of the Entity" issued by the Institute of Chartered Accountants of India. This standard requires that we plan and perform the review to obtain moderate assurance as to whether the financial statements are free from material mis-statement. A review of Interim Financial Information consists of making inquiries, primarily of persons responsible for financial and accounting matters, and applying analytical and other review procedures. A review is substantially less in scope than an audit conducted in accordance with Standards on Auditing and consequently does not enable us to obtain assurance that we would become aware of all significant matters that might be identified in an audit. Accordingly, we do not express an audit opinion.
3. The financial results incorporate the relevant returns of 20 branches reviewed by us, 3 foreign branches reviewed by other auditors specially appointed for this purpose and un-reviewed returns in respect of 6071 branches. In the conduct of our review, we have relied on the review reports of 22 branches in respect of non-performing assets submitted by the Inspection Officials of the Bank. These review reports cover 56.84 percent of the advances portfolio of the bank. Apart from aforesaid review reports, in the conduct of our review, we have also relied upon various returns received from the branches of the Bank.



J Singh & Associates Chartered Accountants FRN : 110266W	J L Sengupta & Co. Chartered Accountants FRN : 307092E	Dagliya & Co Chartered Accountants FRN : 000671S	Komandoor & Co LLP Chartered Accountants FRN: 001420S / S200034
---	---	---	--

4. Based on our review as aforesaid, subject to limitations in scope as mentioned in Para 3 above, nothing has come to our attention that causes us to believe that the accompanying statement of unaudited financial results together with the notes thereon, prepared in accordance with applicable accounting standards and other prevailing recognised accounting practices and policies has not disclosed the information required to be disclosed in terms of Regulation 33 of the SEBI (Listing Obligations and Disclosure Requirements) Regulations, 2015 read with RBI circular (2016-17/29 dt. 28/07/2016 w.r.t half-yearly/quarterly review of the account of public sector banks) including the manner in which it is to be disclosed, or that it contains any material mis-statement or that it has not been prepared in accordance with the relevant prudential norms issued by the Reserve Bank of India in respect of income recognition, asset classification, provisioning and other related matters.

J Singh & Associates Chartered Accountants FRN : 110266W  (J Singh) Partner Membership No 042023	J L Sengupta & Co. Chartered Accountants FRN : 307092E  (S Mandal) Partner Membership No 068309	Dagliya & Co. Chartered Accountants FRN : 000671S  (P Manohara Gupta) Partner Membership No 016444	Komandoor & Co LLP Chartered Accountants FRN : 001420S / S200034  (T. Nagendranadh) Partner Membership No 226246
--	---	---	--



Place: Bangalore
Date: July 25, 2018

