



10th August, 2018

1. The Secretary
Bombay Stock Exchange Limited
Phiroze Jeejeebhoy Towers
Dalal Street
MUMBAI 400 001.

Fax No. 022 - 2272 3121 / 3719 / 2037 / 2039 / 2041 / 2061

2. The Secretary
National Stock Exchange of India Limited
"Exchange Plaza"
Bandra-Kurla Complex
Bandra East
MUMBAI 400 051.

Fax No.022 - 26598237 / 38

Sub: Declaration of Interim Dividend AND Submission of un-audited financial results-30th June 2018

Ref: Scrip code: NSE: DYNAMATECH; BSE: 505242

Dear Sir,

In further to our letter dated 02nd August, 2018, We write to inform that the Board, at its meeting held today, i.e. 10th August 2018, considered and approved the following:

1. Declared Interim dividend of Rs. 2/- Per equity share of Rs. 10/- each in compliance with regulation 30 read with Schedule III of SEBI (LODR) Regulations, 2015.
2. 17th August 2018 as record date to ascertain the entitlement of interim dividend. Dividend/Dividend Warrants shall be paid / dispatched on or before 08th September 2018 in compliance with regulation 42 of SEBI (LODR) Regulations, 2015.
3. the Consolidated and Standalone Unaudited Financial Results for the quarter ended 30th June, 2018, along with limited reviewed report by Statutory Auditors of the Company. Copy of the un-audited financial results along with limited review have been enclosed in compliance with the provisions of Regulation 30 of SEBI (LODR) Regulations, 2015.

We kindly request you to take this letter along with the enclosures on record.

Thank you.

Yours faithfully,
for DYNAMATIC TECHNOLOGIES LIMITED

Naveen Chandra P

Head Legal, Compliance & Company Secretary

Enclosure: as above

Dynamatic Park Peenya Bangalore 560 058 India
Tel +91 80 2839 4933 / 34 / 35 Fax +91 80 2839 5823
www.dynamatics.com

Corporate Identity Number: L72200KA1973PLC002308

BSR & Co. LLP

Chartered Accountants

Maruthi Info-Tech Centre
11-12/1, B Block, 2nd Floor
Inner Ring Road, Koramangala
Bangalore 560 071 India

Telephone +91 80 7134 7000
Fax +91 80 7134 7999

Limited review report on unaudited quarterly standalone financial results of Dynamatic Technologies Limited pursuant to Regulation 33 of the Securities and Exchange Board of India (Listing Obligations and Disclosure Requirements) Regulations, 2015

To
The Board of Directors of Dynamatic Technologies Limited

We have reviewed the accompanying statement of unaudited standalone financial results ('the Statement') of Dynamatic Technologies Limited ('the Company') for the quarter ended 30 June 2018, attached herewith, being submitted by the Company pursuant to the requirements of Regulation 33 of the Securities and Exchange Board of India (Listing Obligations and Disclosure Requirements) Regulations, 2015, ('Listing Regulations'). Attention is drawn to the fact that the figures for the three months ended 31 March 2018 as reported in these financial results are the balancing figures between audited figures in respect of the full previous financial year and the published year to date figures up to the third quarter of the previous financial year. The figures up to the end of the third quarter of the previous financial year had only been reviewed and not subjected to audit.

This statement is the responsibility of the Company's Management and has been approved by the Board of Directors in the meeting held on 10 August 2018. Our responsibility is to issue a report on these financial results based on our review.

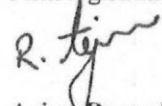
We conducted our review in accordance with the Standard on Review Engagement ('SRE') 2410, *Review of Interim Financial Information Performed by the Independent Auditor of the Entity* specified under section 143(10) of the Companies Act, 2013. This standard requires that we plan and perform the review to obtain moderate assurance as to whether the financial results are free of material misstatement. A review is limited primarily to inquiries of company personnel and analytical procedures applied to financial data and thus provides less assurance than an audit. We have not performed an audit and accordingly, we do not express an audit opinion.

Based on our review conducted as above, nothing has come to our attention that causes us to believe that the accompanying statement of unaudited standalone financial results prepared in accordance with applicable accounting standards i.e. Ind AS prescribed under Section 133 of the Companies Act, 2013 and other recognised accounting practices and policies has not disclosed the information required to be disclosed in terms of Regulation 33 of the Listing Regulations including the manner in which it is to be disclosed, or that it contains any material misstatement.

for BSR & Co. LLP

Chartered Accountants

Firm registration number: 101248W/W-100022



Arjun Ramesh

Partner

Membership No.: 218495

Place: Bengaluru

Date: 10 August 2018

BSR & Co. is a partnership firm with
Registration No. BA61223) converted into
BSR & Co. LLP is Limited Liability Partnership
with LLP Registration No. AAB-81811
with effect from October 14, 2013

Registered Office:
5th Floor, Ledge Excelus
Apollo Mills Compound
N. M. Joshi Marg, Mahataktshou
Mumbai 400 011

DYNAMATIC TECHNOLOGIES LIMITED
CIN: L72200KA1973PLC002308
DYNAMATIC PARK, PEENYA, BENGALURU-560 058, INDIA

PART I - Statement of unaudited standalone financial results for the quarter ended 30 June 2018

(Rs in lacs, except as otherwise stated)

Sl. No.	Particulars	Quarter ended		Year ended	
		30 June 2018 (Unaudited)	31 March 2018 (Refer note 3)	30 June 2017 (Unaudited)	31 March 2018 (Audited)
	Continuing operations				
1	Income				
	a) Revenue from operations	13,987	14,194	9,755	48,832
	b) Other income	317	212	117	647
	Total income (a+b)	14,304	14,406	9,872	49,479
2	Expenses				
	a) Cost of raw materials and components consumed	6,526	6,801	4,660	22,311
	b) Changes in inventories of finished goods and work-in-progress	303	(261)	(692)	(154)
	c) Excise duty	-	-	440	440
	d) Employee benefits expense	1,766	1,922	1,570	7,179
	e) Finance costs	1,591	1,701	1,532	6,328
	f) Depreciation and amortisation expense	505	468	484	1,964
	g) Other expenses	2,277	2,394	2,326	9,206
	Total expenses (a+b+c+d+e+f+g)	12,968	13,025	10,320	47,274
3	Profit/ (loss) before exceptional items and tax (1 - 2)	1,336	1,381	(448)	2,205
4	Exceptional item	-	-	-	-
5	Profit/ (loss) before tax (3 - 4)	1,336	1,381	(448)	2,205
6	Tax expense/ (credit)				
	a) Current tax	604	803	-	632
	b) Deferred tax	(137)	(389)	-	62
	Total tax, net (a+b)	467	414	-	694
7	Profit/ (loss) for the period from continuing operations (5 - 6)	869	967	(448)	1,511
	Discontinued operations (refer note 6)				
8	Loss from discontinued operations	(88)	(508)	(409)	(1,652)
9	Tax expense/ (credit)	(31)	(152)	-	(520)
10	Loss from discontinued operations after taxes (8-9)	(57)	(356)	(409)	(1,132)
11	Profit/ (loss) for the period (7 + 10)	812	611	(857)	379
12	Other comprehensive income				
	<i>Items that will not be reclassified to profit or loss</i>				
	Remeasurement of defined benefit plans	(55)	9	(80)	(217)
	Income tax relating to items that will not be reclassified to profit or loss	19	(3)	-	75
	Other comprehensive income for the period, net of tax	(36)	6	(80)	(142)
13	Total comprehensive income for the period (11 + 12)	776	617	(937)	237
14	Paid-up equity share capital (face value of Rs 10 each)	634	634	634	634
15	Reserves				47,954
16	Earnings per share				
	Earnings per share (for continuing operations)	(not annualised)	(not annualised)	(not annualised)	(annualised)
	Basic (Rs)	13.71	15.25	(7.07)	23.83
	Diluted (Rs)	13.71	15.25	(7.07)	23.83
	Earnings per share (for discontinued operations)				
	Basic (Rs)	(0.90)	(5.62)	(6.45)	(17.85)
	Diluted (Rs)	(0.90)	(5.62)	(6.45)	(17.85)
	Earnings per equity share (for continuing and discontinued operations)				
	Basic (Rs)	12.81	9.64	(13.52)	5.98
	Diluted (Rs)	12.81	9.64	(13.52)	5.98



DYNAMATIC TECHNOLOGIES LIMITED
CIN: L72200KA1973PLC002308
DYNAMATIC PARK, PEENYA, BENGALURU-560 058, INDIA

Annexure - IV: Statement of standalone segment wise revenue, results, assets and liabilities for the quarter ended 30 June 2018

(Rs in lacs, except as otherwise stated)

Sl. No.	Particulars	Quarter ended			Year ended
		30 June 2018 (Unaudited)	31 March 2018 (Refer note 3)	30 June 2017 (Unaudited)	31 March 2018 (Audited)
1	Segment revenue				
	a) Hydraulics	6,263	6,058	4,923	22,354
	b) Aerospace and Defence	7,404	7,815	4,579	25,251
	c) Others	320	321	253	1,227
	Revenue from operations (continuing operations)	13,987	14,194	9,755	48,832
	d) Automotive and Aluminum castings (discontinued operations) (refer note 6)	1,974	1,911	2,105	8,063
	Total Revenue from operations (continuing and discontinued operations)	15,961	16,105	11,860	56,895
2	Segment results [profit / (loss) before finance costs, exceptional items, other income and tax from each segment]				
	a) Hydraulics	628	823	388	2,273
	b) Aerospace and Defence	2,044	2,126	748	6,020
	c) Others	(62)	(79)	(169)	(407)
	Total (continuing operations)	2,610	2,870	967	7,886
	d) Automotive and Aluminum castings (discontinued operations) (refer note 6)	(88)	(508)	(409)	(1,652)
	Total (continuing and discontinued operations)	2,522	2,362	558	6,234
	Unallocable				
	- Finance costs	1,591	1,701	1,532	6,328
	- Exceptional expense	-	-	-	-
	- Other income	317	212	117	647
	Profit before tax (continuing and discontinued operations)	1,248	873	(857)	553
3	Segment assets				
	a) Hydraulics	13,769	14,183	12,360	14,183
	b) Aerospace and Defence	39,233	39,651	36,535	39,651
	c) Others	2,756	2,564	1,861	2,564
	d) Automotive and Aluminum castings (discontinued operations) (refer note 6)	15,976	15,936	15,616	15,936
	e) Unallocated	56,567	56,451	64,240	56,451
	Total	128,301	128,785	130,612	128,785
4	Segment liabilities				
	a) Hydraulics	6,915	7,254	5,281	7,254
	b) Aerospace and Defence	5,404	5,649	4,569	5,649
	c) Others	725	378	301	378
	d) Automotive and Aluminum castings (discontinued operations) (refer note 6)	3,967	4,486	4,487	4,486
	e) Unallocated	61,926	62,430	58,822	62,430
	Total	78,937	80,197	73,460	80,197



DYNAMATIC TECHNOLOGIES LIMITED
CIN: L72200KA1973PLC002308
DYNAMATIC PARK, PEENYA, BENGALURU-560 058, INDIA

Unaudited standalone financial results for the quarter ended 30 June 2018

Notes:

1. The above Statement of unaudited standalone financial results ('the Statement') of the Dynamatic Technologies Limited ('the Company') for the quarter ended 30 June 2018 has been reviewed by the Audit Committee in their meeting held on 9 August 2018 and thereafter approved by the Board of Directors in their meeting held on 10 August 2018.
2. The figures for the quarter ended 30 June 2018 was subjected to "Limited Review" by Statutory Auditors of the Company. The review report of the Statutory Auditors is being filed with Bombay Stock Exchange ("BSE") and National Stock Exchange ("NSE") and is also available on the Company's website at www.dynamatics.com.
3. The figures for the quarter ended 31 March 2018 are the balancing figures between the audited figures in respect of the full previous financial year and the published year to date figures upto the end of the third quarter of the previous financial year.
4. Pursuant to the provisions of the SEBI (Listing obligations and Disclosure Requirements) Regulations, 2015, the Management has decided to publish unaudited consolidated financial results in the newspapers. However, the unaudited standalone financial results of the Company will be made available on the Company's website www.dynamatics.com and also on the website of BSE (www.bseindia.com) and NSE (www.nseindia.com).
5. Based on the "management approach" as defined in Ind AS 108 - Operating Segments, the Chief Operating Decision Maker evaluates the Company performance and allocates resources based on an analysis of various performance indicators by business segments. Accordingly, information has been presented along with these business segments viz., Hydraulics, Aerospace and Defence, Automotive and Aluminum Castings and Others. The accounting principles used in the preparation of these financial results are consistently applied to record revenue and expenditure in individual segments.
6. **Discontinued operations**

During the previous year ended 31 March 2018, the Board of Directors of the Company vide its meeting dated 28 February 2018 has approved the divestment of "Automotive and Aluminum Castings" segment of the Company.

During the current quarter, the Company has obtained the Shareholders' approval and has disclosed the net assets of Automotive and Aluminum Castings" segment as "Asset held for sale". As the "asset held for sale" represent a segment in the standalone financial results of the Company, the same has been disclosed as "Discontinued operations" in accordance with Ind AS 105.

The Company is required to measure the "Asset held for sale" at its carrying amount or the fair value less costs to sale, which is lower. As the fair value is higher than the carrying value, the "asset held for sale" is measured at carrying value (refer Annexure IV of this Statement).

The disclosure information for the discontinued operations are as follows:

(Rs in lacs)


Particulars	Quarter ended			Year ended
	30 June 2018	31 March 2018	30 June 2017	31 March 2018
Total Revenue (A)	1,974	1,911	2,105	8,063
Total expenses (B)	2,062	2,419	2,514	9,715
Loss before tax (C=A-B)	(88)	(508)	(409)	(1,652)
Tax credit (D)	(31)	(152)	-	(520)
Loss from discontinued operations (C-D)	(57)	(356)	(409)	(1,132)




Notes (continued)

7. Effective 1 April 2018, the Company has adopted Ind AS 115 "Revenue from Contracts with Customers" using the cumulative effect method. The standard is applied retrospectively only to contracts that were not completed as at the date of 1 April 2018 and the comparative information is not restated in the unaudited standalone financial results. The adoption of the standard did not have any material impact to the unaudited financial results of the Company
8. The Board of Directors of the Company have approved a payment of interim dividend of 20% (Rs 2/- per equity share of the face value is Rs 10) for the quarter ended 30 June 2018.

for and on behalf of Board of Directors of
Dynamatic Technologies Limited


Udayant Malhoutra
CEO and Managing Director



Place: Bengaluru
Date: 10 August 2018



B S R & Co. LLP

Chartered Accountants

Maruthi Info-Tech Centre
11-12/1, B Block, 2nd Floor
Inner Ring Road, Koramangala
Bangalore 560 071 India

Telephone +91 80 7134 7000
Fax +91 80 7134 7999

Limited review report on unaudited quarterly consolidated financial results of Dynamatic Technologies Limited Pursuant to the Regulation 33 of the Securities and Exchange Board of India (SEBI) (Listing Obligations and Disclosure Requirements) Regulations, 2015

To
The Board of Directors of Dynamatic Technologies Limited

We have reviewed the accompanying statement of unaudited consolidated financial results ("the Statement") of Dynamatic Technologies Limited ("the Company"), and its subsidiaries (collectively referred to as "the Group") as listed in Annexure 1 for the quarter ended 30 June 2018 attached herewith, being submitted by the Company pursuant to the requirements of Regulation 33 of the Securities and Exchange Board of India (Listing Obligations and Disclosure Requirements) Regulations, 2015 ('Listing Regulations'). Attention is drawn to the fact that the figures for the 3 months ended 31 March 2018 as reported in these financial results are the balancing figures between audited figures in respect of the full previous financial year and the published year to date figure up to the third quarter of the previous financial year. The figures up to the end of the third quarter of previous financial year had only been reviewed and not subjected to audit.

This Statement is the responsibility of the Company's Management and has been approved by the Board of Directors in their meeting held on 10 August 2018. Our responsibility is to issue a report on these statement based on our review.

We conducted our review in accordance with the Standard on Review Engagement (SRE) 2410, 'Review of Interim Financial Information Performed by the Independent Auditors of the Entity' specified under Section 143(10) of the Companies Act 2013. This standard require that we plan and perform the review to obtain moderate assurance about whether the consolidated financial results are free of material misstatements. A review is limited primarily to inquiries of company personnel and analytical procedures applied to financial data and thus provide less assurance than an audit. We have not performed an audit and accordingly, we do not express an audit opinion.

- a. We did not review the financial results of five subsidiaries incorporated outside India whose financial results reflect total revenues (including other income) of INR 21,917 lacs for the quarter ended on 30 June 2018, as considered in this Statement. The financial results of these subsidiaries have been prepared in accordance with the accounting principles generally accepted in their respective countries. The Company's Management has converted the financial results of these subsidiaries located outside India from accounting principles generally accepted in their respective countries to accounting principles generally accepted in India. This has been done on the basis of a reporting package prepared by the Company which covers accounting requirements applicable to the Statement under the generally accepted accounting principles in India. The reporting packages made for this purpose have been reviewed by the other auditors and reports for consolidation purposes of those other auditors have been furnished to us. Our opinion on the Statement, in so far as it relates to the financial results of such subsidiaries located outside India is based solely on the aforesaid review reports of these other auditors.



- b. We did not review the financial results of three subsidiaries, whose financial results reflect total revenues (including other income) of INR 22 lacs for the quarter ended on 30 June 2018, as considered in this Statement. These financial results are unaudited and have been furnished to us by the Management and our opinion on the Statement, in so far as it relates to the amounts included in respect of these subsidiaries, is based solely on such unaudited financial results. In our opinion and according to the information and explanations given to us by the Management, these financial results are not material to the Group.


Our conclusion on the Statement is not modified in respect of the above matters with respect to the reports of the other auditors and the financial results certified by the Management.

Based on our review conducted as above, nothing has come to our attention that causes us to believe that the accompanying Statement prepared in accordance with applicable accounting standards i.e. Ind AS prescribed under Section 133 of the Companies Act, 2013 and other recognized accounting practices and policies has not disclosed the information required to be disclosed in terms of Regulation 33 of the Listing Regulations including the manner in which it is to be disclosed, or that it contains any material misstatement.

for B S R & Co. LLP

Chartered Accountants

Firm registration number: 101248W/W-100022



Arjun Ramesh

Partner

Membership No.: 218495

Place: Bengaluru

Date: 10 August 2018

Annexure 1: List of entities consolidated as at 30 June 2018

Nature	S.no	Entity name
Subsidiaries	1	JKM Research Farm Limited
	2	JKM Global Pte Ltd
	3	Dynatomic Limited, UK
	4	Yew Tree Investments Limited, UK
	5	Dynatomic US LLC
	6	JKM Erla Automotive Limited
	7	JKM Automotive Limited
	8	JKM Erla Holdings GmbH, Germany
	9	Eisenwerk Erla GmbH, Germany
	10	JKM Ferrotech Limited

(Handwritten mark)



DYNAMATIC TECHNOLOGIES LIMITED
CIN: L72200KA1973PLC002308
DYNAMATIC PARK, PEENVA, BENGALURU-560 058, INDIA

PART I - Statement of unaudited consolidated financial results for the quarter ended 30 June 2018

(Rs in lacs, except as otherwise stated)

Sl. No.	Particulars	Quarter ended			Year ended
		30 June 2018 (Unaudited)	31 March 2018 (Refer note 3)	30 June 2017 (Unaudited)	31 March 2018 (Audited)
	Continuing operations				
1	Income				
	a) Revenue from operations	37,900	37,203	30,251	132,779
	b) Other income	477	103	233	578
	Total income (a+b)	38,377	37,306	30,484	133,357
2	Expenses				
	a) Cost of raw materials and components consumed	21,853	19,965	16,123	67,384
	b) Changes in inventories of finished goods and work-in-progress	(1,992)	(1,544)	(1,064)	(143)
	c) Excise duty	-	-	670	670
	d) Employee benefits expense	6,455	6,313	5,653	23,839
	e) Finance costs	1,871	1,979	1,824	7,442
	f) Depreciation and amortisation expense	1,289	1,079	1,176	4,733
	g) Other expenses	7,442	7,694	6,483	27,049
	Total expenses (a+b+c+d+e+f+g)	36,918	35,486	30,865	130,974
3	Profit/ (loss) before exceptional items and tax (1 - 2)	1,459	1,820	(381)	2,383
4	Exceptional item	-	-	-	-
5	Profit/ (loss) before tax (3 - 4)	1,459	1,820	(381)	2,383
6	Tax expense/ (credit)				
	a) Current tax	785	919	156	1,141
	b) Deferred tax	(159)	(343)	-	38
	Total tax, net (a+b)	626	576	156	1,179
7	Profit/ (loss) for the period from continuing operations (5 - 6)	833	1,244	(537)	1,204
	Discontinued operations (refer note 7)				
8	Loss from discontinued operations	(88)	(508)	(409)	(1,652)
9	Tax expenses/ (credit)	(31)	(152)	-	(520)
10	Loss from discontinued operations after taxes (8-9)	(57)	(356)	(409)	(1,132)
11	Profit/ (loss) for the period (7 + 10)	776	888	(946)	72
12	Other comprehensive income				
	<i>(i) Items that will not be reclassified to profit or loss</i>				
	Remeasurement of defined benefit plans	(55)	12	(81)	(214)
	Income tax relating to items that will not be reclassified to profit or loss	19	(4)	-	75
	<i>(ii) Items that will be reclassified to profit or loss</i>				
	Exchange differences in translating financial statements	(477)	1,475	628	2,365
	Other comprehensive income for the period, net of tax	(513)	1,483	547	2,226
13	Total comprehensive income for the period (11 + 12)	263	2,371	(399)	2,298
14	Paid-up equity share capital (face value of Rs 10 each)	634	634	634	634
15	Reserves	-	-	-	30,750
16	Earnings per share				
	Earnings per share (for continuing operations)	(not annualised)	(not annualised)	(not annualised)	(annualised)
	Basic (Rs)	13.13	19.62	(8.47)	18.99
	Diluted (Rs)	13.13	19.62	(8.47)	18.99
	Earnings per share (for discontinued operations)				
	Basic (Rs)	(0.90)	(5.62)	(6.45)	(17.85)
	Diluted (Rs)	(0.90)	(5.62)	(6.45)	(17.85)
	Earnings per equity share (for continuing and discontinued operations)				
	Basic (Rs)	12.23	14.00	(14.92)	1.14
	Diluted (Rs)	12.23	14.00	(14.92)	1.14



DYNAMATIC TECHNOLOGIES LIMITED
CIN: L72200KA1973PLC002308
DYNAMATIC PARK, PEENYA, BENGALURU-560 058, INDIA

Annexure - IV: Statement of consolidated segment wise revenue, results, assets and liabilities for the quarter ended 30 June 2018

(Rs in lacs, except as otherwise stated)

Sl. No.	Particulars	Quarter ended		Year ended	
		30 June 2018 (Unaudited)	31 March 2018 (Refer note 3)	30 June 2017 (Unaudited)	31 March 2018 (Audited)
1	Segment revenue				
	a) Hydraulics	8,841	8,673	6,866	31,549
	b) Aerospace and Defence	11,157	10,099	7,051	35,636
	c) Automotive and Aluminum castings (continuing operations)	17,899	18,428	16,323	65,558
	d) Others	3	3	11	36
	Revenue from continuing operations	37,900	37,203	30,251	132,779
	e) Automotive and aluminium castings (discontinued operations) (refer note 7)	1,974	1,911	2,105	8,063
	Total revenue from operations (continuing and discontinued operations)	39,874	39,114	32,356	140,842
2	Segment results [profit / (loss) before finance costs, exceptional items, other income and tax from each segment]				
	a) Hydraulics	549	957	342	2,732
	b) Aerospace and Defence	2,386	2,244	941	6,816
	c) Automotive and Aluminum castings (continuing operations)	341	969	396	1,530
	d) Others	(423)	(474)	(469)	(1,831)
	Total from continuing operations	2,853	3,696	1,210	9,247
	e) Automotive and aluminium castings (discontinued operations) (refer note 7)	(88)	(508)	(409)	(1,652)
	Total (continuing and discontinued operations)	2,765	3,188	801	7,595
	Unallocable				
	- Finance costs	1,871	1,979	1,824	7,442
	- Exceptional expense	-	-	-	-
	- Other income	477	103	233	578
	Profit before tax (continuing and discontinued operations)	1,371	1,312	(790)	731
3	Segment assets				
	a) Hydraulics	24,039	24,269	21,302	24,269
	b) Aerospace and Defence	53,540	52,218	48,786	52,218
	c) Automotive and Aluminum castings (continuing operations)	41,645	42,010	40,973	42,010
	d) Others	4,366	1,155	3,050	1,155
	e) Unallocated	3,852	6,306	3,205	6,306
	Segment assets from continuing operations	127,442	125,958	117,316	125,958
	f) Automotive and Aluminum castings (discontinued operations)	15,976	15,936	15,616	15,936
	Segment assets (continuing and discontinued operations)	143,418	141,894	132,932	141,894
4	Segment liabilities				
	a) Hydraulics	9,143	8,771	7,316	8,771
	b) Aerospace and Defence	7,145	7,044	6,222	7,044
	c) Automotive and Aluminum castings (continuing operations)	16,616	15,158	11,632	15,158
	d) Others	721	390	389	390
	e) Unallocated	74,517	74,661	20,520	74,661
	Segment liabilities from continuing operations	108,142	106,024	46,079	106,024
	f) Automotive and Aluminum castings (discontinued operations)	3,967	4,486	4,487	4,486
	Segment liabilities (continuing and discontinued operations)	112,109	110,510	50,566	110,510



DYNAMATIC TECHNOLOGIES LIMITED
DYNAMATIC PARK, PEENYA, BENGALURU-560 058, INDIA

Unaudited consolidated financial results for the quarter ended 30 June 2018

Notes:

1. The above statement of consolidated financial results ("the Statement") of Dynamatic Technologies Limited ("the Company") and its subsidiaries [collectively known as "the Group"], are prepared in accordance with applicable accounting standards i.e., Ind AS prescribed under Section 133 of the Companies Act, 2013 read with relevant rules thereunder and in terms of Regulation 33 of SEBI (Listing Obligation and Disclosure Requirements) regulations, 2015. The consolidated figures above includes figures of the subsidiaries as mentioned in Appendix 1 to this notes.
2. The Statement of the Group for the quarter ended 30 June 2018 has been reviewed by the Audit Committee in their meeting held on 9 August 2018 and thereafter approved by the Board of Directors in their meeting held on 10 August 2018. The figures for the quarter ended 30 June 2018 was subjected to "Limited Review" by the Statutory Auditors of the Company. The review report of the Statutory Auditors is being filed with the Bombay Stock Exchange ("BSE") and the National Stock Exchange ("NSE") and is also available on the Company's website at www.dynamatics.com.
3. The consolidated figures for the quarter ended 31 March 2018 are the balancing figures between the audited figures in respect of the full previous financial year and the published year to date figures upto the end of the third quarter of the previous financial year which were subjected to limited review by the Statutory Auditors of the Company.
4. Pursuant to the provisions of the SEBI (Listing Obligations and Disclosure Requirements) Regulations, 2015, the Management has decided to publish unaudited consolidated financial results in the newspapers. However, the unaudited standalone financial results of the Company will be made available on the Company's website at www.dynamatics.com and also on the websites of BSE (www.bseindia.com) and NSE (www.nseindia.com).
5. Based on the "Management approach" as defined in Ind AS 108 - Operating Segments, the Chief Operating Decision Maker evaluates the Group performance and allocates resources based on an analysis of various performance indicators by business segments. Accordingly, information has been presented along with these business segments viz. Hydraulics, Aerospace, Automotive and Aluminum Castings and Defence and Others. The accounting principles used in the preparation of these financial results are consistently applied to record revenue and expenditure in individual segments.
6. Effective 1 April 2018, the Group has adopted Ind AS 115 "Revenue from Contracts with Customers" using the cumulative effect method. The standard is applied retrospectively only to contracts that were not completed as at the date of 1 April 2018 and the comparative information is not restated in the unaudited consolidated financial results. The adoption of the standard did not have any material impact to the unaudited consolidated financial results of the Group.
7. **Discontinued operations**

During the previous year ended 31 March 2018, the Board of Directors of the Company vide its meeting dated 28 February 2018 has approved the divestment of "Automotive and Aluminum Castings" segment as appearing in the standalone financial results of the Company.

During the current quarter, the Company has obtained the Shareholders' approval and has disclosed the net assets of Automotive and Aluminum Castings" of standalone segment as "Asset held for sale" As the "asset held for sale" represent a segment in the standalone financial results of the Company and qualifies to be a cash generating unit, the same has been disclosed as "Discontinued operations" in accordance with Ind AS 105.

The Company is required to measure the "Asset held for sale" at its carrying amount or the fair value less costs to sale, which is lower. As the fair value is higher than the carrying value, the "asset held for sale" is measured at carrying value (refer Annexure IV of this Statement).



Discontinued operations (continued)

The disclosure information for the discontinued operations are as follows:

(Rs in lacs)

Particulars	Quarter ended			Year ended
	30 June 2018	31 March 2018	30 June 2017	31 March 2018
Total revenue (A)	1,974	1,911	2,105	8,063
Total expenses (B)	(2,062)	(2,419)	(2,514)	(9,715)
Loss before tax (C=A+B)	(88)	(508)	(409)	(1,652)
Tax credit (D)	(31)	(152)	-	(520)
Loss from discontinued operations (C-D)	(57)	(356)	(409)	(1,132)



8. The Board of Directors of the Company have approved a payment of interim dividend of 20% (Rs 2/- per equity share of the face value is Rs 10) for the quarter ended 30 June 2018.

9. Additional information on standalone financial results:

(Rs in lacs)

Particulars	Quarter ended			Year ended
	30 June 2018	31 March 2018	30 June 2017	31 March 2018
	(Unaudited)	(Refer note 3)	(Unaudited)	(Audited)
a. Revenue from continuing operations	13,987	14,194	9,755	48,832
b. Profit / (loss) before tax from continuing operations	1,336	1,381	(448)	2,205
c. Profit / (loss) after tax from continuing operations	869	967	(448)	1,511
d. Loss before tax from discontinued operations	(88)	(508)	(409)	(1,652)
e. Loss after tax from discontinued operations	(57)	(356)	(409)	(1,132)
f. Total comprehensive income	776	617	(937)	237

for and on behalf of Board of Directors of
Dynamatic Technologies Limited

Udayant Malhoutra
CEO and Managing Director



Place: Bengaluru

Date: 10 August 2018

Notes (continued)

Appendix- 1

Nature	S.no	Entity name
Subsidiaries	1	JKM Research Farm Limited
	2	JKM Global Pte Ltd
	3	Dynatomic Limited, UK
	4	Yew Tree Investments Limited, UK
	5	Dynatomic US LLC
	6	JKM Erla Automotive Limited
	7	JKM Automotive Limited
	8	JKM Erla Holdings GmbH, Germany
	9	Eisenwerk Erla GmbH, Germany
	10	JKM Ferrotech Limited

