

7th August, 2018

The General Manager,
Corporate Relationship Dept.,
BSE limited,
1st Floor, New Trading Ring,
Rotunda Building,
P.J. Towers, Dalal Street, Fort,
Mumbai-400 001

The Secretary,
National Stock Exchange of India Ltd.,
Exchange plaza, 5th Floor,
Bandra-Kurla Complex,
Bandra (E), Mumbai-400 051


Sub: Investor update for the Q1'FY19.

Dear Sir,
Please find enclosed herewith Investor update of Somany Ceramics Ltd. highlighting the performance of the Company during the quarter ended on 30th June, 2018.

You are requested to take this information on your record.

Thanking you,

Yours faithfully,
For Somany Ceramics Limited


Ambrish Julka
DGM (Legal) and Company Secretary
M No.: 4484

Encl: as above





IT'S NOT
ONLY
ABOUT
THE TILE

SOMANY CERAMICS LTD.
Investor Update - Q1'FY19

August 7, 2018

This presentation and the accompanying slides (the “Presentation”), which have been prepared by Somany Ceramics Ltd (the “Company”), have been prepared solely for information purposes and do not constitute any offer, recommendation or invitation to purchase or subscribe for any securities, and shall not form the basis or be relied on in connection with any contract or binding commitment whatsoever. No offering of securities of the Company will be made except by means of a statutory offering document containing detailed information about the Company.

This Presentation has been prepared by the Company based on information and data which the Company considers reliable, but the Company makes no representation or warranty, express or implied, whatsoever, and no reliance shall be placed on, the truth, accuracy, completeness, fairness and reasonableness of the contents of this Presentation. This Presentation may not be all inclusive and may not contain all of the information that you may consider material. Any liability in respect of the contents of, or any omission from, this Presentation is expressly excluded.

This presentation contains certain forward looking statements concerning the Company’s future business prospects and business profitability, which are subject to a number of risks and uncertainties and the actual results could materially differ from those in such forward looking statements. The risks and uncertainties relating to these statements include, but are not limited to, risks and uncertainties regarding fluctuations in earnings, our ability to manage growth, competition (both domestic and international), economic growth in India and abroad, ability to attract and retain highly skilled professionals, time and cost over runs on contracts, our ability to manage our international operations, government policies and actions regulations, interest and other fiscal costs generally prevailing in the economy. The Company does not undertake to make any announcement in case any of these forward looking statements become materially incorrect in future or update any forward looking statements made from time to time by or on behalf of the Company.

Reported sales of INR 360 crores in Q1'FY19, a growth of 18% on like to like basis over corresponding quarter last year. Topline growth is driven by volume. PBT and PAT margins stood at 3.6% and 2.3% respectively.

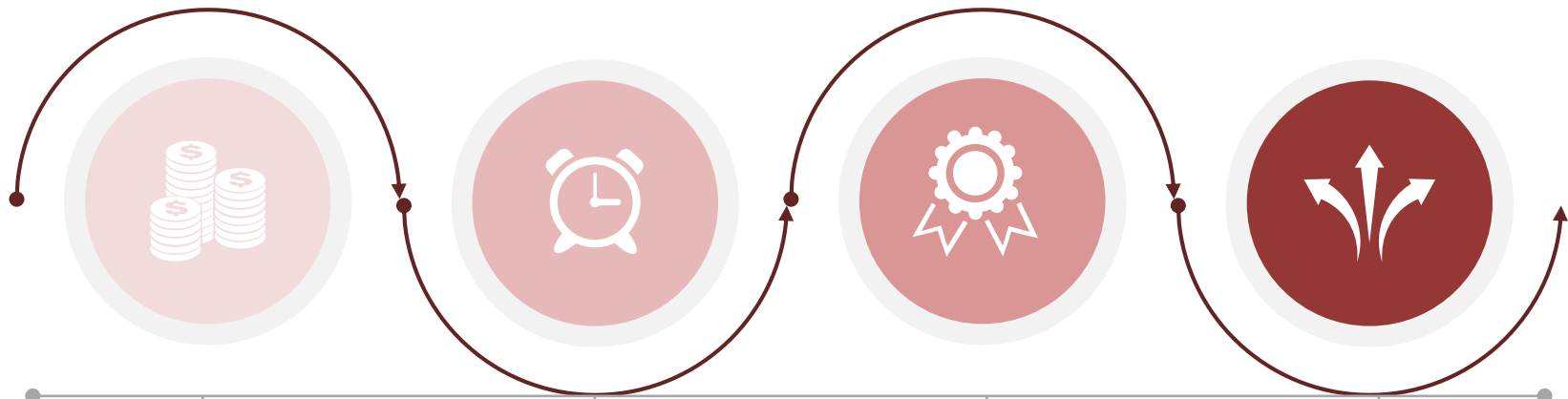
Our strategy of strengthening our Brand in BATHWARE Segment (Sanitaryware and Bath fittings) is showing results on expected lines. This segment grew by 75% during the quarter and contributed 10% to overall sales in Q1'FY19.

Effective cost control helped to mitigate the increasing gas prices. Haryana government decision to cut VAT rate on natural gas from 13.13% to 6.0% has provided some relief in the twin pressures of increasing gas prices and USD.

Enhanced the glazed vitrified tile (GVT) product portfolio further by launching three new larger sizes (800x2400, 1200x2400 and 1200x1200) in *Duragres Max* series.

Better enforcement of GST and E-Way Bill will be key towards achieving accelerated growth of the Sector thus unleashing its true potential.

Expect growth to be back ended to H2'FY19; stable regulatory regime and increased Government spends should aid growth !!!



Capacity

- Tiles capacity at 55.29 msm p.a. (excluding outsourcing tie ups)
- Sanitaryware capacity of 1.15 mn pcs p.a.
- Bath fittings capacity at 0.65 mn pcs p.a.

Financial Snapshot

- Gross Sales of Rs. 360.15 cr in Q1'FY19
- PBT and PAT stood at Rs. 13.05 cr and 8.38 cr respectively for Q1'FY19

Sales Mix

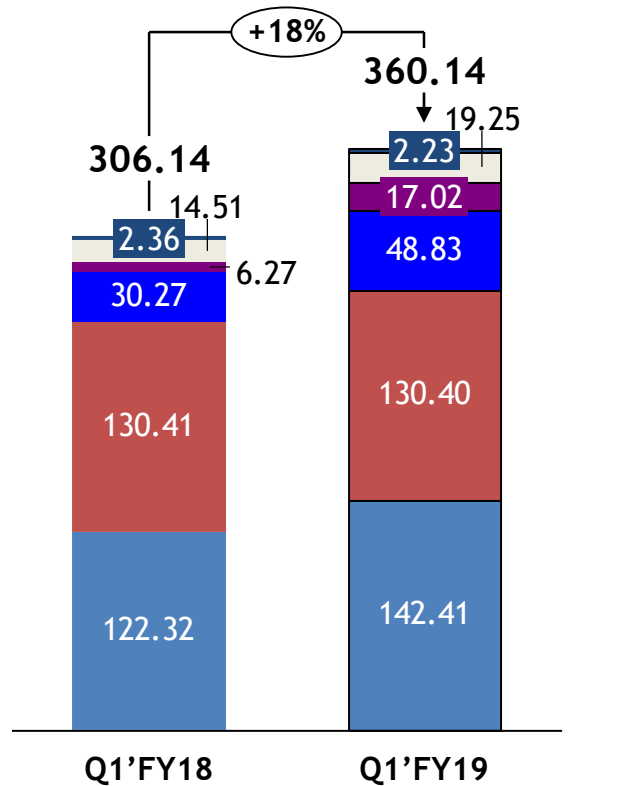
- Q1'FY19 - Own manufacturing (40%), JVs (41%) & Others (19%)

Sales Volume

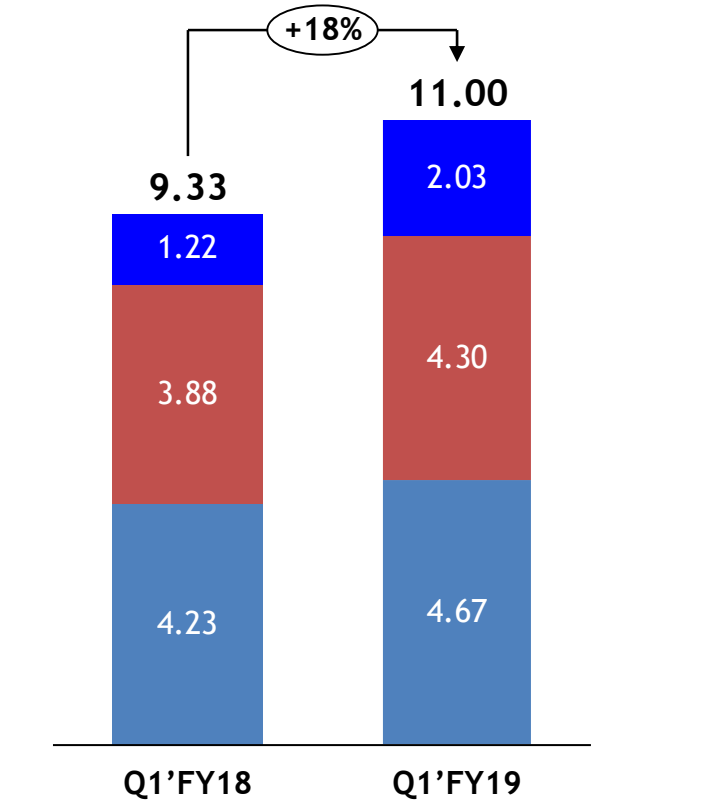
- Q1'FY19 tiles volume stood at 11.00 MSM against 9.33 MSM in Q1'FY18

Sales Performance (Value & Volume)

Value Performance*



Tiles Volume Performance



- Own Manufacturing - Tiles
- JV - Tiles
- Others - Tiles
- JV - Bathware
- Others - Bathware
- Others

Value Figures in Rs.cr and Volume Figures in MSM

*Sales figure of Q1'FY18 is recomputed on account of GST for like to like comparison

Access to Capacity

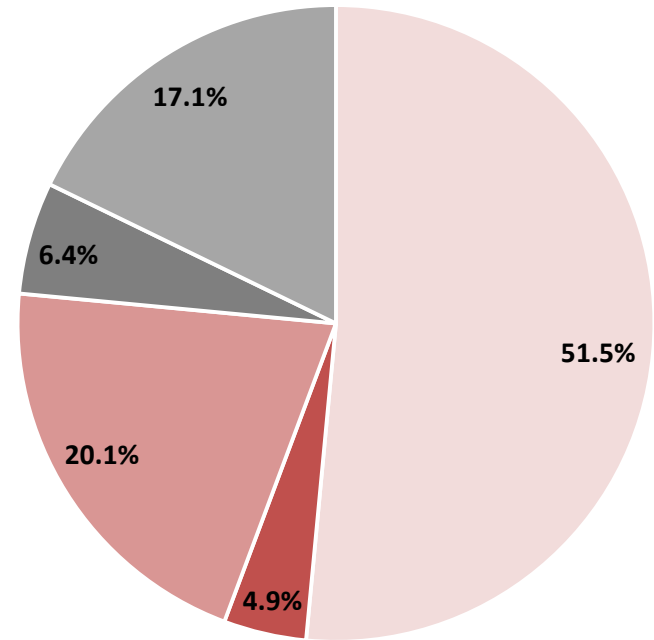
Own Plants (Tiles)	Location	Capacity (MSM p.a.)	Capacity Utilization in Q1'FY19	
Kassar	Haryana	19.63	81%	Own plant tile capacity of 26.28 MSM p.a.
Kadi	Gujarat	6.65	82%	
Subsidiary / Associate Plants (Tiles)	Equity Stake	Capacity (MSM p.a.)	Capacity Utilization in Q1'FY19	
Amora Tiles Pvt. Ltd.	51%	4.58	69%	Associates' / Subsidiaries' plant tile capacity of 29.01 MSM p.a.
Somany Fine Vitrified Pvt. Ltd.	51%	4.29	113%	
Amora Ceramics Pvt. Ltd.	51%	3.30	81%	
Vintage Tiles Pvt. Ltd.	50%	4.80	88%	
Acer Granito Pvt. Ltd.	26%	3.30	88%	
Commander Vitrified Pvt. Ltd.	26%	4.76	71%	
Vicon Ceramic Pvt. Ltd.	26%	3.98	99%	Outsourced capacity of ~9.00 MSM p.a.
Outsourced Tiles capacity with no equity stake ~9.00 MSM				
Subsidiary Plant (Sanitaryware)	Equity Stake	Capacity (mn pcs P.a.)	Capacity Utilization in Q1'FY19	
Somany Sanitary Ware Pvt. Ltd.	51%	1.15	73%	Sanitaryware capacity of 1.15 mn pcs p.a.
Subsidiary Plant (Bath Fitting)	Equity Stake	Capacity (mn pcs P.a.)	Capacity Utilization in Q1'FY19	
Somany Bath Fittings Pvt. Ltd.	51%	0.65	63%	Faucet capacity of 0.65 mn pcs p.a.

Profit & Loss – Q1'FY19

Particulars (Figures in Rs. Crs)	Standalone			Consolidated		
	Q1'FY19	Q1'FY18	Growth	Q1'FY19	Q1'FY18	Growth
Net Sales	360.15	328.11	9.8%	379.98	330.62	14.9%
EBIDTA	26.79	20.60	30.0%	36.16	31.09	16.3%
Depreciation	7.46	5.60	33.2%	11.03	8.72	26.5%
Finance cost	6.28	3.99	57.4%	11.58	9.13	26.8%
PBT Before Exceptional Item	13.05	11.01	18.5%	13.55	13.24	2.3%
Exceptional Items	0.00	1.70	-	0.00	1.70	-
Profit Before Tax	13.05	9.31	40.2%	13.55	11.54	17.4%
Tax expenses	4.67	3.30	41.5%	4.85	3.31	46.5%
Profit After Tax	8.38	6.01	39.4%	8.70	8.23	5.7%
Profit After Tax: Controlling Interest	-	-	-	8.51	6.91	23.2%
EPS (Rs.)	1.98	1.42	39.4%	2.01	1.63	23.2%

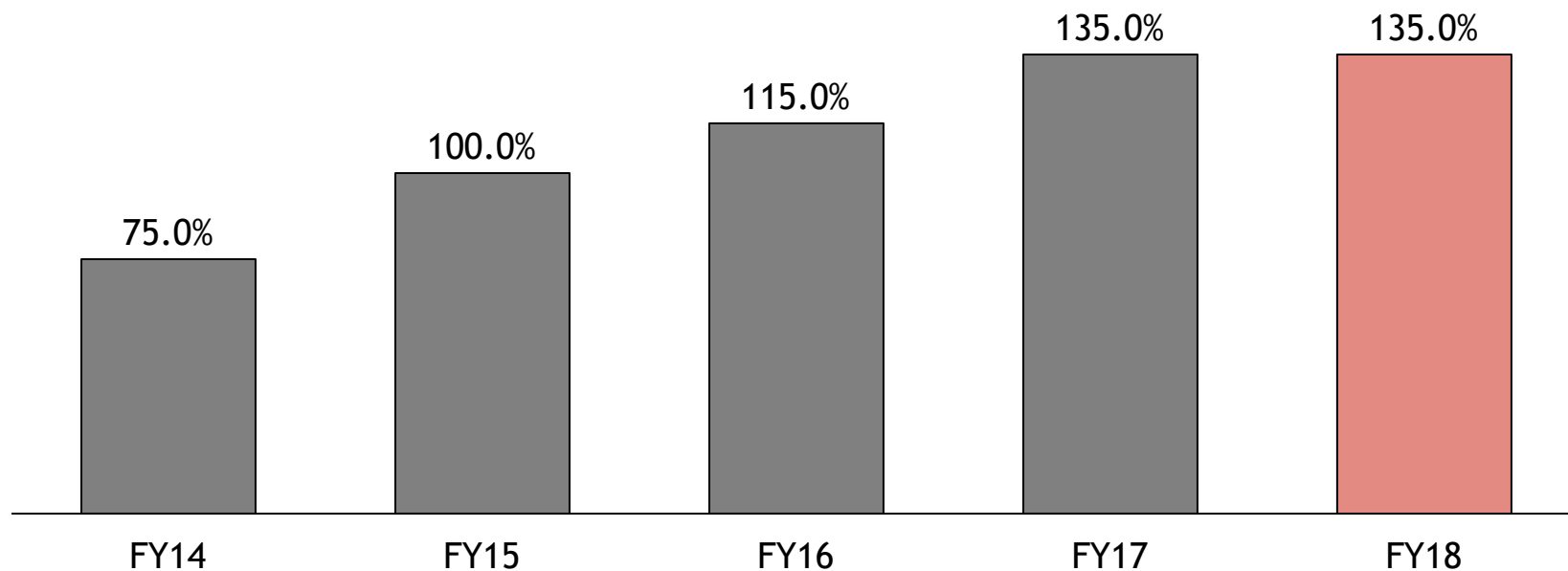
Shareholding as on 30th June 2018

Particulars	30 th June'2018	31 st March'2018
Promoters	51.5%	51.5%
FII	4.9%	4.2%
DII	20.1%	20.8%
Bodies Corporate	6.4%	5.7%
Others	17.1%	17.8%
Equity Shares	42,379,426	42,379,426



- Promoters
- DII
- Bodies Corporate
- Others
- FPI/FII

Dividend Track Record



Particulars (Rs.)	Mar'14	Mar'15	Mar'16	Mar'17	Mar'18
Consolidated Book Value Per Share	57.53	66.42	99.11	123.69	137.02
Consolidated Earning Per Share	8.25	11.94	16.25	23.15	16.62
Dividend Per Share	1.50	2.00	2.30	2.70	2.70

For further information, please contact:

Company :

Investor Relations Advisors :



SOMANY

SGA Strategic Growth Advisors

CIN - L40200WB1968PLC224116

CIN - U74140MH2010PTC204285

Mr. Kumar Sunit - Senior Manager(Finance)
corp.mis@somanytiles.co.in

Mr. Shogun Jain /Ms. Lekha Nahar
shogun.jain@sgapl.net / lekha.nahar@sgapl.net

www.somanyceramics.com

+91 7738377756 / +91 9892493770
www.sgapl.net