



RAW EDGE INDUSTRIAL SOLUTIONS LIMITED

AN ISO 9001:2015 & 14001:2015 CERTIFIED COMPANY

REGD. OFFICE:

47, GROUND FLOOR, CITI MALL,
NEW LINK ROAD, ANDHERI (W),
MUMBAI - 400053
M: +91 7226996805

CORPORATE OFFICE:

02, NAVKRUTI APPT., B/H. B.R. DESIGNS,
NR. LAL BUNGLOW, ATHWALINES,
SURAT - 395007.
M: +91 9724326805

Date: 21.08.2018

To,
BSE Limited
Phiroze Jeejeebhoy Towers,
Dalal Street,
Mumbai-400001

Dear Sir/Madam,

Sub: Audited Financial Result & Auditor's Report for the year ended as on 31st March, 2018.

Ref: Script Code: 541634

Pursuant to the Regulation 30 and 33 of SEBI (Listing Obligations & Disclosure Requirements) Regulations, 2015 we are enclosing herewith the audited financial result along with audit report which has been reviewed by the Audit Committee and approved by the Board at its meeting held today on 21st August, 2018.

The Board meeting commenced at 11.30 A.M. and concluded at 7:15P.M.

Kindly take the above information on record and oblige.

Thanking you,

Yours Faithfully,
For Raw Edge Industrial Solutions Limited


Jyoti Chitlangiya
Company Secretary



Encl: As above.

Your leading edge in raw materials

INDEPENDENT AUDITOR'S REPORT TO THE MEMBERS

The Members,
Raw Edge Industrial Solutions Ltd.
(Formally Known as Raw Edge Industrial Solutions Pvt. Ltd.)
Report on the Standalone Financial Statements

We have audited the accompanying standalone financial statements of **RAW EDGE INDUSTRIAL SOLUTIONS LIMITED (Formally Known as Raw Edge Industrial Solutions Pvt. Ltd.)** ('the Company'), which comprise the balance sheet as at 31st March 2018, the statement of profit and loss and the cash flow statement for the year then ended, and a summary of significant accounting policies and other explanatory information.

Management's Responsibility for the Standalone Financial Statements:

The Company's Board of Directors is responsible for the matters stated in Section 134(5) of the Companies Act, 2013 ("the Act") with respect to the preparation and presentation of these standalone financial statements that give a true and fair view of the financial position, financial performance and cash flows of the Company in accordance with the accounting principles generally accepted in India, including the Accounting Standards specified under Section 133 of the Act, read with Rule 7 of the Companies (Accounts) Rules, 2014. This responsibility also includes maintenance of adequate accounting records in accordance with the provisions of the Act for safeguarding the assets of the Company and for preventing and detecting frauds and other irregularities; selection and application of appropriate accounting policies; making judgments and estimates that are reasonable and prudent; and design, implementation and maintenance of adequate internal financial controls, that were operating effectively for ensuring the accuracy and completeness of the accounting records, relevant to the preparation and presentation of the financial statements that give a true and fair view and are free from material misstatement, whether due to fraud or error.

Auditor's Responsibility:

Our responsibility is to express an opinion on these financial statements based on our audit.

We have taken into account the provisions of the Act, the accounting and auditing standards and matters which are required to be included in the audit report under the provisions of the Act and the Rules made thereunder.

We conducted our audit in accordance with the Standards on Auditing specified under Section 143(10) of the Act. Those Standards require that we comply with ethical requirements and plan and perform the audit to obtain reasonable assurance about whether the financial statements are free from material misstatement.



INDEPENDENT AUDITOR'S REPORT TO THE MEMBERS

An audit involves performing procedures to obtain audit evidence about the amounts and the disclosures in the financial statements. The procedures selected depend on the auditor's judgment, including the assessment of the risks of material misstatement of the financial statements, whether due to fraud or error. In making those risk assessments, the auditor considers internal financial control relevant to the Company's preparation of the financial statements that give a true and fair view in order to design audit procedures that are appropriate in the circumstances. An audit also includes evaluating the appropriateness of the accounting policies used and the reasonableness of the accounting estimates made by the Company's Directors, as well as evaluating the overall presentation of the financial statements.

We believe that the audit evidence we have obtained is sufficient and appropriate to provide a basis for our audit opinion on the standalone financial statements.

Auditor's Opinion:

In our opinion and to the best of our information and according to the explanations given to us, the aforesaid standalone financial statements give the information required by the Act in the manner so required and give a true and fair view in conformity with the accounting principles generally accepted in India, of the state of affairs of the Company as at 31st March ,2018 and its profit and its cash flows for the year ended on that date

- (i) in the case of the Balance Sheet, of the state of affairs of the Company for the year ended on 31st March 2018;
- (ii) in the case of the Profit and Loss Account, of the profit/ loss for the year ended on 31st March 2018; and
- (iii) in the case of the Cash Flow Statement, of the cash flows for the period from 1st April, 2017 to 31st March 2018 on that date

Report on Other Legal and Regulatory Requirements:

- 1 As required by the Companies (Auditor's Report) Order, 2016 ("the Order") issued by the Central Government of India in terms of sub-section (11) of section 143 of the Act, we give in the Annexure A, a statement on the matters specified in the paragraph 3 and 4 of the order.
- 2 As required by section 143(3) of the Act, we report that :
 - (a) We have sought and obtained all the information and explanations which to the best of our knowledge and belief were necessary for the purposes of our audit.
 - (b) In our opinion proper books of account as required by law have been kept by the Company so far as it appears from our examination of those books;
 - (c) The balance sheet, the statement of profit and loss and the cash flow statement dealt with by this Report are in agreement with the books of account;



INDEPENDENT AUDITOR'S REPORT TO THE MEMBERS

- (d) In our opinion, the aforesaid standalone financial statements comply with the Accounting Standards specified under Section 133 of the Act, read with Rule 7 of the Companies (Accounts) Rules, 2014;
- (e) On the basis of the written representations received from the directors as on 31st January 2018 taken on record by the Board of Directors, none of the directors is disqualified as on 31st January 2018 from being appointed as a director in terms of Section 164 (2) of the Act;
- (f) With respect to the adequacy of the internal financial controls over financial reporting of the Company and the operating effectiveness of such controls, refer to our separate report in "Annexure B"; and
- (g) With respect to the other matters to be included in the Auditor's Report in accordance with Rule 11 of the Companies (Audit and Auditors) Rules, 2014, in our opinion and to the best of our information and according to the explanations given to us:
- (i) The Company has pending litigation before the appellate authorities of VAT for F.Y. 2009-2010.
- (ii) The Company did not have any long-term contracts including derivatives contracts for which there were any material foreseeable losses.
- (iii) There were no amounts which required to be transferred, to the Investor Education and Protection Fund by the Company.

For Pradeep K. Singhi & Associates
Chartered Accountants
FRN : 126027W




(Dhaval Kumar Maheta)
Partner
M. No. 120700

Place : Surat
Date : 21-08-2018

Raw Edge Industrial Solutions Ltd.
(Formally Known as Raw Edge Industrial Solutions Pvt. Ltd.)

As required by the Companies (Auditor's Report) Order, 2016 and according to the information and explanations given to us during the course of audit and on the basis of such checks as were considered appropriate, We report that :


ANNEXURE "A" TO THE AUDITORS REPORT

S. No.	Particulars	Auditors Remark
(i)	(a) Whether the company is maintaining proper records showing full particulars, including quantitative details and situation of fixed assets;	The Company has maintained proper records showing full particulars, including quantitative details and situation of fixed assets.
	(b) Whether these fixed assets have been physically verified by the management at reasonable intervals; whether any material discrepancies were noticed on such verification and if so, whether the same have been properly dealt with in the books of account;	According to the information and explanations given to us, the fixed assets have been physically verified by the management during the year at reasonable intervals. As explained to us, no material discrepancies were noticed as compared to the books records, on such physical verification.
	(c) Whether title deeds of immovable properties are held in the name of the company. If not, provide details thereof.	According to the information and explanations given to us, all the immovable properties are in the name of the company.
(ii)	Whether physical verification of inventory has been conducted at reasonable intervals by the management and whether any material discrepancies were noticed and if so, how they have been dealt with in the books of account;	As explained to us, inventory of the Company has been physically verified during the year by the management at regular intervals. No material discrepancies were noticed as compared to the books records, on such physical verification.
(iii)	Whether the company has granted any loans, secured or unsecured to companies, firms or other parties covered by clause (76) of Section 2 of the Companies Act, 2013. If so,	As per the information and explanations given to us, during the year the company has not granted loans, secured or unsecured, to companies, firms or other parties covered by clause (76) of Section 2 of the Companies Act, 2013.



Raw Edge Industrial Solutions Ltd.
(Formally Known as Raw Edge Industrial Solutions Pvt. Ltd.)

	(a) Whether the terms and conditions of the grant of such loans are not prejudicial to the company's interest;	N.A.
	(b) Whether receipt of the principal amount and interest are regular. If not provide details thereof; and	N.A.
	(c) If overdue amount is more than rupees five lakhs, whether reasonable steps have been taken by the company for recovery of the principal and interest;	N.A.
(iv)	In respect of loans, investments and guarantees, whether provisions of Section 185 and 186 of the Companies Act, 2013 have been complied with. If not, provide details thereof.	As per the information and explanations given to us, the company has complied provisions of Sec-185 & Sec-186 of the Companies Act, 2013.
(v)	In case the company has accepted deposits, whether the directives issued by the Reserve Bank of India and the provisions of sections 73 to 76 or any other relevant provisions of the Companies Act, 2013 and the rules framed thereunder, where applicable, have been complied with? If not, the nature of such contraventions be stated; If an order has been passed by Company Law Board or National Company Law Tribunal or Reserve Bank of India or any court or any other tribunal, whether the same has been complied with or not?	According to the information and explanations given to us, the Company has not accepted deposits from the public and the other security deposits accepted are not considered as deposits as per section 73 to 76. Accordingly, the provisions of Section 73 to 76 of the Companies Act, 2013 and rules framed thereunder have been complied with.
(vi)	Whether maintenance of cost records has been specified by the Central Government under sub-section (1) of section 148 of the Companies Act, 2013 and whether such accounts and records have been so made and maintained;	According to the information & explanation given to us, cost records has been maintained by the company as prescribed under sub section (1) of section 148 of the Companies Act, 2013.
(vii)	(a) whether the company is regular in depositing undisputed statutory dues including provident fund, employees' state insurance, income-tax, sales-Lax, , service tax, duty of customs, duty of excise, value added tax, and any other statutory dues with the appropriate authorities and if not, the extent of the arrears of outstanding statutory dues as at the last day of the financial year concerned for a period of more than six months from the date they became payable, shall be indicated by the auditor.	According to the information and explanations given to us and according to the records, the Company has generally been regular in depositing undisputed statutory dues with appropriate authorities during the year. According to the and explanations given to us, no undisputed amounts payable in respect of the aforesaid dues were outstanding as at 31st January 2018 for a period of more than six months from the date they became payable.



Raw Edge Industrial Solutions Ltd.
(Formally Known as Raw Edge Industrial Solutions Pvt. Ltd.)

	(b) Where dues of income tax or sales tax or service tax or duty of customs or duty of excise or value added tax have not been deposited on account of any dispute, then the amounts involved and the forum where dispute is pending shall be mentioned. (A mere representation to the concerned Department shall not be treated as a dispute).	According to the information and explanations given to us and the statutory examination of the records, there is disputed dues which have been deposited on account of Disputed matters pending before the appellate authorities of VAT for F.Y. 2009-2010.
(viii)	Whether the company has defaulted in repayment of dues to a financial institution or bank or debenture holders? If yes, the period and amount of default to be reported (in case of banks and financial institutions, lender wise details to be provided).	In our opinion and according to the information and explanation given to us, the Company has not defaulted in repayment of dues to the bank or financial institutions during the year.
(ix)	Whether moneys raised by way of public issue/ follow-on offer (including debt instruments) and term loans were applied for the purposes for which those are raised. If not, the details together with delays / default and subsequent rectification, if any, as may be applicable, be reported;	According to the information and explanations given to us, no public issue was made or term loans were raised during the year by the company.
(x)	Whether any fraud by the company or any fraud on the Company by its officers/ employees has been noticed or reported during the year; if yes, the nature and the amount involved be indicated.	According to the information and explanations given to us, no fraud has been noticed or reported during the year by the company or on the company.
(xi)	Whether managerial remuneration has been paid / provided in accordance with the requisite approvals mandated by the provisions of section 197 read with schedule V to the Companies Act? If not, state the amount involved and steps taken by the company for securing refund of the same.	Not Applicable
(xii)	Whether the Nidhi Company has complied with the Net Owned Fund in the ratio of 1: 20 to meet out the liability and whether the Nidhi Company is maintaining 10% liquid assets to meet out the unencumbered liability.	Not Applicable
(xiii)	Whether all transactions with the related parties are in compliance with Section 188 and 177 of Companies Act, 2013 where applicable and the details have been disclosed in the Financial Statements etc. as required by the accounting standards and Companies Act, 2013.	According to the information given to us all transactions with the related parties are in compliance with Section 188 and 177. However, transactions with related party has been made during the year and has properly disclosed.



Raw Edge Industrial Solutions Ltd.
(Formally Known as Raw Edge Industrial Solutions Pvt. Ltd.)

(xiv)	Whether the company has made any preferential allotment / private placement of shares or fully or partly convertible debentures during the year under review and if so, as to whether the requirement of Section 42 of the Companies Act, 2013 have been complied and the amount raised have been used for the purposes for which the funds were raised. If not, provide details thereof.	Not Applicable
(xv)	Whether the company has entered into any non cash transactions with directors or persons connected with him and if so, whether provisions of Section 192 of Companies Act, 2013 have been complied with.	According to the information and explanations given to us and according to the records, the company has not entered into any non-cash transactions with directors or persons connected with him.
(xvi)	Whether the company is required to be registered under section 45-IA of the Reserve Bank of India Act, 1934 and if so, whether paragraph 3(xvi) of the Order have been complied with.	Not Applicable

For Pradeep K. Singhi & Associates
Chartered Accountants
FRN : 126027W



A handwritten signature in black ink, appearing to read "Dhaval Kumar Maheta".

(Dhaval Kumar Maheta)
Partner
M. No. 120700

Place : Surat
Date : 21-08-2018

Raw Edge Industrial Solutions Ltd.
(Formally Known as Raw Edge Industrial Solutions Pvt. Ltd.)

Report on the Internal Financial Controls under Clause (i) of Sub-section 3 of Section 143 of the Companies Act, 2013 ("the Act")

Annexure - B to the Auditors' Report

We have audited the internal financial controls over financial reporting of **Raw Edge Industrial Solutions Limited (Formally Known as Raw Edge Industrial Solutions Pvt. Ltd.)** ("the Company") as of 31st March 2018 in conjunction with our audit of the standalone financial statements of the Company for the year ended on that date.

Management's Responsibility for Internal Financial Controls

The Company's management is responsible for establishing and maintaining internal financial controls based on the internal control over financial reporting criteria established by the Company considering the essential components of internal control stated in the Guidance Note on Audit of Internal Financial Controls over Financial Reporting issued by the Institute of Chartered Accountants of India ('ICAI'). These responsibilities include the design, implementation and maintenance of adequate internal financial controls that were operating effectively for ensuring the orderly and efficient conduct of its business, including adherence to company's policies, the safeguarding of its assets, the prevention and detection of frauds and errors, the accuracy and completeness of the accounting records, and the timely preparation of reliable financial information, as required under the Companies Act, 2013.

Auditors' Responsibility

Our responsibility is to express an opinion on the Company's internal financial controls over financial reporting based on our audit. We conducted our audit in accordance with the Guidance Note on Audit of Internal Financial Controls over Financial Reporting (the "Guidance Note") and the Standards on Auditing, issued by ICAI and deemed to be prescribed under section 143(10) of the Companies Act, 2013, to the extent applicable to an audit of internal financial controls, both applicable to an audit of Internal Financial Controls and, both issued by the Institute of Chartered Accountants of India. Those Standards and the Guidance Note require that we comply with ethical requirements and plan and perform the audit to obtain reasonable assurance about whether adequate internal financial controls over financial reporting was established and maintained and if such controls operated effectively in all material respects.

Our audit involves performing procedures to obtain audit evidence about the adequacy of the internal financial controls system over financial reporting and their operating effectiveness. Our audit of internal financial controls over financial reporting included obtaining an understanding of internal financial controls over financial reporting, assessing the risk that a material weakness exists, and testing and evaluating the design and operating effectiveness of internal control based on the assessed risk. The procedures selected depend on the auditor's judgment, including the assessment of the risks of material misstatement of the financial statements, whether due to fraud or error.



Annexure - B to the Auditors' Report

We believe that the audit evidence we have obtained is sufficient and appropriate to provide a basis for our audit opinion on the Company's internal financial controls system over financial reporting.

Meaning of Internal Financial Controls over Financial Reporting

A company's internal financial control over financial reporting is a process designed to provide reasonable assurance regarding the reliability of financial reporting and the preparation of financial statements for external purposes in accordance with generally accepted accounting principles. A company's internal financial control over financial reporting includes those policies and procedures that

(1) pertain to the maintenance of records that, in reasonable detail, accurately and fairly reflect the transactions and dispositions of the assets of the company;

(2) provide reasonable assurance that transactions are recorded as necessary to permit preparation of financial statements in accordance with generally accepted accounting principles, and that receipts and expenditures of the company are being made only in accordance with authorisations of management and directors of the company; and

(3) provide reasonable assurance regarding prevention or timely detection of unauthorised acquisition, use, or disposition of the company's assets that could have a material effect on the financial statements.

Inherent Limitations of Internal Financial Controls Over Financial Reporting

Because of the inherent limitations of internal financial controls over financial reporting, including the possibility of collusion or improper management override of controls, material misstatements due to error or fraud may occur and not be detected. Also, projections of any evaluation of the internal financial controls over financial reporting to future periods are subject to the risk that the internal financial control over financial reporting may become inadequate because of changes in conditions, or that the degree of compliance with the policies or procedures may deteriorate.

Opinion

In our opinion, the Company has, in all material respects, an adequate internal financial controls system over financial reporting and such internal financial controls over financial reporting were operating effectively as at 31st March 2018, based on the internal control over financial reporting criteria established by the Company considering the essential components of internal control stated in the Guidance Note on Audit of Internal Financial Controls Over Financial Reporting issued by the Institute of Chartered Accountants of India.

Place : Surat
Date : 21-08-2018



For Pradeep K. Singhi & Associates
Chartered Accountants

FRN : 126027W


(Dhaval Kumar Maheta)

Partner

M. No. 120700

Raw Edge Industrial Solutions Ltd.
(Formally Known as Raw Edge Industrial Solutions Pvt. Ltd.)
Accounting Period : 1st April 2017 to 31st March 2018

NOTE # 1

Corporate Information

Raw Edge Industrial Solutions Ltd. (Formally Known as Raw Edge Industrial Solutions Pvt. Ltd.) is a private limited company domiciled in India and Incorporated on 14th February, 2005 under the provisions of the Companies Act, 1956. The company is engaged in the Trading & Manufacturing of minerals and also in providing service of transportation. The company caters to domestic market only.

NOTE # 2

SIGNIFICANT ACCOUNTING POLICIES (AS-1)

(a) Basis of Preparation

The financial statements of the Company have been prepared in accordance with the Generally Accepted Accounting Principles in India ("Indian GAAP") to comply with the Accounting Standards notified under Section 211(3C) of the Companies Act, 1956 ("the 1956 Act") (which continue to be applicable in respect of Section 133 of the Companies Act, 2013 ("the 2013 Act") in terms of General Circular 15/2013 dated 13 September, 2013 of the Ministry of Corporate Affairs) and the relevant provisions of the 1956 Act / 2013 Act, as applicable.

(b) Use of Estimates

The preparation of Financial statement of the company is in conformity with Indian Generally Accepted Accounting principles require management to make estimates that affect the reported amount of assets and liabilities at the date of the Financial Statement and the reported amounts revenue and expenses, during the reporting period, although these estimates are based on management's best knowledge of current events and actions, actual results may ultimately differ from these estimates, which are recognized in the period in which the results are known/materialized. The revenue would be accounted on receipt.

The figures have been regrouped and rearranged in order to present a better and true view of financial statements.

INVENTORIES (AS-2)

Finished Goods are valued at Cost or NRV whichever is less.

Raw Materials & Other Inventories including Packing Material & Stores & Spares are valued at Cost .

CASH & CASH EQUIVALENTS (AS-3)

Cash and cash equivalents for the purpose of cash flow statement comprise cash in hand, demand deposits with banks and other short-term highly liquid investments / deposits with an original maturity of three months or less.

Cash Flow Statement is required to be prepared as per the provisions of Companies Act, 2013 and not as per Accounting Standard-3.

CONTINGENCIES & EVENTS AFTER BALANCE SHEET DATE (AS-4)

There are no such financial events or contingencies that have occurred after the balance date and have major impact on the financial statements of the company.



Raw Edge Industrial Solutions Ltd.
(Formally Known as Raw Edge Industrial Solutions Pvt. Ltd.)
Accounting Period : 1st April 2017 to 31st March 2018

Initial Public Offering:

The registration statement for the Company's IPO has been declared effective on July 18, 2018. On July 18, 2018, the Company consummated the Public Offering of 22,91,200 shares of common stock includes a Fresh issue of 16,81,200 Equity Shares and an offer for sale by selling shareholders of 6,10,000 Shares (including shares issued pursuant to the over-allotment option granted to the Market Maker) at Rs. 72/- per share and received net proceeds of Rs. 82.94 lakh from the Market Maker.

DEPRECIATION ON TANGIBLE & INTANGIBLE ASSETS (AS-6)

Depreciation on fixed assets is provided using the straight line method based on the useful lives of the assets as estimated by management, whichever is higher.

CONSTRUCTION CONTRACTS (AS-7)

This Accounting Standard is not applicable.

REVENUE RECOGNITION (AS-9)

Revenue is recognized to the extent that it is probable that the economic benefits will flow to the Company and the revenue can be reliably measured.

Income from sale of products

Revenue is recognised when the significant risks and rewards of ownership of the goods have been passed to the buyer. Sales are disclosed at exclusive of sales tax / VAT and trade discounts are deducted separately.

Income from services

Revenue from services is recognised pro-rata over the period of the contract as and when services are rendered.

Interest and Dividend Income

Interest income is recognised on a time proportion basis taking into account the amount outstanding and the rate applicable. Dividend income is recognised when the Company's right to receive dividend is established by the Balance Sheet date.

Accounting of Claims

Claims receivable are accounted at the time when such income has been earned by the Company depending on the certainty of receipts. Claims payable are accounted at the time of acceptance.

TANGIBLE FIXED ASSETS (AS-10)

Fixed assets are stated at cost of acquisition or construction less accumulated depreciation / amortisation and impairment losses.

FOREIGN CURRENCY TRANSACTION (AS-11)

No transactions has been made in foreign currency by the company during the year. Hence, this accounting standard is not applicable.

GOVERNMENT GRANTS & SUBSIDIES (AS-12)

Government Grants and subsidies are recognized when there is reasonable assurance that the conditions attached to them will be complied, and grant/subsidy will be received. The operations of the company are such which does not make it eligible for any government grants or subsidies. Hence, nil to report.



Raw Edge Industrial Solutions Ltd.
(Formally Known as Raw Edge Industrial Solutions Pvt. Ltd.)
Accounting Period : 1st April 2017 to 31st March 2018

INVESTMENTS (AS-13)

Investments, which are readily realizable and intended to be held for not more than one year from the date on which such investments are made, are classified as current investments. All other investments are classified as long-term investments. Long-term investments are carried at cost. However, no investments are held by the company.

ACCOUNTING FOR AMALGAMATION (AS-14)

This accounting standard is not applicable as the company has not amalgamated any other company during the year.

EMPLOYEE BENEFITS (AS-15)

(a) Short term employee benefits

Short term employee benefits are recognised as an expense on accrual basis.

(b) Defined contribution plans

The contribution under the schemes is recognised as an expense in the Statement of Profit and Loss, as they are incurred. There are no other obligations other than the contribution payable to the respective funds.

Employee Gratuity Fund Scheme is the Defined Benefit Plan. Provision for gratuity has been made in the accounts, in case of those employees who are eligible for the retirement benefits. Gratuity is paid at the time of retirement of employees. Provision for gratuity liability is provided based on Actuarial Valuation made.

BORROWING COST (AS-16)

Borrowing costs directly attributable to the acquisition and construction of an asset which takes a substantial period of time to get ready for its intended use, are capitalised as a part of the cost of such assets, until such time the asset is substantially ready for its intended use. All other borrowing costs are recognised in the Statement of Profit and Loss in the period they occur.

Borrowing costs consist of interest and other costs incurred in connection with borrowing of funds.

SEGMENT REPORTING (AS-17)

The company has no different segments of products or services. Hence, this Accounting Standard does not apply.

RELATED PARTY DISCLOSURE (AS-18)

(a) Transaction with Key Managerial Personnel & their Relatives:

Name of Party	Nature of Transaction	Amount	Relationship	PAN No.
Bimal Bansal	Director's Remuneration	7,52,200	Director	AALPB1471B
	Interest	54,371		
	Loan Repaid	7,31,000		
	Loan Taken	8,00,000		
Bala Bansal	Salary	3,02,000	Director's Wife	AGQPB9552L
	Rent	3,90,000		
	Loan Taken	13,50,000		
	Interest	5,40,880		



Raw Edge Industrial Solutions Ltd.
(Formally Known as Raw Edge Industrial Solutions Pvt. Ltd.)
Accounting Period : 1st April 2017 to 31st March 2018

Shalini Bansal	Salary	5,02,000	Director's Wife	BSVPS6651P
	Interest	89,834		
	Loan Taken	10,15,000		
Sweta Bansal	Salary	5,02,000	Director's Wife	AJZPG6783G
	Interest	1,37,355		
	Loan Taken	43,25,000		
Bimal Bansal- HUF	Interest	9,24,146	Karta	AABHB5699F
	Loan Taken	32,40,000		
	Loan Repayment	8,00,000		
Siddharth Bansal	Interest	2,29,369	Director	AGXPB4728R
	Loan Repaid	3,60,000		
Siddharth Bansal-HUF	Interest	2,32,192	Karta	AAWHS1712D
	Loan Taken	23,91,000		
	Loan Repaid	4,00,000		
Sourabh Bansal	Interest	24,969	Director	AFSPB6475P
Sourabh Bansal HUF	Interest	1,38,980	Karta	AAWHS1711A
	Loan Taken	39,00,000		
	Loan Repaid	48,40,000		
Kailashdevi Bansal	Interest	77,192	Director's Mother	AALPB1472C
	Loan Taken	3,00,000		

(b) Transactions with Companies in which director is interested

Name of Party	Nature of Transaction	Amount	Relationship	PAN No.
Magicrete Solutions Private Limited	Sales	9,75,15,270	Group Company	AAF5517N

LEASE RENTALS (AS-19)

Operating Lease

Operating lease payment recognised in Statement of Profit & Loss.

EARNING PER SHARE(AS-20)

Basic earnings per share are calculated by dividing the net profit or loss for the year attributable to equity shareholders by the weighted average number of equity shares outstanding during the year.

Particulars	F.Y. 2017-18	F.Y. 2016-17
Profit available for appropriation to equity shareholders	1,73,59,633	63,14,842
Weighted Average no. of equity shares for cal. of Basic Earning per share	67,00,800	67,00,800
Weighted Average no. of equity shares for cal. of Diluted Earning per share	67,00,800	67,00,800
Basic Earning per equity shares	2.59	0.94
Diluted Earning per equity shares **	2.59	0.94
Face Value per equity share	10	10



Raw Edge Industrial Solutions Ltd.
(Formally Known as Raw Edge Industrial Solutions Pvt. Ltd.)
Accounting Period : 1st April 2017 to 31st March 2018

CONSOLIDATED FINANCIAL STATEMENTS (AS-21)

The company has neither acquired shares exceeding more than 50% nor does it exercises control over board of any other company. Hence, this accounting standard does not apply.

ACCOUNTING FOR TAXES (AS-22)

The Major components of deferred taxation arising out of differences are -

Particulars	Tax Rate	Deferred Tax Liability	Prov. Made	Net Provision for the year
DEFERRED TAX LIABILITY				
Opening Balance of DTL/ (DTA)			39,94,018	
Difference in carrying amount of fixed Assets	33.063%			
WDV As per Books of Accounts 4,50,79,228				
WDV As per Income Tax 3,60,04,762				
Difference in carrying amount 90,74,466				
Disallowance u/s 43B (DTA) (8,38,159)				
Amount to be debited/ (credited) to Profit & Loss Account		27,23,170	39,94,018	(12,70,848)

INVESTMENTS IN ASSOCIATES (AS-23)

The company has no investments in associates. Hence, this Accounting standard does not apply.

DISCONTINUING OPERATIONS (AS-24)

All the operations of the company are in continuation and none of the operations has been discontinued during the year. Hence, this accounting standard does not apply.

INTERIM FINANCIAL REPORTING (AS-25)

This accounting standard is not applicable to this company.

INTANGIBLE ASSETS & AMORTISATION (AS-26)

Intangible assets are stated at cost of acquisition or construction less accumulated depreciation / amortisation and impairment losses.

Intangible assets is amortised based on the useful lives of the assets or estimated by management, whichever is higher.

INTEREST IN JOINT VENTURE (AS-27)

The company has no interest in any joint venture. Hence, this accounting standard does not apply.

IMPAIRMENT OF ASSETS(AS-28)

The company has not impaired any of its assets during the year. Hence, nil to report.



Raw Edge Industrial Solutions Ltd.
(Formally Known as Raw Edge Industrial Solutions Pvt. Ltd.)
Accounting Period : 1st April 2017 to 31st March 2018

PROVISIONS & CONTINGENT LIABILITIES (AS-29)

A provision is recognized when the Company has a present obligation as a result of past events, if it is probable that an outflow of resources embodying economic benefits will be required to settle the obligation and a reliable estimate can be made of the amount of the obligation. Provisions (excluding retirement benefits) are not discounted to their present value and are determined based on the best estimate required to settle the obligation at the reporting date.

A contingent liability is a possible obligation that arises from past events whose existence will be confirmed by the occurrence or non-occurrence of one or more uncertain future events beyond the control of the company or a present obligation that is not recognized because it is not probable that an outflow of resources will be required to settle the obligation. A contingent liability also arises in extremely rare cases where there is a liability that cannot be recognized because it cannot be measured reliably. The Company has no contingent liability.

FINANCIAL INSTRUMENTS RECOGNITION (AS-30,31,32)

These Accounting Standards are not applicable to the Company.


DISCLOSURE RELATED TO MSME:

The Company has total 23 Vendors registered in MSME. The details are given below:

Particulars	Amount (In Rs.)
MSME Registered Vendors Value	Rs. 5,55,82,379
Unregistered Vendors Value	RS. 1,24,59,928
Total Vendors Value	<u><u>Rs. 6,80,42,307</u></u>

As per our report of even date.

For Pradeep K. Singhi & Associates
Chartered Accountants,
Firm Reg. No. 126027W


(Dhaval Kumar Maheta)
Partner
M.No. : 120700

Place: Surat
Date : 21-08-2018




Bimal Bansal
(Director)
(Din: 00029307)
Add : (101, Navkruti Apt.,
Athwalines, Surat-395001

FOR AND ON BEHALF OF THE BOARD


Siddharth Bansal
(Director)
(Din No.: 01553023)
Add : (101, Navkruti Apt.,
Athwalines, Surat-395001


CS JYOTI CHITLANGLEYA


PRASHANT AGARWAL
CFO

Raw Edge Industrial Solutions Ltd.
(Formally Known as Raw Edge Industrial Solutions Pvt. Ltd.)

Disclosure of Gratuity Liability as per Actuarial Valuation as required by AS 15 :

2.1: Table Showing Changes in Present Value of Obligations:

Period	From: 01/04/2017 To: 31/03/2018	From: 01/04/2016 To: 31/03/2017
Present value of the obligation at the beginning of the period	7,28,099	5,01,019
Interest cost	56,428	37,576
Current service cost	1,87,731	1,97,817
Benefits paid (if any)	-	-
Actuarial (gain)/loss	(1,34,099)	-8,313
Present value of the obligation at the end of the period	8,38,159	7,28,099

2.2: Key results (The amount to be recognized in the Balance Sheet):

Period	As on: 31/03/2018	As on: 31/03/2017
Present value of the obligation at the end of the period	8,38,159	7,28,099
Fair value of plan assets at end of period	0	0
Net liability/(asset) recognized in Balance Sheet and related analysis	8,38,159	7,28,099
Funded Status	(8,38,159)	-7,28,099

2.3: Expense recognized in the statement of Profit and Loss:

Period	From: 01/04/2017 To: 31/03/2018	From: 01/04/2016 To: 31/03/2017
Interest cost	56,428	37,576
Current service cost	1,87,731	1,97,817
Expected return on plan asset	0	0
Net actuarial (gain)/loss recognized in the period	(1,34,099)	-8,313
Expenses to be recognized in P&L	1,10,060	2,27,080

2.4: Experience adjustment:


Period	From: 01/04/2017 To: 31/03/2018	From: 01/04/2016 To: 31/03/2017
Experience Adjustment (Gain) / loss for Plan liabilities	(1,16,568)	(8,313)
Experience Adjustment Gain / (loss) for Plan assets	-	-

3.1: Summary of membership data at the date of valuation and statistics based thereon:

Period	As on: 31/03/2018	As on: 31/03/2017
Number of employees	19	20
Total monthly salary	5,19,700	4,93,000
Average Past Service(Years)	3.7	3.4
Average Future Service (yr)	25.7	25.2
Average Age(Years)	34.3	34.8
Weighted average duration (based on discounted cash flows) in years	21	22
Average monthly salary	27,353	24,650

3.2: The assumptions employed for the calculations are tabulated:

Discount rate	7.75 % per annum	7.50 % per annum
Salary Growth Rate	5.00 % per annum	5.00 % per annum
Mortality	IALM 2006-08 Ultimate	IALM 2006-08 Ultimate
Expected rate of return	0	0
Withdrawal rate (Per Annum)	5.00% p.a.	5.00% p.a.



Raw Edge Industrial Solutions Ltd.
(Formally Known as Raw Edge Industrial Solutions Pvt. Ltd.)

Disclosure of Gratuity Liability as per Actuarial Valuation as required by AS 15 :

3.3: Benefits valued:

Normal Retirement Age	60 Years	60 Years
Salary	Last drawn qualifying salary	Last drawn qualifying salary
Vesting Period	5 Years of service	5 Years of service
Benefits on Normal Retirement	15/26 * Salary * Past Service (yr)	15/26 * Salary * Past Service (yr)
Benefit on early exit due to death and disability	As above except that no vesting conditions apply	As above except that no vesting conditions apply
Limit	2000000	1000000

3.4: Current Liability (*Expected payout in next year as per schedule III of the Companies Act, 2013) :


Period	As on: 31/03/2018	As on: 31/03/2017
Current Liability (Short Term)*	33,976	19,883
Non Current Liability (Long Term)	8,04,183	7,08,216
Total Liability	8,38,159	7,28,099

3.5: Projection for next period:

Best estimate for contribution during next Period	2,29,612
---	----------

For Raw Edge Industrial Solutions Pvt. Ltd.
(Formally Known as Raw Edge Industrial Solutions Pvt. Ltd.)


(Bimal Bansal)
(Director)
(Din: 00029307)
101, Navkruti Apt.,
Athwalines, Surat


(Siddharth Bansal)
(Director)
(Din: 01553023)
101, Navkruti Apt.,
Athwalines, Surat

For PRADEEP K. SINGHI & ASSOCIATES
CHARTERED ACCOUNTANTS




(Dhaval Kumar Maheta)
(Partner)
M. No. 120700
Firm Reg. No.:126027W

Date : 21-08-2018
Place: Surat


CS JYOTE CHITRANIGYA


PRASHANT AGARWAL
CFO



Raw Edge Industrial Solutions Ltd.
(Formally Known as Raw Edge Industrial Solutions Pvt. Ltd.)
Balance Sheet as at 31st March, 2018


Particulars	Note No.	As at 31st March, 2018	As at 31st March, 2017
I. EQUITY AND LIABILITIES			
(1) Shareholder's Funds			
(a) Share Capital	3	6,70,08,000	83,76,000
(b) Reserves and Surplus	4	1,31,12,436	5,43,84,803
(c) Money received against Share Warrants			
(2) Share Application Money pending allotment			
(3) Non-Current Liabilities			
(a) Long-Term Borrowings	5	3,09,64,505	4,14,42,476
(b) Deferred Tax Liabilities (Net)	23	27,23,170	39,94,018
(c) Other Long Term Liabilities			
(d) Long-Term Provisions	6	8,38,159	-
(4) Current Liabilities			
(a) Short-Term Borrowings	7	9,39,08,050	7,76,82,174
(b) Trade Payables	8	6,99,38,960	7,75,39,215
(c) Other Current Liabilities	9	35,45,730	56,76,747
(d) Short-Term Provisions	10	78,21,623	27,61,181
TOTAL		28,98,60,633	27,18,56,614


II. ASSETS


(1) Non-Current Assets			
(a) Fixed Assets			
(i) Tangible Assets	11	5,19,57,481	5,87,10,948
(ii) Intangible Assets		8,30,787	10,11,155
(iii) Capital work-in-progress			
(iv) Intangible assets under development			
(b) Non-Current Investments			
(c) Deferred Tax Assets (Net)			
(d) Long-Term Loans and Advances	12	31,96,670	2,53,59,670
(e) Other Non-Current Assets			
(2) Current Assets			
(a) Current Investments			
(b) Inventories	13	34,74,292	26,44,941
(c) Trade Receivables	14	21,52,74,461	17,49,51,351
(d) Cash and Cash Equivalents	15	75,503	1,48,328
(e) Short-Term Loans and Advances			
(f) Other Current Assets	16	1,50,51,439	90,30,220
TOTAL		28,98,60,633	27,18,56,614

For Raw Edge Industrial Solutions Ltd.
(Formally Known as Raw Edge Industrial Solutions Pvt. Ltd.)


(Bimal Bansal)
(Director)
(Din: 00029307)
101, Navkruti Apt.,
Athwalines, Surat
Date : 21-08-2018
Place: Surat



(Siddharth Bansal)
(Director)
(Din: 01553023)
101, Navkruti Apt.,
Athwalines, Surat





ANSHU CHETANI
CS JYOTI CHETANI & CO

For PRADEEP K. SINGHI & ASSOCIATES
CHARTERED ACCOUNTANTS




(Dhaval Kumar Maheta)
(Partner)
M. No. 120700
Firm Reg. No.:126027W


PRASHANT ARWAL
CFO

Raw Edge Industrial Solutions Ltd.
(Formally Known as Raw Edge Industrial Solutions Pvt. Ltd.)
Profit & Loss Statement for the period ended 31st March, 2018

Sr. No.	Particulars	Note No.	As at 31st March, 2018	As at 31st March, 2017
I.	Revenue from Operations	17	53,43,86,431	47,92,96,313
II.	Other Incomes	18	58,95,305	67,76,538
III.	Total Revenue (I + II)		54,02,81,736	48,60,72,851
IV.	Expenses:			
1	Purchases of Stock-in-Trade		30,07,68,114	30,58,77,233
2	Changes in Inventories of Finished Goods, Work-in-Progress and Stock-in-Trade	19	(8,29,351)	(15,48,662)
3	Employee Benefit Expenses	20	98,64,339	1,17,44,547
4	Finance Costs	21	1,27,12,419	1,34,04,499
5	Other Expenses	22	18,45,98,442	13,80,24,426
6	Depreciation and Amortization Expense	11	92,55,211	90,64,489
V	Total Expenses		51,63,69,174	47,65,66,532
VI	Profit before Exceptional and Extraordinary Items and Tax (V - VII)		2,39,12,562	95,06,319
VII	Exceptional Items		-	-
VIII	Profit before Extraordinary Items and Tax (VIII - IX)		2,39,12,562	95,06,319
IX	Extra Ordinary Items		-	-
X	Profit before Tax (X - XI)		2,39,12,562	95,06,319
XI	Tax Expense:			
	(1) Current tax		78,21,623	27,61,181
	(2) Deferred Tax		(12,70,848)	2,60,261
	(3) Income Tax of Previous Year		2,154	1,70,035
XII	Profit/ (Loss) for the period from Continuing Operations (XII - XIII)		1,73,59,633	63,14,842
XV.	Profit/Loss from Discontinuing Operations		-	-
XVI.	Tax Expense of Discontinuing Operations		-	-
XVII	Profit/ (Loss) from Discontinuing Operations (after Tax) (XV - XVI)		-	-
	Profit/ (Loss) for the Period (XIV + XVII)		1,73,59,633	63,14,842
	Earnings Per Equity Share			
	(1) Basic		2.59	0.94
	(2) Diluted		2.59	0.94

See accompanying notes to the financial statements

For Raw Edge Industrial Solutions Ltd.
(Formally Known as Raw Edge Industrial Solutions Pvt. Ltd.)

For PRADEEP K. SINGHI & ASSOCIATES
CHARTERED ACCOUNTANTS

BK Bansal
(Bimal Bansal)
(Director)
(Din: 00029307)
101, Navkruti Apt.,
Athwalines, Surat

SK Bansal
(Siddharth Bansal)
(Director)
(Din: 01553023)
101, Navkruti Apt.,
Athwalines, Surat



Dhaval Kumar Maheta
(Dhaval Kumar Maheta)
(Partner)
M. No. 120700
Firm Reg. No.:126027W

Date : 21-08-2018
Place: Surat

Prashant Agarwal
PRASHANT AGARWAL
CFO
CS JYOTI CHITLANGIYA

Raw Edge Industrial Solutions Ltd.
(Formally Known as Raw Edge Industrial Solutions Pvt. Ltd.)
Annexures to the Balance Sheet

Particulars	As at 31st March, 2018	As at 31st March, 2017
NOTE # 3		
Share Capital :		
Authorised Capital		
9000000 Equity Shares of Rs 10/- each	9,00,00,000	5,00,00,000
	9,00,00,000	5,00,00,000
Issued, Subscribed and Paid up		
67008000 Equity Shares of Rs 10/- each	6,70,08,000	83,76,000
(P.Y. 8,37,600 Equity Shares of Rs 10/- each)		
	6,70,08,000	83,76,000

Reconciliation of the number of shares at the beginning & end of the Reporting Period :

Number of shares at the beginning	8,37,600	8,37,600
Add : Addition during the year (Bonus Issue)	58,63,200	-
Number of shares at the end	67,00,800	8,37,600

Note : During Financial Year 2017-18 Company has issued bonus shares of 58,63,200 to shareholders in ratio of 1:7

Shares held by each shareholder holding more than 5% shares, specifying the number of shares held. :

Particulars	%	No. of Shares	%	No. of Shares
Sidharth Bansal	24.93%	16,70,200	24.37%	2,04,150
Sourabh Bansal	24.93%	16,70,200	23.18%	1,94,150
Bimal Bansal	24.93%	16,70,200	24.63%	2,06,316
Bala Bansal	8.97%	6,01,272	5.89%	49,328
Shweta Bansal	7.98%	5,34,464	5.89%	49,328
Shalini Bansal	7.98%	5,34,464	5.89%	49,328

NOTE # 4

Reserves and Surplus :

(a) Securities Premium		
As per last Balance Sheet	1,02,10,000	1,02,10,000
Addition during the year	-	-
Less: Capitalisation of Profit	1,02,10,000	-
	-	1,02,10,000
(b) Surplus i.e. Balance in the Statement of Profit & Loss		
As per last Balance Sheet	4,41,74,803	3,78,59,961
Addition during the year	1,73,59,633	63,14,842
Less: Capitalisation of Profit	4,84,22,000	-
	1,31,12,436	4,41,74,803
	1,31,12,436	5,43,84,803

NOTE # 5

Long-Term Borrowings

Term Loans From Banks		
Axis Bank (Term Loan)	18,99,218	56,86,000
Yes Bank (Car Loan)	14,52,390	-
Less: Current Maturities of Long-Term Debt	(21,81,938)	(38,04,000)
	11,69,670	18,82,000
Loans and advances		
From Directors	29,07,491	29,20,653
From Related Parties	2,68,87,344	1,44,79,823
From Others	-	2,21,60,000
	3,09,64,505	4,14,42,476

BK



Raw Edge Industrial Solutions Ltd.
(Formally Known as Raw Edge Industrial Solutions Pvt. Ltd.)
Annexures to the Balance Sheet

Particulars	As at 31st March, 2018	As at 31st March, 2017
-------------	---------------------------	---------------------------

Loan From Axis Bank

Primary Security:

Hypothecation of movable fixed asset financed by such loan, present and future.

Collateral security:

Hypothecation of entire current asset of the company including stock and receivables, both present and future.

Simple mortgage of residential flat No. 01, First floor and No. 101, Navkruti Appt., Lal Bunglow, Surat In the name of Mr. Bimal Bansal.

Simple mortgage of residential flat No. 02, First floor and No. 101, Navkruti Appt., Lal Bunglow, Surat In the name of Mrs. Bala Bansal.

Personal Guarantee of all the directors of the company.

Personal Guarantee of Mrs. Bala Bansal, the Property owner.

Terms of Repayment :

59 monthly installments of Rs. 3.17 lacs each at ROI of MCLR (1 yr.) plus 0.75%.

Loan From Yes Bank

Loan against Car repayable on 84 monthly installments of Rs.23560 each

NOTE # 6

Long-Term Provisions

Provision for Employee Benefits

Gratuity

	8,38,159	-
	8,38,159	-

NOTE # 7

Short-Term Borrowings

Working Capital Loan

Axis Bank (CC)

	9,39,08,050	7,76,82,174
	9,39,08,050	7,76,82,174

Classification of borrowings and Nature of security :

Cash Credit From Axis Bank

Primary security :

Secured by way of First charge hypothication of entire current assets of the company including stock and receivables, both present and future.

Collateral Security :

Secured by way of hypothecation of movable fixed assets, Mortgage of Flat No.01,02,101, Navkruti App., Athwalines, Surat and ROI for repayment term is MCLR (3m) plus 0.75%.

Personal Guarantee :

Bimal Bansal, Sourabh Bansal, Sidharth Bansal & Bala Bansal give 100% guarantee.

NOTE # 8

Trade Payables

Creditors for Goods

Creditors for Expenses

Creditors for Transporters

	4,94,15,715	6,49,99,898
	17,62,078	11,77,586
	1,87,61,167	1,13,61,731
	6,99,38,960	7,75,39,215



Raw Edge Industrial Solutions Ltd.
(Formally Known as Raw Edge Industrial Solutions Pvt. Ltd.)
Annexures to the Balance Sheet

Particulars	As at 31st March, 2018	As at 31st March, 2017
NOTE # 9		
Other Current Liabilities		
Current Maturities of Long-Term Debt	21,81,938	38,04,000
Income Received in Advance From Customers	56,552	4,943
Other Payables : Statutory Dues		
TDS Payable (2017-18)	2,59,753	5,24,334
VAT Payable (Gujarat)	-	6,08,193
Professional Tax Payable	3,790	21,010
CGST Payable	1,906	
IGST Payable	3,01,248	-
Provision for Employee Benefits		
Director's Remuneration Payable	1,79,434	-
Staff Salary Payable	5,56,934	6,80,129
P.F. Payable	4,175	21,875
E.S.I.C. Payable	-	12,263
	<u>35,45,730</u>	<u>56,76,747</u>
NOTE # 10		
Short-Term Provisions		
Provision for Income Tax	<u>78,21,623</u>	<u>27,61,181</u>
	<u>78,21,623</u>	<u>27,61,181</u>
NOTE # 12		
Long-Term Loans and Advances		
Security Deposits		
Torrent Power Deposit	9,670	9,670
Deposit (Coffee machine)	10,000	10,000
Kadodara Plant Deposit (Shakti Food Product)	30,00,000	30,00,000
Deposit (Room Rent)	1,77,000.00	-
Loans & Advances		
Navitas Green Solution Private Limited	-	2,23,40,000
	<u>31,96,670</u>	<u>2,53,59,670</u>
NOTE # 13		
Inventories		
Work in progress	5,03,341	6,05,528
Finished Goods	9,16,133	9,13,465
Raw Material	18,85,402	7,87,584
Packing Material	1,41,076	2,49,013
Stores and spares	28,340	89,351
	<u>34,74,292</u>	<u>26,44,941</u>

B < *[Handwritten signature]*



Raw Edge Industrial Solutions Ltd.
(Formally Known as Raw Edge Industrial Solutions Pvt. Ltd.)
Annexures to the Balance Sheet

Particulars	As at 31st March, 2018	As at 31st March, 2017
Mode of Valuation of Closing Stock.		
Raw Materials have been valued at Cost.		
Finished Goods have been valued at Cost or Net Realisable value whichever is less as per AS 2 issued by Institute of Chartered Accountants of India.		
NOTE # 14		
Trade Receivables		
Unsecured, Considered Good		
- Outstanding for a period exceeding six months	1,18,27,076	2,12,71,789
- Others	20,34,47,385	15,36,79,562
Unsecured, Considered doubtful	-	-
	21,52,74,461	17,49,51,351
NOTE # 15		
Cash and Cash Equivalents		
Balance With Banks (Axis Bank CA: 909020036795110)	4,034	1,26,252
Cash on Hand	71,469	22,076
	75,503	1,48,328
NOTE # 16		
Other Current Assets		
Prepaid Expenses		
Insurance Premium	63,340	1,07,228
Others	30,359	43,884
Service tax receivable	-	1,589
Advance Tax (FY 2017-18)	22,51,000	-
TDS Receivable (F.Y. 2013-14)	1,771	1,771
TDS Receivable (F.Y. 2016-17)	-	8,17,567
TDS Receivable (F.Y. 2017-18)	2,95,324	-
TCS Receivable (F.Y. 2017-18)	15,930	-
SGST Receivable	1,40,897	-
SGST Credit (Tansitional)	18,40,383	-
Electronic Cash Ledger	3,09,449	-
VAT Receivable:		
Rajasthan (upto F.Y. 2016-17)	30,28,635	61,40,538
Maharashtra (upto F.Y. 2014-15)	80,370	80,370
GVAT paid under protest	2,00,000	2,00,000
Advance to Suppliers	67,93,981	16,37,273
	1,50,51,439	90,30,220

For Raw Edge Industrial Solutions Ltd.
(Formally Known as Raw Edge Industrial Solutions Pvt. Ltd.)

B Kansal
(Bimal Bansal)
(Director)
(Din: 00029307)
101, Navkruti Apt.,
Athwalines, Surat

S Bansal
(Siddharth Bansal)
(Director)
(Din: 01553023)
101, Navkruti Apt.,
Athwalines, Surat



For PRADEEP K. SINGHI & ASSOCIATES
CHARTERED ACCOUNTANTS

Dhava Kumar Maheta
(Dhava Kumar Maheta)
(Partner)
M. No. 120700
Firm Reg. No.:126027W

Date : 21-08-2018
Place: Surat

Prashant Agarwal
PRASHANT AGARWAL
CFO
C S SYOTE CHITRANGIYA

Raw Edge Industrial Solutions Ltd.
(Formally Known as Raw Edge Industrial Solutions Pvt. Ltd.)
Annexures to the Profit & Loss Statement

Particulars	As at 31st March, 2018	As at 31st March, 2017
NOTE # 17		
Revenue From Operations		
Sale of Products	45,16,75,169	37,50,63,777
Sale of Services		
Transportation Income	8,20,61,915	10,42,31,737
Other Operating Revenues		
Bulkier Rent Income - Net	3,60,000	-
Material Shortage Income	2,89,347	799
	53,43,86,431	47,92,96,313
NOTE # 18		
Other Incomes		
Other Non - Operating Income		
Discount Income	37,35,695	41,70,752
Interest on Loans & Advances	21,72,602	26,00,002
Profit on sale of assets	(12,992)	5,784
	58,95,305	67,76,538
NOTE # 19		
Increase/(Decrease) in stock of finished Goods		
Closing Stock	34,74,292	26,44,941
Less : Opening Stock	26,44,941	10,96,279
	(8,29,351)	(15,48,662)
NOTE # 20		
Payment to Employees		
Salaries and Wages		
Salary & Wages	82,45,480	1,11,04,477
Director's Remuneration	7,52,200	6,02,400
Contribution to PF and Other Funds		
Gratuity Expenses	8,38,159	-
ESIC Contribution	-	8,957
PF Contribution	28,500	28,713
	98,64,339	1,17,44,547
NOTE # 21		
Finance Costs		
Interest Expenses		
Interest on late payment of Income Tax & TDS	2,40,482	2,316
Interest on late payment of Statutory dues	-	21,264
Interest on Unsecured Loan	44,54,767	42,88,569
Interest on Bank CC	71,33,162	81,44,986
Interest on Secured Loan	4,74,277	9,04,346
Loan Processing Charges	3,60,508	-
Bank Charges	49,223	43,018
	1,27,12,419	1,34,04,499
NOTE # 22		
Other Expenses		
<u>Manufacturing Expenses:</u>		
Loading Unloading Expenses	7,43,430	1,77,092
Packing Expenses	77,849	72,232
Power & Fuel	38,10,860	32,60,581
Detention Expenses	13,73,450	6,64,909
Weightment Expenses	73,900	85,650
Repair & Maintenance of Machinery	19,45,948	15,20,444
Transportation Expenses	15,90,54,281	12,11,20,322
Bulkier Rent Expense	3,16,000	-
Excavating, Screening & Stacking Exp.	-	8,33,288
	16,73,95,718	12,77,34,518



Raw Edge Industrial Solutions Ltd.
(Formally Known as Raw Edge Industrial Solutions Pvt. Ltd.)
Annexures to the Profit & Loss Statement

Particulars	As at 31st March, 2018	As at 31st March, 2017
<u>Administrative Expenses :</u>		
Job Work Charges	1,38,812	-
Auditors' Remuneration	28,750	28,750
ROC Expenses	14,375	14,375
Electricity Expenses	1,92,420	1,61,840
Conveyance Expenses	3,38,606	3,33,518
Travelling Expenses	91,542	79,805
Hotel Boarding & Lodging Expenses	1,08,298	1,83,121
Postage & Courier Expenses	19,963	24,996
Mobile & Telephone Expenses	2,05,727	2,38,140
Computer & Internet Charges	1,82,481	1,94,110
Insurance	2,83,265	1,70,761
Donation	5,000	-
IPO Expense	2,50,000	-
Rent, Rates & Taxes		
Rent	32,88,000	33,86,300
Service Tax	3,53,036	12,01,361
Indirect tax	-	1,63,030
SMC Tax	23,742	23,955
RTO Expenses	14,663	36,683
Laboratory Expenses	10,437	8,735
Legal & Professional Expenses	15,65,223	10,95,900
Vehicle Running & Maintenance Exp.	2,00,175	3,19,023
Printing & Stationery Expense	1,67,872	60,574
Membership Fees	-	1,15,645
Office & General Exp.	10,36,146	5,90,918
AMC Expenses	2,15,367	2,08,412
Vat Penalty	96,844	-
	88,30,744	86,39,952
<u>Selling & Distribution Expenses:</u>		
Advertisement Expenses	-	2,025
Sales Promotion Expenses	4,10,497	4,76,678
Commission on Sales	79,44,333	11,19,728
Tempo Exp.	17,150	51,525
	83,71,980	16,49,956
Total	18,45,98,442	13,80,24,426

For Raw Edge Industrial Solutions Ltd.
(Formally Known as Raw Edge Industrial Solutions Pvt. Ltd.)


(Bimal Bansal)
(Director)
(Din: 00029307)
101, Navkruti Apt.,
Athwalines, Surat


(Siddharth Bansal)
(Director)
(Din: 01553023)
101, Navkruti Apt.,
Athwalines, Surat

For PRADEEP K. SINGHI & ASSOCIATES
CHARTERED ACCOUNTANTS




(Dhaval Kumar Maheta)
(Partner)
M. No. 120700
Firm Reg. No.:126027W

Date : 21-08-2018
Place: Surat


PRASHANT AGARWAL
CS JYOTI CHETLANDEYA



Tangible Assets as on 31st March 2018

S.NO.	PARTICULARS	Useful Life	GROSS BLOCK			DEPRECIATION BLOCK					NET BLOCK		
			COST AS ON 01.04.2017	ADDITIONS DURING THE YEAR	SALE / DISPOSAL DURING THE YEAR	TOTAL AS ON 31.03.2018	UPTO 01.04.2017	FOR THE YEAR	Retained Earnings	Deduction	UPTO 31.03.2018	NET CARRYING AMOUNT AS ON 31.03.2018	NET CARRYING AMOUNT AS ON 31.03.2017
1	Land		77,09,040	-	-	77,09,040	-	-	-	-	-	77,09,040	77,09,040
2	Plant & Equipment	15	7,16,47,127	2,83,428	-	7,19,30,555	2,44,12,149	79,56,281	-	-	3,23,68,430	3,95,62,125	4,72,34,978
2	Factory Building	30											-
3	Furniture & Fixtures	10	25,40,285	31,694	-	25,71,979	12,39,847	2,55,278	-	-	14,95,125	10,76,854	13,00,438
4	Vehicles:												
	Commercial vehicle	8	7,04,000	-	-	7,04,000	5,73,740	91,649	-	-	6,65,389	38,611	1,30,260
	Motor Car	8	22,35,319	18,78,858	-	41,14,177	13,36,974	3,28,499	-	-	16,65,473	24,48,704	8,98,345
	Motor Cycle	10	5,46,256	64,972	57,040	5,54,188	1,20,996	54,668	-	27,615	1,48,049	4,06,139	4,25,260
5	Office Equipment	5	9,35,107	7,652	-	9,42,759	5,37,060	1,56,972	-	-	6,94,032	2,48,727	3,98,047
	Mobile Instrument	5	9,17,528	64,900	18,800	9,63,628	6,43,160	97,582	-	1,233	7,39,509	2,24,119	2,74,368
6	Computer & Printer	3	17,29,539	36,864	-	17,66,403	13,89,327	1,33,914	-	-	15,23,241	2,43,162	3,40,212
	TOTAL		8,89,64,201	23,68,368	75,840	9,12,56,729	3,02,53,253	90,74,843	-	28,848	3,92,99,248	5,19,57,481	5,87,10,948
	Previous Year		7,72,61,797	1,17,56,743	54,339	8,89,64,201	2,13,94,249	88,84,121	-	25,117	3,02,53,253	5,87,10,948	5,58,67,548

NOTE # 9

Intangible Assets as on 31st March 2018

S.NO.	PARTICULARS	Useful Life	GROSS BLOCK			DEPRECIATION BLOCK					NET BLOCK		
			COST AS ON 01.04.2017	ADDITIONS DURING THE YEAR	SALE / DISPOSAL DURING THE YEAR	TOTAL AS ON 31.03.2018	UPTO 01.04.2017	FOR THE YEAR	Retained Earnings	Deduction	UPTO 31.03.2018	NET CARRYING AMOUNT AS ON 31.03.2018	NET CARRYING AMOUNT AS ON 31.03.2017
1	Computer Software	10	18,03,680	-	-	18,03,680	7,92,525	1,80,368	-	-	9,72,893	8,30,787	10,11,155
	TOTAL		18,03,680	-	-	18,03,680	7,92,525	1,80,368	-	-	9,72,893	8,30,787	10,11,155
	Previous Year		18,03,680	-	-	18,03,680	6,12,157	1,80,368	-	-	7,92,525	10,11,155	11,91,523

Grand Total			9,07,67,881	23,68,368	75,840	9,30,60,409	3,10,45,778	92,55,211	-	28,848	4,02,72,141	5,27,88,268	5,97,22,103
--------------------	--	--	--------------------	------------------	---------------	--------------------	--------------------	------------------	----------	---------------	--------------------	--------------------	--------------------

For Raw Edge Industrial Solutions Ltd.
(Formally Known as Raw Edge Industrial Solutions Pvt. Ltd.)

B Kansal
(Bimal Bansal)
(Director)
(Din: 00029307)
101, Navkruti Apt.,
Athwalines, Surat

SB Bansal
(Siddharth Bansal)
(Director)
(Din: 01553023)
101, Navkruti Apt
Athwalines, Surat

Date : 21-08-2018
Place: Surat

Prashant Agarwal
PRASHANT AGARWAL

Jyoti Chitlangiya
CS JYOTI CHITLANGIYA

For PRADEEP K. SINGHI & ASSOCIATES
CHARTERED ACCOUNTANTS



Dhaval Kumar Maheta
Dhaval Kumar Maheta
(Partner)

M. No. 120700
Firm Reg. No.:126027W



Raw Edge Industrial Solutions Ltd.
(Formally Known as Raw Edge Industrial Solutions Pvt. Ltd.)

Financial Year : 2017-18
Assessment Year : 2018-19

NOTE # 23

CALCULATION OF DEFERRED TAX ASSETS / LIABILITIES :

SR. NO.	DESCRIPTIONS	AMOUNT (Rs.)	AMOUNT (Rs.)
1	ADJUSTMENT OF DTL/DTA FOR THE YEAR :		
	Difference in closing Balance of Fixed Assets		
	Fixed Assets as per COMPANIES ACT	4,50,79,228	
	Fixed Assets as per INCOME TAX ACT	3,60,04,762	
	DEFERRED TAX LIABILITY @ 33.063 % ON Rs.	90,74,466	30,00,291
	Disallowance u/s 43B (DTA)	8,38,159	(2,77,121)
	NET DEFERRED TAX LIABILITY /ASSETS FOR THE YEAR		27,23,170
*	Opening Balance of DTL /(DTA)		39,94,018
	Deferred Tax liabilities increased due to adjustment of the year		(12,70,848)
*	Closing Balance of DTL / (DTA)		27,23,170

For Raw Edge Industrial Solutions Ltd.
(Formally Known as Raw Edge Industrial Solutions Pvt. Ltd.)

For PRADEEP K. SINGHI & ASSOCIATES
CHARTERED ACCOUNTANTS



(Bimal Bansal)
(Director)
(Din: 00029307)
101, Navkruti Apt.,
Athwalines, Surat



(Siddharth Bansal)
(Director)
(Din: 01553023)
101, Navkruti Apt.,
Athwalines, Surat




(Dhaval Kumar Maheta)
(Partner)
M. No. 120700
Firm Reg. No.:126027W

Date : 21-08-2018
Place: Surat


PRASHANT AGARWAL
CFO


CS JYOTI CHITLANGIYA



Raw Edge Industrial Solutions Ltd.
(Formally Known as Raw Edge Industrial Solutions Pvt. Ltd.)
CASH FLOW STATEMENT FOR THE YEAR ENDED 31ST MARCH, 2018

	PARTICULARS	31-Mar-18	31-Mar-17
A	CASH FLOW FROM OPERATING ACTIVITIES		
	Net Profit/ (Loss) before tax & extraordinary items	2,39,12,562	95,06,319
	Add/ (Less): Adjustment for		
	Depreciation	92,55,211	90,64,489
	Loss/Profit on sale of Fixed assets	12,992	(5,784)
	Interest on Unsecured loan	44,54,767	42,88,569
	Interest on Term loan & CC	76,07,439	9,04,346
	Interest on Loans & Advances	(21,72,602)	(26,00,002)
	Operating Profit before working capital changes	4,30,70,369	2,11,57,937
	Add / (Less):		
	Increase / (Decrease) in Trade Payables	(76,00,255)	3,00,86,464
	Increase / (Decrease) in Short Term/ Long Term Provision	58,43,496	(7,68,337)
	Increase / (Decrease) in Short Term Borrowings	1,62,25,876	42,57,602
	Increase / (Decrease) in Current Liabilities	(21,31,017)	(3,36,238)
	(Increase) / Decrease in Trade Receivables	(4,03,23,110)	(3,92,68,553)
	(Increase) / Decrease in Short Term Loans & Advances	-	15,18,126
	(Increase) / Decrease in Inventories	(8,29,351)	(15,48,662)
	(Increase) / Decrease in Other Current Assets	(60,21,219)	13,83,605
	Changes in Working Capital	(3,48,35,580)	(46,75,993)
	Cash generated from operation	82,34,789	1,64,81,944
	Less: Taxes paid	(77,68,672)	(29,31,216)
	Net Cash from Operating Activities (A)	4,66,117	1,35,50,728
B	CASH FLOW FROM INVESTING ACTIVITIES		
	Add: Adjustment for		
	Sale of Fixed Assets	34,000	35,000
		34,000	35,000
	Less: Adjustment for		
	Addition in Fixed Assets	(23,68,368)	(1,17,56,743)
		(23,68,368)	(1,17,56,743)
	Net Cash used in Investing Activities (B)	(23,34,368)	(1,17,21,743)
C	CASH FLOW FROM FINANCING ACTIVITIES		
	Add: Adjustment for		
	(Decrease)/ Increase in Long Term Borrowings	(1,04,77,971)	15,30,697
	Interest on Loans & Advances	21,72,602	26,00,002
		(83,05,369)	41,30,699
	Less: Adjustment for		
	(Decrease)/ Increase in Long Term Loans & Advances	2,21,63,000	(9,87,548)
	Interest on Unsecured Loan	(44,54,767)	(42,88,569)
	Interest on Term Loan	(76,07,439)	(9,04,346)
		1,01,00,794	(61,80,463)
	Net Cash from Financing Activities (C)	17,95,425	(20,49,764)
	Net Increase in Cash & Cash Equivalents (A+B+C)	(72,826)	(2,20,779)
	Add: Cash & Cash Equivalents at beginning of period	1,48,328	3,69,107
	Cash & Cash Equivalents at end of period	75,503	1,48,328

In terms of our attached report of even date

Pradeep K. Singhi & Associates
Chartered Accountants,
Registration No.: 126027W

(Dhaval Kumar Maheta)
Partner
M. No. 120700
Place : Surat
Date : 5-2-2018



Bimal Bansal
(Director)
(Din No.: 00029307)
(Add: 101, Navkruti Apt.,
Athwalines, Surat)

Siddharth Bansal
(Director)
(Din No.: 01553023)
(Add:101, Navkruti Apt.,
Athwalines, Surat)

PRASHANT ALI
CFO
CS JYOTI CHITLANCIYA



RAW EDGE INDUSTRIAL SOLUTIONS LIMITED

AN ISO 9001:2015 & 14001:2015 CERTIFIED COMPANY

REGD. OFFICE:

47, GROUND FLOOR, CITI MALL,
NEW LINK ROAD, ANDHERI (W),
MUMBAI - 400053
M: +91 7226996805

CORPORATE OFFICE:

02, NAVKRUTI APPT., B/H. B.R. DESIGNS,
NR. LAL BUNGLOW, ATHWALINES,
SURAT - 395007.
M: +91 9724326805

21st August, 2018

To,
BSE Limited
Phiroze Jeejeebhoy Towers,
Dalal Street,
Mumbai-400001

Sub: Declaration in respect of Auditor's Report with Unmodified Opinion related to the Financial Results for the Half Year and Year ended 31st March, 2018.

Scrip Code: 541634

Dear Sir/Madam,


Pursuant to Regulation 33(3)(d) of SEBI (Listing Obligations and Disclosure Requirements) Regulations, 2015 and in compliance with SEBI circular CIR/CFD/CMD/56/2016 dated May 27, 2016, we hereby declare that the statutory auditors of the company, M/s. Pradeep K. Singhi & Associates, Chartered Accountants, Surat (FRN:126027W) has issued the Audit Report with Unmodified Opinion in respect of the Audited Financial Statements of the Company for the half year and year ended 31st March, 2018.

Kindly take the same on your record.

Thanking you,

Yours Faithfully,
For Raw Edge Industrial Solutions Limited


Jyoti Chitlangiya
Company Secretary



Your leading edge in raw materials